




BREED-WISE REPORT OF LIVESTOCK AND POULTRY

**BASED ON 20 TH
LIVESTOCK CENSUS**



**GOVERNMENT OF INDIA
MINISTRY OF FISHERIES, ANIMAL HUSBANDRY & DAIRYING
DEPARTMENT OF ANIMAL HUSBANDRY & DAIRYING
(ANIMAL HUSBANDRY STATISTICS DIVISION)
KRISHI BHAWAN, NEW DELHI**



BREED-WISE REPORT OF LIVESTOCK AND POULTRY

BASED ON 20 TH
LIVESTOCK CENSUS



GOVERNMENT OF INDIA
MINISTRY OF FISHERIES, ANIMAL HUSBANDRY & DAIRYING
DEPARTMENT OF ANIMAL HUSBANDRY & DAIRYING
(ANIMAL HUSBANDRY STATISTICS DIVISION)

परशोत्तम रूपाला
PARSHOTTAM RUPALA



मंत्री
मत्स्यपालन, पशुपालन एवं डेयरी
भारत सरकार
MINISTER
FISHERIES, ANIMAL HUSBANDRY & DAIRYING
GOVERNMENT OF INDIA

D.O. No.MIN(FAH&D)/2021-22



Message

The Livestock rearing is one of the most important economic activities in the rural areas of the country contributing significantly to the national economy. It provides income to household dependent on agriculture and for many landless households. The basic data source for evolving every scheme of this Department is Livestock Census. The current report is based on the breed-wise data which was captured in 20th Livestock Census. This census had unique feature as this was the first Census conducted with the use of tablet computers across the country.


I am happy to appreciate that Department of Animal Husbandry & Dairying takes painstaking efforts in compiling and publishing this report. "Breed Report based on 20th Livestock Census" records the breed-wise population of all livestock species and poultry birds.

I hope that the report would be highly useful to all stakeholders for further development of the livestock sector.


(Parshottam Rupala)

Delhi Office: Room No. 234, 'B' Wing, Krishi Bhawan, Dr. Rajendra Prasad Road, New Delhi-110 001
Tele.: +91-11-23380780, Fax: +91-11-23380783, E-mail: rupalaoffice@gmail.com
Gujarat State Camp Office: Plot No. 219, Sector-20, Gandhinagar-382 020, Tele.: 079-23260013

डॉ० संजीव कुमार बालियान
DR. SANJEEV KUMAR BALYAN



राज्य मंत्री
मत्स्यपालन, पशुपालन एवं डेयरी मंत्रालय
पशुपालन एवं डेयरी विभाग
भारत सरकार
कृषि भवन, नई दिल्ली-110001
MINISTER OF STATE FOR FISHERIES,
ANIMAL HUSBANDRY & DAIRYING
DEPARTMENT OF ANIMAL HUSBANDRY & DAIRYING
GOVERNMENT OF INDIA
KRISHI BHAWAN, NEW DELHI-110001

MESSAGE

Animal Husbandry Statistics is the backbone of policy formulation as well as implementation of various programmes in the Animal Husbandry sector. The major source of Animal Husbandry Statistics is Livestock Census. It is the first time that 20th Livestock Census was conducted by using tablets and computers and further transmitting the data online and during the census breed-wise number of livestock and poultry birds were captured.

The publication "Breed-wise Report of Livestock and Poultry based on 20th Livestock Census" carries details of breed-wise information of Livestock species and poultry birds.

I extend my gratitude to the entire team including the officials of State Animal Husbandry Departments for their committed efforts in completing the Livestock Census operations.

I hope that this publication would be highly useful for the policy makers and planner's researchers for the development of livestock sector and provide insight about indigenous breed and their protection.


(Dr. Sanjeev Kumar Balyan)

Office: R.No. 199-J, Krishi Bhawan, New Delhi-110001
कार्यालय: क.सं. 199-जे, कृषि भवन, नई दिल्ली-110001

Telephone : 011-23380379, 23070214, 23380378
011-23070613 (FAX)
दूरभाष : 011-23380379, 23070214, 23380378
011-23070613 (फैक्स)

अतुल चतुर्वेदी, भा.प्र.से.
Atul Chaturvedi, IAS

सचिव
SECRETARY



सत्यमेव जयते

भारत सरकार
मत्स्यपालन, पशुपालन एवं डेयरी मंत्रालय
पशुपालन एवं डेयरी विभाग
कृषि भवन, नई दिल्ली-110001
Government of India
Ministry of Fisheries, Animal Husbandry & Dairying
Department of Animal Husbandry & Dairying
Krishi Bhawan, New Delhi-110001

FOREWORD

The Animal Husbandry and Livestock Sectors are integral part of agriculture and rural economy of our country. The development in the sector is dependent upon how the policies and programmes are evolved in line with the specific needs of the livestock farmers. Though the Livestock Census conducted in the year 2019 captured the total number of livestock available in the country, the report did not drill down to providing the picture on the distribution of the number of animals in various breeds in every livestock species.

Thus, based on 20th livestock census across the country the "Breed Wise report" of all the livestock and poultry breeds in various species provide useful insight into the results of Livestock Census while maintaining the consistency in the reporting periods.

I am sure that the report will be highly useful in view of the current initiatives and importance accorded for the development of indigenous breeds and their protection. Thanks are therefore due to the officials and staff of the Animal Husbandry Departments of the participating States and UTs without whose whole-hearted cooperation this breed-wise data collection in census operation could not have been undertaken and completed. I would also like to congratulate Shri Sumedh Nagrare, Adviser (Statistics) and his team of officers and staff in the Statistics Division of the Department of Animal Husbandry, Dairying & Fisheries for their untiring efforts in bringing out this voluminous and useful publication.

I sincerely hope that the report will be useful to all stakeholders, for planning and policy making purposes and also for research and academic purpose.

(Atul Chaturvedi)

सुमेध नगरारे
सलाहकार (साँख्यिकी)
Sumedh Nagrare
Adviser (Statistics)



भारत सरकार
मत्स्यपालन, पशुपालन एवं डेयरी मंत्रालय
पशुपालन एवं डेयरी विभाग
Government of India
Ministry of Fisheries, Animal Husbandry & Dairying
Department of Animal Husbandry and Dairying
2nd Floor, Chanderlok Building, Janpath,
New Delhi-110001

PREFACE

Livestock census is conducted to count the livestock in the country. The breed-wise data collection for scientifically accepted breeds was done along with 20th Livestock Census which was conducted during the year 2018-19. The novelty of the Twentieth Livestock Census was that for the first time the country went with adopting tablet computers for the conduct of the Census. Considering the importance of identification of breeds this time data were collected by the team of veterinary/para-veterinary experts and data collected were transferred online to the NIC server. Enumeration was done in all villages and urban wards of India.

I am sure, this **Breed-wise report of Livestock and Poultry** based on 20th Livestock Census will be very useful, especially in understanding the changing structure of the livestock population. The current statistics data of indigenous breeds which are on the verge of extinction will act as an eye-opener to the need for the development and protection. Breed report, inter alia, with further improved quantification of specific species and their breed up-gradation in future by appropriately addressing policy framework in the livestock sector.

I express my sincere gratitude to Shri Atul Chaturvedi, Secretary, Department of Animal Husbandry & Dairying, Ministry of Fisheries, Animal Husbandry and Dairying, who encouraged and guided all of us for release of the publication.

Appreciations are also due to Shri Ajith Kumar N (Director), Smt. Raj Kumari Beniwal (Director), Shri Ankit Mishra (Deputy Director), Ms. Pooja Meena (Assistant Director), Ms. Ritu Singh (Assistant Director), Shri Dipankar Mitra (Assistant Director), Shri Sunil Kumar (Sr. Statistical Officer), Smt. Sarita Jain (Technical Clerk), Shri Jitender Kumar (Executive Assistant), Shri Hardeep (Executive Assistant), Shri Atul Kumar Sharma (Executive Assistant) and Shri Vijay Karayat (Office Assistant) who have worked very sincerely and with great zeal in compilation and have examined the accuracy of the data. My special regards to late Shri Sanjay Sharma and to the team of NIC for their strenuous effort in developing the software. I would also like to convey my appreciation to all officers and staff of the State Animal Husbandry Departments who took effort and care for completing the Census work.

It is hoped that the publication would be useful to the administrators, planners, veterinarians, scientists and various research organizations/institutions involved in the development of Livestock and poultry sectors in addition to the State Departments of Animal Husbandry. Suggestions/comments for improvement of this publication, proposed state-wise publications and also for future censuses will be welcomed.


(SUMEDH NAGRARE)
Adviser (Statistics)



CONTENT

CONTENT	
CHAPTER 1-Introduction	1
1.1 Overview	1
1.2 Data Entry, Data validation & Report Generation	1
1.3 Field Schedules	2
1.4 Geographical Coverage of Breed data collection Livestock Census	2
1.5 Breeds Covered	2
Table 1.1: Breeds covered under Breed report	3
1.6 Age-structure	5
CHAPTER 2-Cattle	9
2.1 Introduction	9
2.2 Cattle Exotic and Crossbred	9
Table 2.1: Breed-wise number of animals under Exotic and Crossbred Cattle	10
2.3 Cattle Indigenous	10
Table 2.2: Breed-wise number of animals under Indigenous Cattle	11
CHAPTER 3-Buffaloes	17
3.1 Introduction	17
3.2 Breed group of Buffalo	17
Table 3.1: Breed-wise number of Indigenous Buffaloes	18
CHAPTER 4-Sheep	23
4.1 Introduction	23
4.2 Exotic/Crossbred Sheep	23
Table 4.1: Breed wise number of Exotic/Crossbred Sheep	24
4.3 Indigenous Sheep	24
Table 4.2: Breed wise number of animals under Indigenous Sheep	24
CHAPTER 5-Goat	31
5.1 Introduction	31
Table 5.1: Breed-wise estimated number of animals under Indigenous Goat	32
CHAPTER 6-Pig	37
6.1 Introduction	37
6.2 Exotic/Crossbred Pigs	37
Table 6.1: Breed-wise Number of Exotic and Crossbred Pigs	38
6.3 Indigenous Pigs	39
Table 6.2: Breed-wise Number of Indigenous Pigs	39
CHAPTER 7-Horses & Poinies	43
7.1 Introduction	43
Table 7.1: Breed-wise Number of Horses & Ponies	43

CHAPTER 8–Mules & Donkeys	49
8.1 Introduction	49
Table 8.1: Number of Mules	49
8.2 Mules	49
8.3 Donkeys	49
Table 8.2: Number of Donkeys	50
CHAPTER 9–Camels	53
9.1 Introduction	53
Table 9.1: Number of Camels	53
CHAPTER 10–Mithun	59
10.1 Introduction	59
Table 10.1: Number of Mithun	59
CHAPTER 11–Yak	63
11.1 Introduction	63
Table 11.1: Number of Yak	63
CHAPTER 12–Poultry	67
12.1 Introduction	67
12.2 Fowl	67
Table 12.1: Breed-wise total number of fowls under Backyard Poultry and Poultry Farm	67
12.3 Duck	71
Table 12.2: Total number of ducks under Backyard Poultry and Poultry Farm	71
Table 12.3: Total number of Drakes, Ducks and Ducklings	72
12.4 Turkey	73
Table 12.4: Total number of Turkey	74
12.5 Others	75
Table 12.5: Total number of Others Poultry Birds	75
CHAPTER 13–OTHER LIVESTOCK SPECIES	79
13.1 Introduction	79
13.2 Dogs	79
Table 13.1: Number of Dog	79
13.3 Rabbits	79
Table 13.2: Number of Rabbit	79
13.4 Elephants	79
Table 13.3: Number of Elephant	79

ANNEXURE

ANNEXURE-I	81
State-wise details of Exotic/Crossbred and Indigenous Cattle by age, sex and use Breed Report	
ANNEXURE-II	125
State-wise details of Indigenous Buffalo by age, sex and use Breed Report	
ANNEXURE-III	141
State-wise details Exotic/Crossbred and Indigenous Sheep by age, sex and use Breed Report	
ANNEXURE-IV	167
State-wise details of Indigenous Goats by age, sex and use Breed Report	
ANNEXURE-V	191
State-wise details of Exotic/Crossbred and Indigenous Pigs by age, sex and use Breed Report	
ANNEXURE-VI	203
State-wise details of Horses & Ponies by age, sex and use Breed Report	
ANNEXURE-VII	215
State-wise details of Indigenous Mules & Donkeys by age, sex and use Breed Report	
ANNEXURE-VIII	219
State-wise details of Indigenous Camels by age, sex and use Breed Report	
ANNEXURE-IX	225
State-wise details of Mithun and Yak by age, sex and use Breed Report	
ANNEXURE-X	228
State-wise details of Poultry by age, sex and use Breed Report	
ANNEXURE-XI	257
State-wise details of Dogs, Rabbits and Elephants	
ANNEXURE-XII	263
Details of all Livestock and Poultry Species-wise of Delhi based on 20th Livestock Census by age, sex and use	



CHAPTER-1

INTRODUCTION

1.1 Overview

The Livestock rearing is one of the most important economic activities in the rural areas of the country contributing significantly to the national economy. It provides income to household dependent on agriculture and for many landless households. The livestock also act as a source of protein in the form of milk, egg and meat. Livestock Census actually refers to the headcounts of livestock species in the country. The first livestock census was launched in pre-independent era of 1919-20 by the erstwhile British Government. The main purpose of the census was to ascertain the production of livestock and introduced taxation policies on livestock. The first livestock census was carried out in post independent era in 1950-51 by the Government of India.



Livestock census is one of the major activities to frame policy in livestock sector. Livestock Census covers the livestock species for overall development of the sector. It becomes essential for the policy maker to ascertain the various breeds of livestock species so that the livestock species can be genetically upgraded for optimum achievement for its product. For the first time the breeds of cattle and buffaloes were introduced in 17th livestock census. The expansion of livestock breed for different species was considered in 18th livestock census. The identification of the breeds for any livestock species was not systematically and scientifically adopted in 18th livestock census. Even several breeds locally named were also found place in the list of breeds and the livestock census continued to identify 218 breeds of livestock for the 15 species across the country. In 19th Livestock Census, breed survey was done on 15% sample basis across the country. In order to properly identify the livestock breeds, National Bureau of Animal Genetic Resource (NBAGR) has identified and registered 143 breeds of livestock species which have been considered in the breed survey under the 19th Livestock census. The breed-wise data collection was done along with 20th Livestock Census which was conducted during the year 2018-19. The uniqueness of the Twentieth Livestock Census was that for the first the country went with adopting tablet computers for the conduct of the Census. The livestock as well as poultry birds were counted according to their breeds as recognized by National Bureau of Animal Genetic Resources (NBAGR).

1.2 Data Entry, Data validation & Report Generation

The 20th Livestock Census was conducted between 1st October 2018 to 20th September 2019 collected the breed-wise number of animals and poultry with their age and sex composition for various species across the country. The Census operations include collection, online validation, supervision and head quarter level monitoring of field work. Software development for data entry, data validation, data finalization and report generation were carried out in association with National Informatics Centre, Ministry of Information and Communication Technology. Tablets computers were used for collecting data for 20th Livestock Census. Officers and staff associated with census work were provided intensive training for data collection, supervision, processing and data validation. The data were collected from each household and non-household of both, rural and urban areas. The data were

collected through personal visit by the staff of Animal Husbandry Department who are enumerators. Supervision of fieldwork was also done by departmental officers and staff. Instruction manual was also prepared and shared among all the States/UTs.

1.3 Field Schedules

The breed-wise data were collected along with livestock census data in the “Schedule for livestock and poultry”: This is the main schedule for collecting data on Breeds of various livestock and poultry from every Household/ Household enterprises and Non-household enterprises/Institution.

1.4 Geographical Coverage of Breed data collection Livestock Census

The Coverage of Breed data collection same as 20th Livestock Census operations which was carried out across the country covering about 6.6 lakhs villages and nearly 89062 urban wards. The report did not include current population of Delhi in place it includes last breed survey data based on 19th Livestock Census as they could not complete the Census operations.

The census was conducted simultaneously in all rural and urban areas of the States/UTs. Apart from covering each household, the census was also conducted in the household enterprises as well as non-household enterprises such as farm houses and institutions i.e. cooperative societies, trusts, religious places etc. In the 20th Livestock Census covered over 26.5 Crores of households and 0.42 Crores of Non-Households have been surveyed across the country.

1.5 Breeds Covered

The report covered 184 indigenous/exotic breeds of 19 selected species. At first, species are given codes and subsequently these codes have been extended to generate the codes for the breeds. The breeds which are registered by NBAGR were considered in breed report. All other local breeds have been covered under Non-descript category. Apart from the pure breeds, the breed which have similar phenotypic characteristic of an identified breed is also considered. These breeds are called graded breeds having more than 50% phenotype characteristic of an identified breed. The names of the pure breeds covered under each species with species code are given in the **Table 1.1**.



Table 1.1: Breeds covered under Breed Report

S. No.	Livestock Species	Species Code	Breed Name and Codes
1	Cattle	01	----
i)	Exotic		Jersey(010), Holstein Friesian(020)
	Exotic Crossbred		Crossbred Holstein Friesian(021), Crossbred Jersey (011), Other Exotic Crossbred (099)
ii)	Indigenous		Amritmahal (030), Bachaur (040), Bargur(050), Belahi(060), Binjharpuri (070), Dangi (080), Deoni (090), Gaolao (100), Ghumsuri(120), Gir(130), Hallikar(140), Haryana(150), Kangayam(160), Kankrej (170), Kenkatha (180), Khariar (190), Kherigarh(200), Khillar (210), Kosali (220), Krishna Valley(230), Malnad Gidda (240), Malvi (250), Mewati(260), Motu (270), Nagori(280), Nimari (290), Ongole (300), Ponwar (310), Punganur (320), Pulikulum (330), Rathi (340), Red Kandhari (350), Red Sindhi (360), Sahiwal (370), Siri (380), Tharparkar (390), Umbla Cherry(400), Vechur (410)
iii)	Non-descript		Non-descript (999)
2	Buffalo	02	----
i)	Indigenous		Bhadawari (010), Banni (020), Chilika(030), Jaffarabadi (040), Kalahandi(050), Marathwadi(060), Mehsana(070), Murrah (080), Nagpuri (090), Nili Ravi(100), Pandharpuri(110), Surti(120), Toda(130)
ii)	Non-descript		Non-descript (999)
3	Mithun	03	----
4	Yak	04	----
5	Sheep	05	----
i)	Exotic		Merino (010), Rambouillet(020), Carridale(030)
ii)	Exotic/Crossbred		Exotic Crossbred (099)
iii)	Indigenous		Balangir (060), Bellary (050), Bhakarwal (040), Bonpala (070), Changthangi (080), Chevaadu (440), Chokala (90), Chottanagpuri (100), Coimbatore (110), Deccani(120), Gaddi(130), Ganjam (140), Garole(150), Gurez(160), Hassan(170), Jaisalmeri(180), Jalauni (190), Karnah (200), Katchaikatty Black (210), Kendrapadda (450), Kenguri (220), Kilakarsal (230), Madras red(240), Magra (250), Malapura (260), Mandya (270), Marwari(280), Mecheri (290), Muzzafarnagri (300), Nali (310), Nellore (320), Nilgiri (330), Patanwadi (340), Poonchi (350), Pugal (360), Ramnad White (370), Rampur Bushair (380), , Shahbadi (390), Sonadi (400), Tibetan (410), Tiruchi Black (420), Vembur (430)
iv)	Non-descript		Non-descript (999)

S. No.	Livestock Species	Species Code	Breed Name and Codes
6	Goat	06	----
i)	Indigenous		Attapadi Black (010), Barbari (020), Beetal(030), Berari (040), Black Bengal (050), Changthangi (060), Chegu(070), Gaddi(080), Ganjam (090), Gohilwadi (100), Jakhrana (110), Jamnapari (120), Kannaiadu (130), Kodi Adu (260), Konkan Kanyal (140), Kutchi (150), Malabari (160), Marwari (170), Mehsana (180), Osmanabadi (190), Pantja (200), Salem Black (280), Sangamneri (210), Sirohi (220), Sumi-Ne (270), Surti (230), Teressa (250), Zalawadi (240)
ii)	Non-descript		Non-descript (999)
7	Horse	07	----
i)	Indigenous		Bhutia (010), Kachchhi-Sindhi (070), Kathiawari (020), Manipuri (030), Marwari (040), Spiti (050), Zanskari (060)
ii)	Non-descript		Non-descript (999)
8	Ponies	08	----
i)	Indigenous		Bhutia (010), Kachchhi-Sindhi (070), Kathiawari (020), Manipuri (030), Marwari (040), Spiti (050), Zanskari (060)
ii)	Non-descript		Non-descript (999)
9	Mules	09	----
10	Donkeys	10	----
			Spiti (010)
			Non-descript (999)
11	Camels	11	----
i)	Indigenous		Bikaneri (010), Jaisalmeri (020), Jalori (030), Kachchhi/Kutchi (040), Kharai (050), Malvi (060), Marwari (070), Mewari (080), Mewati (090)
ii)	Non-descript		Non-descript (999)
12	Pigs	12	----
i)	Exotic		Australian Large Black (050), Duroc (060), Hamsphire (030), Landrays (010), Saddleback (040), Yorkshire (020),
ii)	Exotic/Crossbred		Exotic Crossbred Pig (099)
iii)	Indigenous		Agnoda Goan (080), Doom (130), Ghoongroo (090), Niang Megha (100), Nicobari (120), Tenyi Vo (110), Zovawk (140)
iv)	Non-descript		Non-descript (999)
13	Rabbit	13	----

S. No.	Livestock Species	Species Code	Breed Name and Codes
14	Dog	14	----
15	Elephant	15	----
16	Fowl	16	----
i)	Indigenous		Ankaleshwar (F020), Aseel (F010), Busra (F030), Chittagong (F040), Danki (F060), Daothigir (F050), Ghagus (F070), Harringhata Black (F080), Hasli (F180), Kadaknath (F090), Kalahasthi (F100), Kashmir Favorolla (F110), Kaunayen (F170), Mewari (F120), Miri (F130), Nicobari (F140), Punjab Brown (F150), Tellichery (F160)
ii)	Other Desi Fowl		Other Desi Fowl (F190)
17	Duck	17	----
18	Turkey	18	----
19	Other poultry birds	19	----

1.6 Age-structure

The age structure for breed-wise data based on 20th livestock census under each species is given in the below:

Species	Characteristics	
Exotic, Crossbred & Other Exotic Crossbred Cattle	Male <ul style="list-style-type: none"> Up-to 1 ½ year Over 1 ½ year <ul style="list-style-type: none"> Used for Breeding only Used for agriculture only Used for both agriculture and breeding Bullock cart/farm operation Others 	Female <ul style="list-style-type: none"> Under 1 year, 1 to 2 ½ years and Above 2 ½ years. <ul style="list-style-type: none"> In milk Dry Not calved once Others
Indigenous Cattle	Male <ul style="list-style-type: none"> Up to 2 year Over 2 years <ul style="list-style-type: none"> Used for Breeding only Used for agriculture only Used for both agriculture and breeding Bullock cart/farm operation Others 	Female <ul style="list-style-type: none"> Under 1 year, 1 to 3 years and Above 3 years <ul style="list-style-type: none"> In milk Dry Not calved once Others
Buffaloes	Male <ul style="list-style-type: none"> Up to 2 year Over 2 year <ul style="list-style-type: none"> Used for Breeding only Used for agriculture only Used for both agriculture and breeding Bullock cart/farm operation Others 	Female <ul style="list-style-type: none"> Under 1 year, 1 to 3 years and Above 3 years <ul style="list-style-type: none"> In milk Dry Not calved once Others

Species	Characteristics
Sheep and Goat	Male/Female <ul style="list-style-type: none"> • Under 1 year • 1 year and above <ul style="list-style-type: none"> • In addition, for Female Goat, 'In milk', 'Dry', 'Not calved once' are also counted separately
Pig	Male/Female <ul style="list-style-type: none"> • Under 6 months • Six months and above
Horses and Ponies	Male/Female <ul style="list-style-type: none"> • Under 3 years • 3 years and above <ul style="list-style-type: none"> • For male used for carts/carriage and used for sports
Donkeys/Mithun/Yak	Male/Female <ul style="list-style-type: none"> • Under 3 years • 3 years and above

The present report will consist of 13 chapters including the chapter an “**Introduction**”. The Chapters 2 to 13 will have glimpses on the brief account on breed of each species and their recognized derived from the 20th Livestock Census data. The report will further contain Annexures having details of state-wise breed-wise information, rural urban combined and age and sex-wise information of various breeds of livestock species.

CATTLE





CHAPTER-2

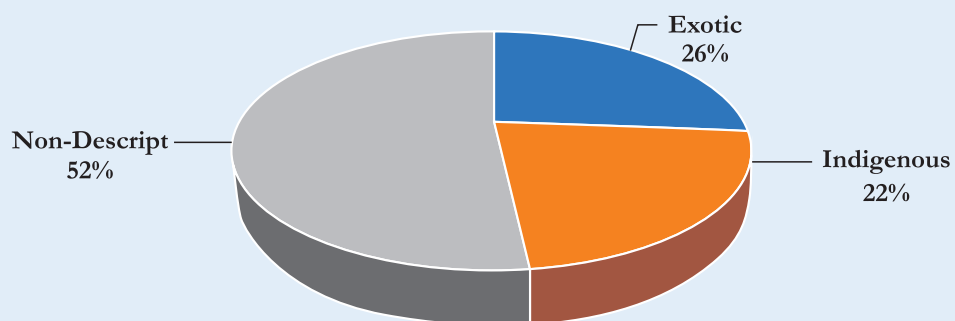
CATTLE

2.1 Introduction



Cattle in the country are one of the major contributors to the livestock population. As per the 20th Livestock Census, 36.04% of the livestock population belong to cattle. The species can be further categorized under the two breed groups, Exotic/Crossbred and Indigenous / Non-descript. In 20th Livestock Census, animals that fall under these broad categories are further bifurcated in the respective breeds as recognized by the National Bureau of Animal Genetic Resources (NBAGR).

Graph 2.1 : Percentage share of Exotic/Crossbred, Indigenous and Non - Descript Cattle



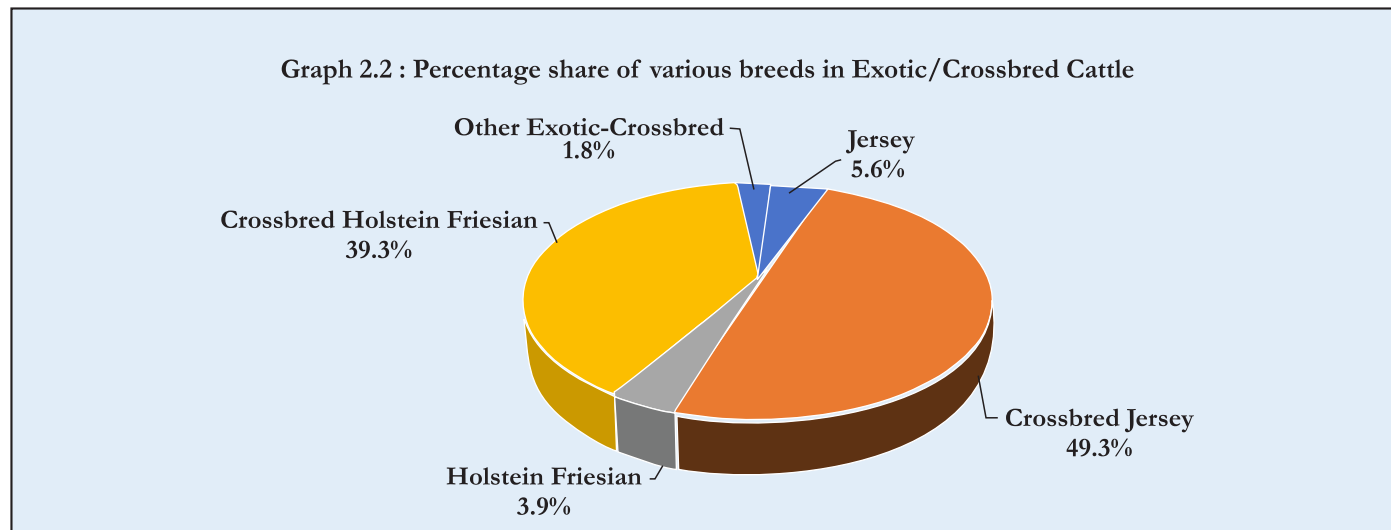
2.2 Cattle Exotic and Crossbred

The Exotic and Crossbred Category is one of the high yielding categories of animals in cattle. As per the definition adopted in the 20th Livestock Census, the animals which have their origin in other countries are described as exotic animals. The most important exotic breeds of cattle in India are Jersey and Holstein Friesian (HF). Animals that are produced by crossing Indigenous animals with Exotic breeds or Indigenous animals which have Exotic

inheritance are described as Crossbred animals. The animals which are born by crossing indigenous animals with exotic breeds other than Jersey and Holstein Friesian(HF), or indigenous animals which have retained inheritance of exotic animals other than Jersey and Holstein Friesian are classified as other exotic crossbred animals

As per 20th Livestock Census, the Exotic and Crossbred animals contributes nearly 26.5% of the total cattle population. The breeds namely Jersey, Crossbred Jersey, Holstein Friesian (HF), Crossbred HF and other Exotic crossbred are considered under the Exotic and Crossbred category. The following **Table 2.1** shows the breed-wise number of animals.

Table 2.1: Breed-wise number of animals under Exotic and Crossbred Cattle			
S.No.	Breed Name	No. of Animals	Percentage Share w.r.t total (%)
1	Jersey		
	Pure	28,72,668	5.6
	Crossbred	2,53,31,393	49.3
Total Jersey		2,82,04,061	54.9
2	Holstein Friesian		
	Pure	20,16,741	3.9
	Crossbred	2,01,96,091	39.3
Total Holstein Friesian		2,22,12,832	43.3
Other Exotic-Crossbred		9,39,512	1.8
Total number of Exotic and Crossbred Cattle		5,13,56,405	-



Graph 2.2 (above) shows that Crossbred Jersey has the highest share with 49.3% as compared to 39.3% of crossbred Holstein Friesian (HF). The pure Exotic category has a share with 5.6% in Jersey, 3.9% in Holstein Friesian and 1.8% of the cattle Exotic population belongs to the “other exotic crossbred” category.

2.3 Cattle Indigenous

The animals which belong to Descript (identified)/Non-descript (non-identified) breeds of indigenous origin are considered as indigenous animals. As per the 20th Livestock Census, 73.5% of the cattle population are indigenous. These indigenous populations are divided into 41 recognized breeds as per NBAGR. Besides the pure breeds, the Census also considered animals in specific breeds which have more than 50% phenotypic characteristics of a

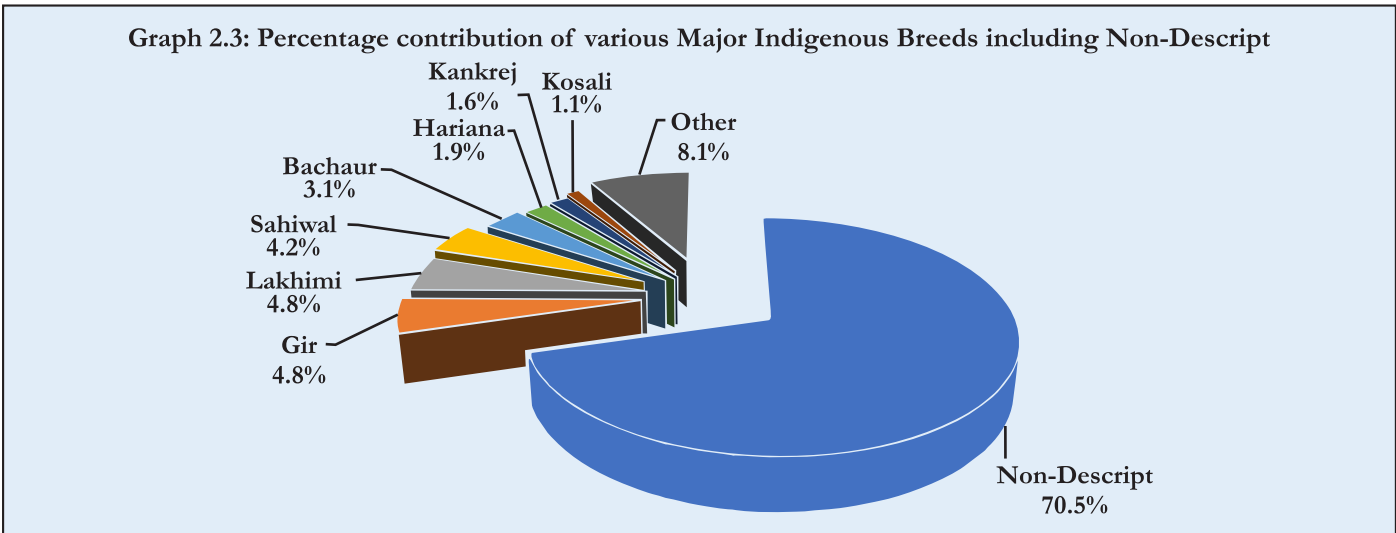
particular breed under the definition of ‘graded breed’ of that particular indigenous breed. The following **Table 2.2** shows the number of animals in various indigenous breeds.

Table 2.2: Breed-wise number of animals under Indigenous Cattle					
S.No.	Breed Name	Pure (No.)	Graded (No.)	Total (No.)	Percentage Share w.r.t total (%)
1	Gir	23,00,090	45,57,694	68,57,784	4.8
2	Lakhimi	66,48,519	1,80,965	68,29,484	4.8
3	Sahiwal	18,81,453	40,68,221	59,49,674	4.2
4	Bachaur	32,15,259	11,30,681	43,45,940	3.1
5	Hariana	11,79,089	15,78,097	27,57,186	1.9
6	Kankrej	15,80,802	6,34,735	22,15,537	1.6
7	Kosali	9,89,803	5,66,871	15,56,674	1.1
8	Khillar	8,44,400	4,54,796	12,99,196	0.9
9	Rathi	8,78,852	2,90,976	11,69,828	0.8
10	Malvi	5,95,658	4,37,310	10,32,968	0.7
11	Badri	7,41,324	2,48,051	9,89,375	0.7
12	Hallikar	5,01,057	3,18,080	8,19,137	0.6
13	Malnad Gidda	6,31,530	81,528	7,13,058	0.5
14	Ongole	3,03,817	3,99,325	7,03,142	0.5
15	Red Sindhi	2,72,850	3,40,050	6,12,900	0.4
16	Tharparkar	1,51,056	4,31,201	5,82,257	0.4
17	Gangatiri	2,43,153	2,71,392	5,14,545	0.4
18	Nimari	3,98,341	8,0,720	4,79,061	0.3
19	Nagori	2,10,012	1,37,069	3,47,081	0.2
20	Amritmahal	1,04,990	1,96,364	3,01,354	0.2
21	Deoni	1,83,656	1,00,686	2,84,342	0.2
22	Motu	2,31,954	1,683	2,33,637	0.2
23	Dangi	1,39,971	51,724	1,91,695	0.1
24	Gaolao	1,12,563	74,324	1,86,887	0.1
25	Kenkatha	76,663	89,604	1,66,267	0.1
26	Kangayam	1,27,577	24,966	1,52,543	0.1
27	Red Kandhari	95,304	53,917	1,49,221	0.1
28	Binjharपुरi	69,406	14,443	83,849	0.1
29	Bargur	42,300	13,159	55,459	-
30	Kherigarh	28,433	20,285	48,718	-
31	Ghumusari	35,626	3,261	38,887	-
32	Umbla Cherry	31,195	11,195	42,390	-
33	Ponwar	14,480	14,176	28,656	-
34	Khariar	13,365	11,656	25,021	-
35	Siri	15,278	8,789	24,067	-
36	Krishna Valley	2,594	19,938	22,532	-

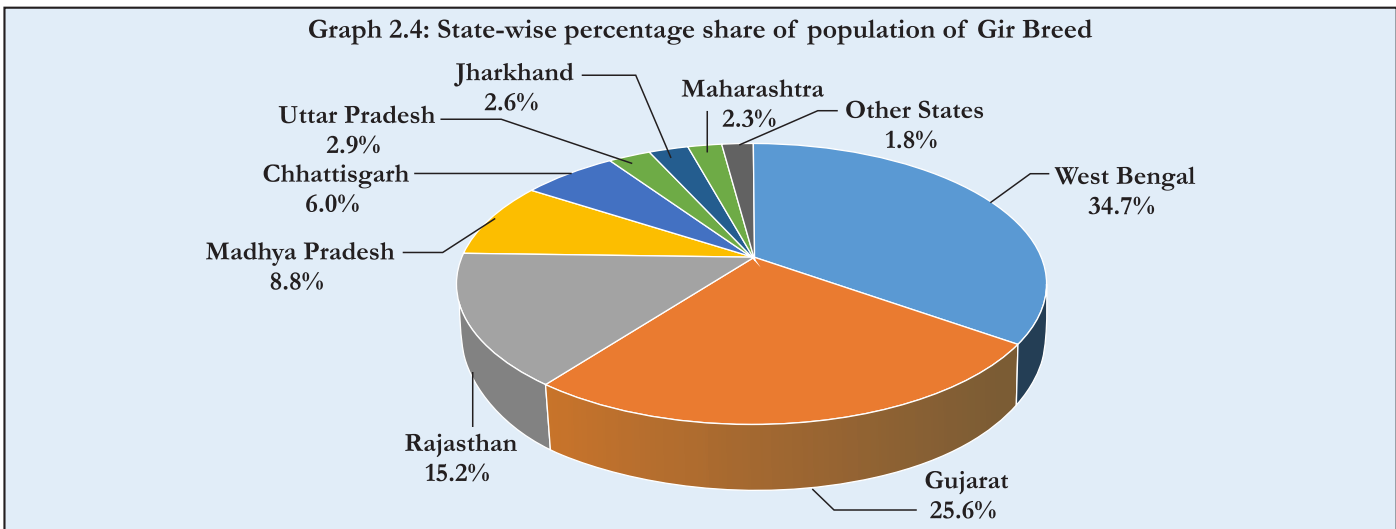
S.No.	Breed Name	Pure (No.)	Graded (No.)	Total (No.)	Percentage Share w.r.t total (%)
37	Mewati	9,024	12,877	21,901	-
38	Vechur	8,963	6,218	15,181	-
39	Pulikulum	10,495	3,439	13,934	-
40	Punganur	9,876	3,399	13,275	-
41	Belahi	4,238	1,026	5,264	-
Indigenous Breed Cattle		2,49,35,016	1,69,44,891	4,18,79,907	29.5
Non-Descript				10,02,26,559	70.5
Total Indigenous Cattle				14,21,06,466	

(-) Negligible

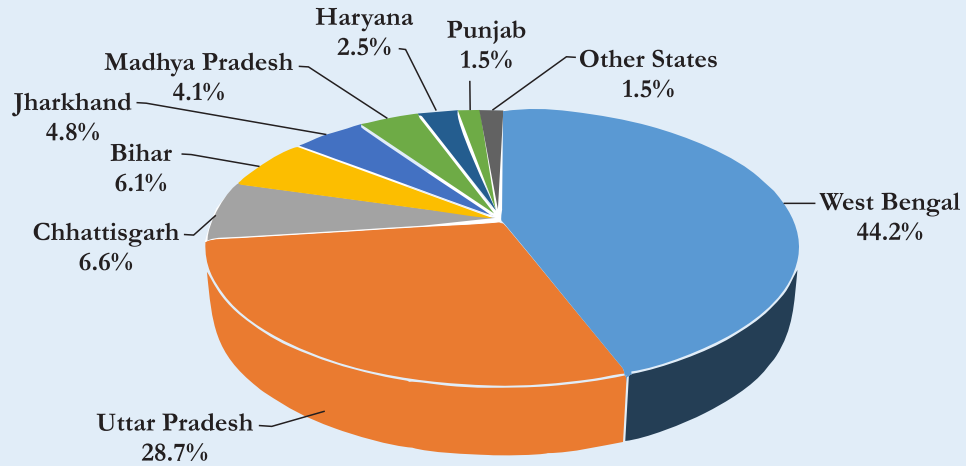
As per **Table 2.2**, about 70.5% of indigenous breeds belong to the Non-Descript category and out of the remaining 29.5%, 4.8% contribution is from Gir and Lakhimi Breeds following which Sahiwal contribute 4.2% of total indigenous cattle. Besides, the Bachaur breed contributes 3.1% of indigenous cattle, other breeds such as Haryana, Kankrej and Kosali are also contributed over 1% of each of the total indigenous cattle. All other recognized breeds together contribute 8.1% of the total Cattle population.



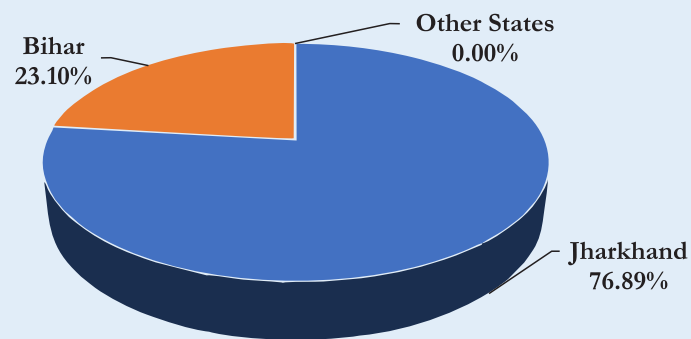
Major State-wise representation of the major indigenous breeds of cattle is given in the following diagram.



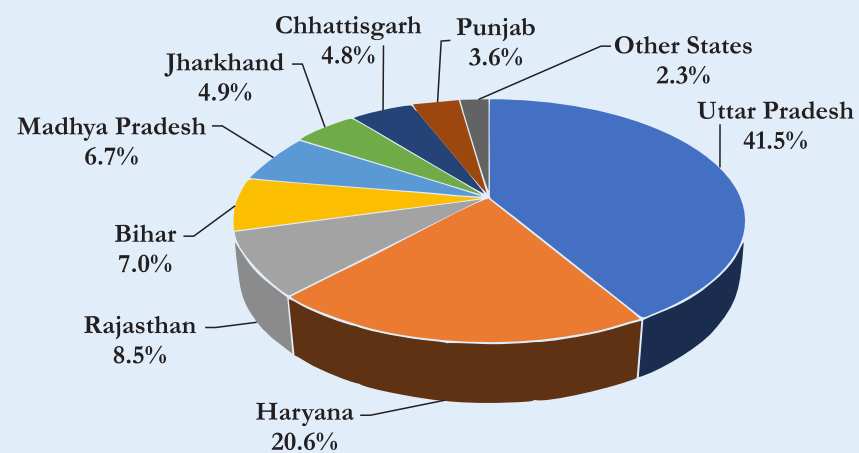
Graph 2.5: State-wise percentage share of population of Sahiwal Breed



Graph 2.6: State-wise percentage share of population of Bachaur Breed



Graph 2.7: State-wise percentage share of population of Hariana Breed





BUFFALOES





CHAPTER-3

BUFFALOES

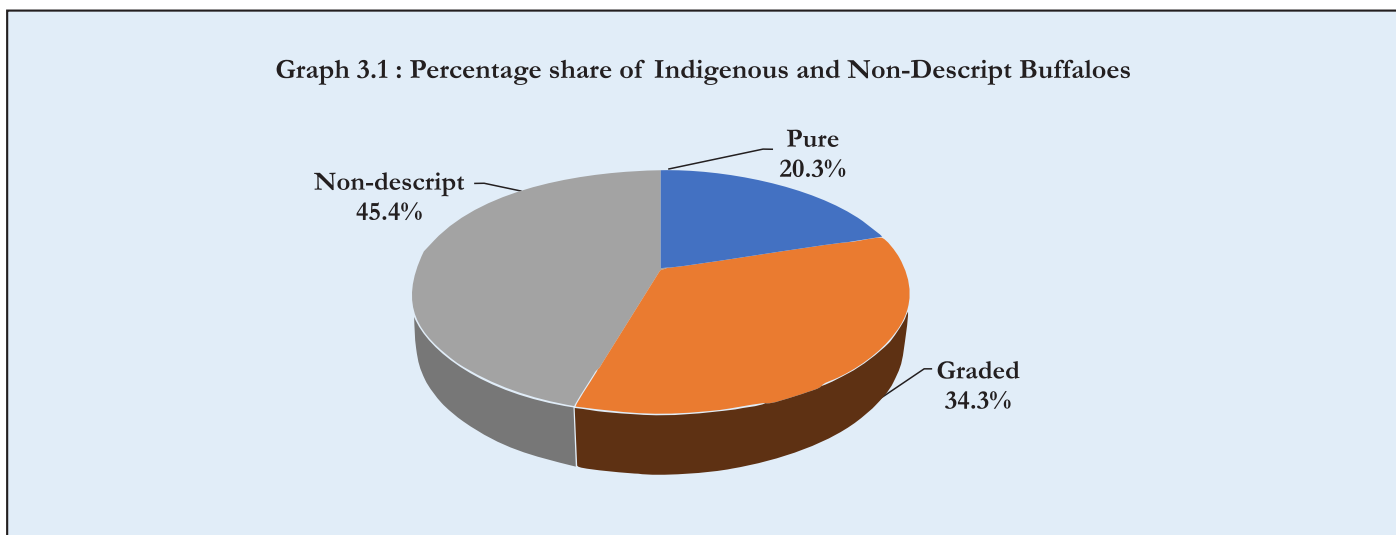
3.1 Introduction



Buffaloes in the country are the third major contributor to the livestock population especially the second-largest contributor in the production of milk. As per 20th Livestock Census, 20.47% of the livestock population are buffaloes. Buffaloes are indigenous animals having 13 breeds as recognized by NBAGR.

3.2 Breed group of Buffalo

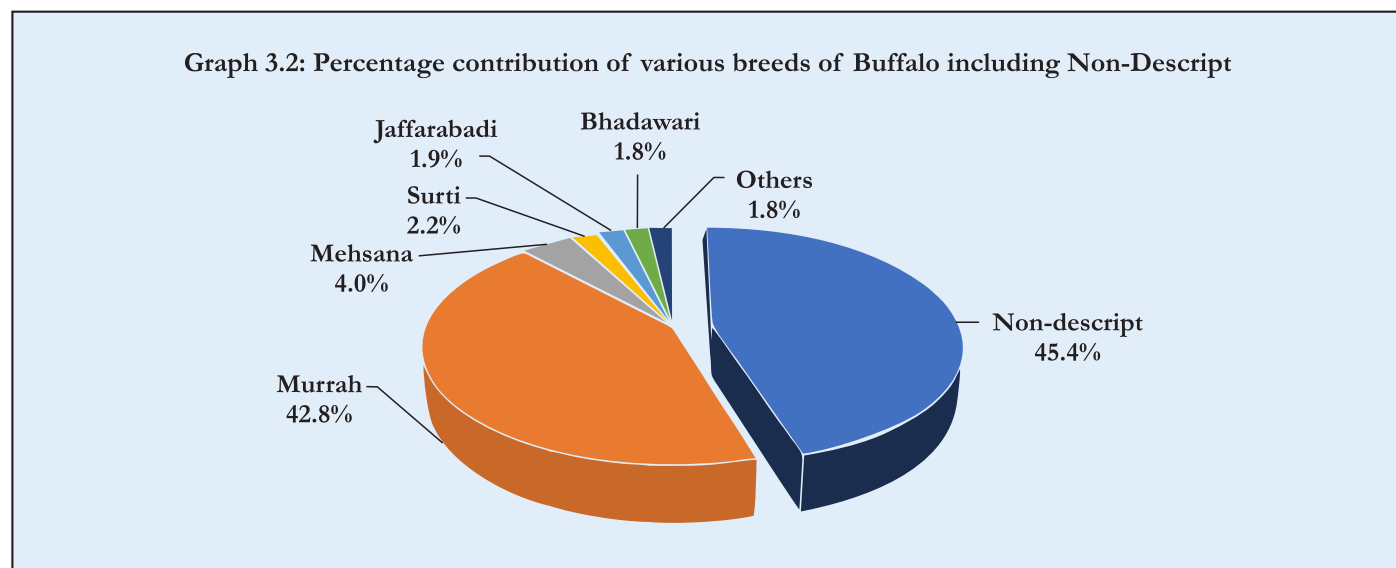
The following diagram shows the distribution of indigenous buffaloes under three major categories i.e. pure, graded and non-descript. Out of total buffaloes, 20.3% are pure breeds, 34.3% are graded and the remaining 45.4% are in the Non-Descript category.



The following **Table 3.1** shows the number of animals in various breeds of buffaloes:

Table 3.1: Breed-wise number of Indigenous Buffaloes					
S. No.	Name of the breed	Pure (No.)	Graded (No.)	Total no. of animals (No.)	Percentage share(%)
1	Murrah	1,42,46,525	3,28,18,923	4,70,65,448	42.8
2	Mehsana	34,42,006	9,36,782	43,78,788	4.0
3	Surti	11,22,735	13,29,627	24,52,362	2.2
4	Jaffarabadi	11,13,789	10,25,338	21,39,127	1.9
5	Bhadawari	10,65,485	9,16,367	19,81,852	1.8
6	Banni	5,12,851	2,65,615	7,78,466	0.7
7	Pandharpuri	3,76,182	1,38,785	5,14,967	0.5
8	Marathwadi	2,17,581	25,069	2,42,650	0.2
9	Nili ravi	1,08,659	1,27,590	2,36,249	0.2
10	Nagpuri	1,04,016	52,231	1,56,247	0.1
11	Kalahandi	18,123	7,041	25,164	-
12	Toda	14,497	5,371	19,868	-
13	Chilika	11,010	2,648	13,658	-
Indigenous Buffalo		2,23,53,459	3,76,51,387	6,00,04,846	54.6
Non-descript		-	-	4,98,46,832	45.4
Total Buffaloes		2,23,53,459	3,76,51,387	10,98,51,678	

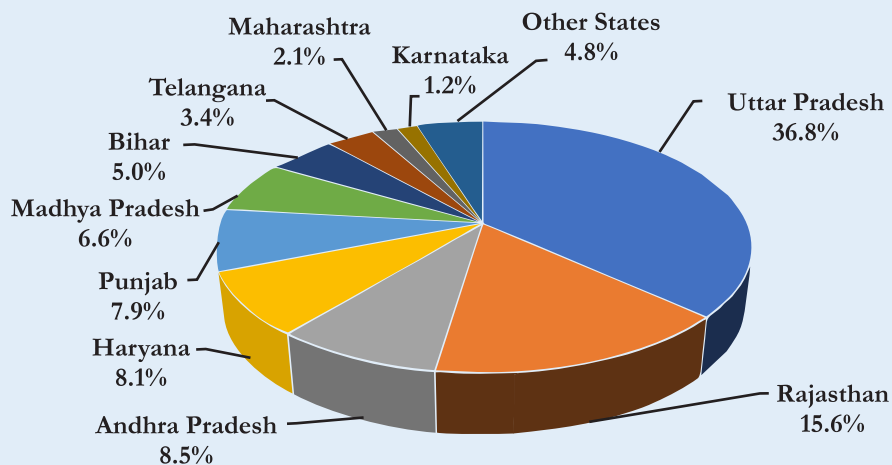
(-) Negligible



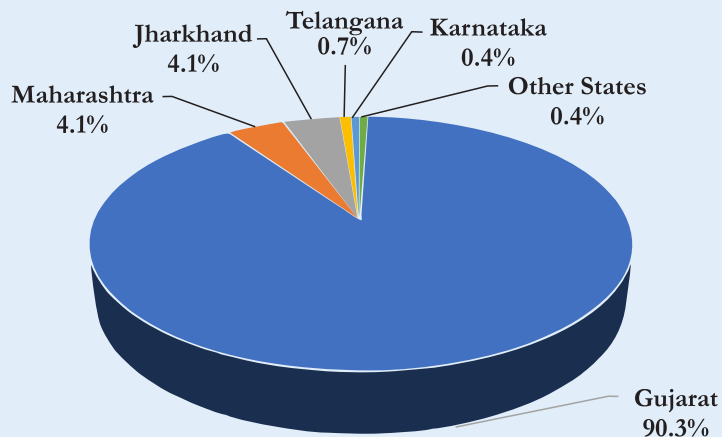
Graph 3.2 shows the distribution of various major indigenous breeds of buffalo in the country. Among the Indigenous breed Murrah, Mehsana, Surti, Jaffarabadi and Bhadawari contributes 42.8%, 4.0%, 2.2%, 1.9%, and 1.8% respectively. All other recognized breeds together contribute 1.8% of the total Buffalo population.

Major State-wise representation of the major indigenous breeds of buffalo is given in the following diagram.

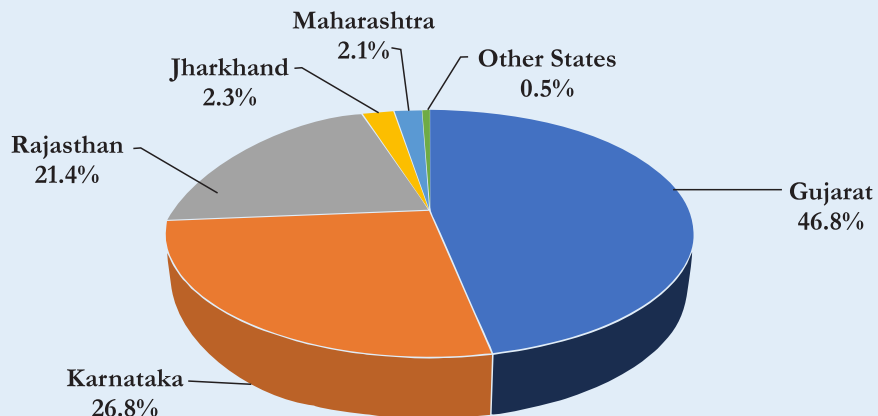
Graph 3.3: State-wise percentage share of population of Murrah Breed



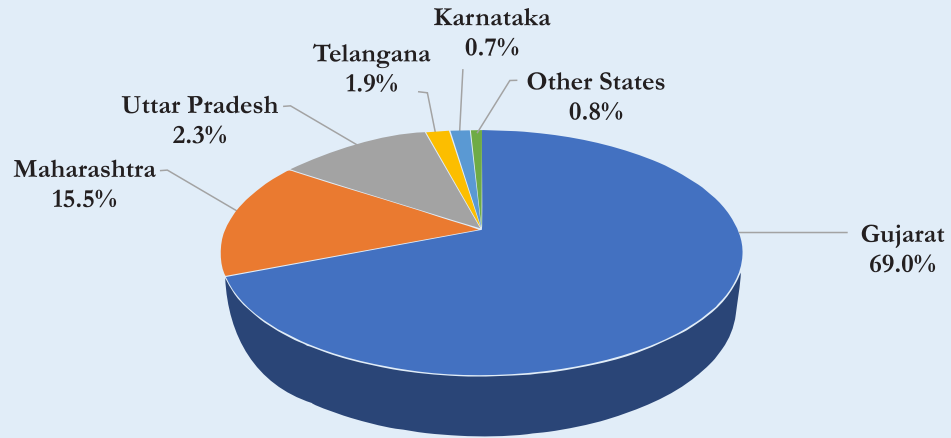
Graph 3.4: State-wise percentage share of population of Mehsana Breed



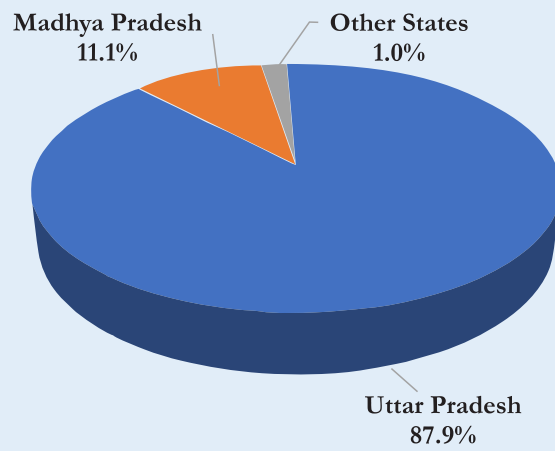
Graph 3.5: State-wise percentage share of population of Surti



Graph 3.6: State-wise percentage share of population of Jaffarabadi Breed



Graph 3.7: State-wise percentage share of population of Bhadawari Breed



SHEEP





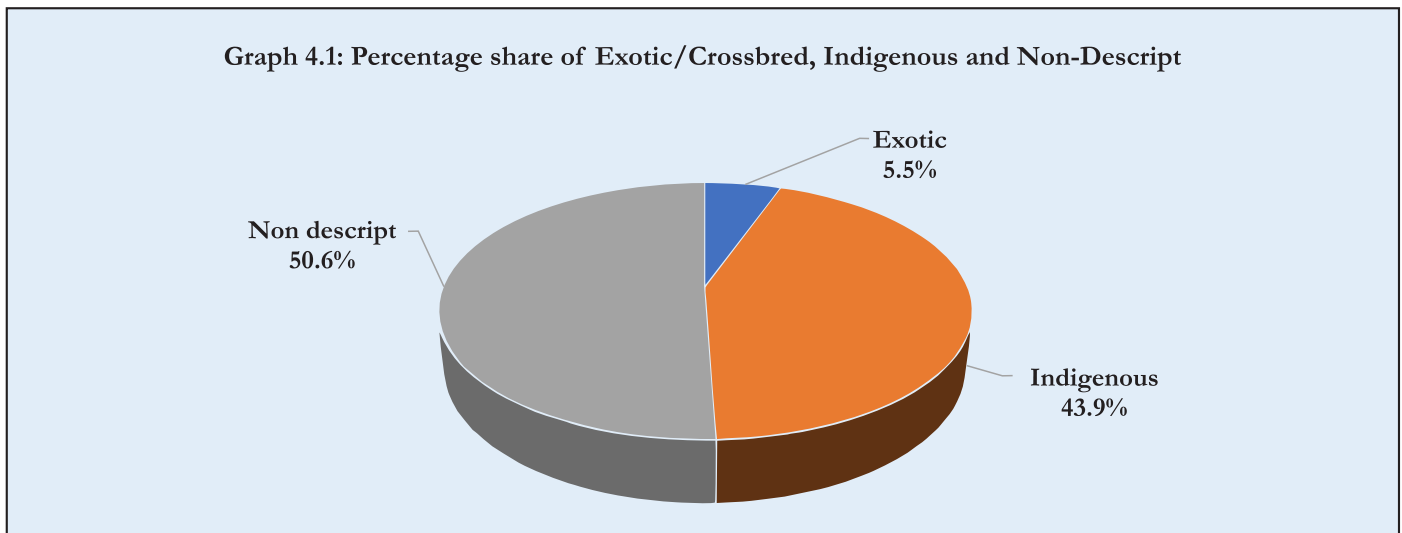
CHAPTER-4

SHEEP

4.1 Introduction



Sheep are one of the major livestock species under the small ruminant category of animals. As per the 20th Livestock Census, 13.83% of the livestock population are sheep. Sheep are of two types; (i) Exotic / Crossbred and (ii) Indigenous sheep. The distribution of Exotic / Crossbred, Indigenous and Non-descript sheep are given in the following diagram.

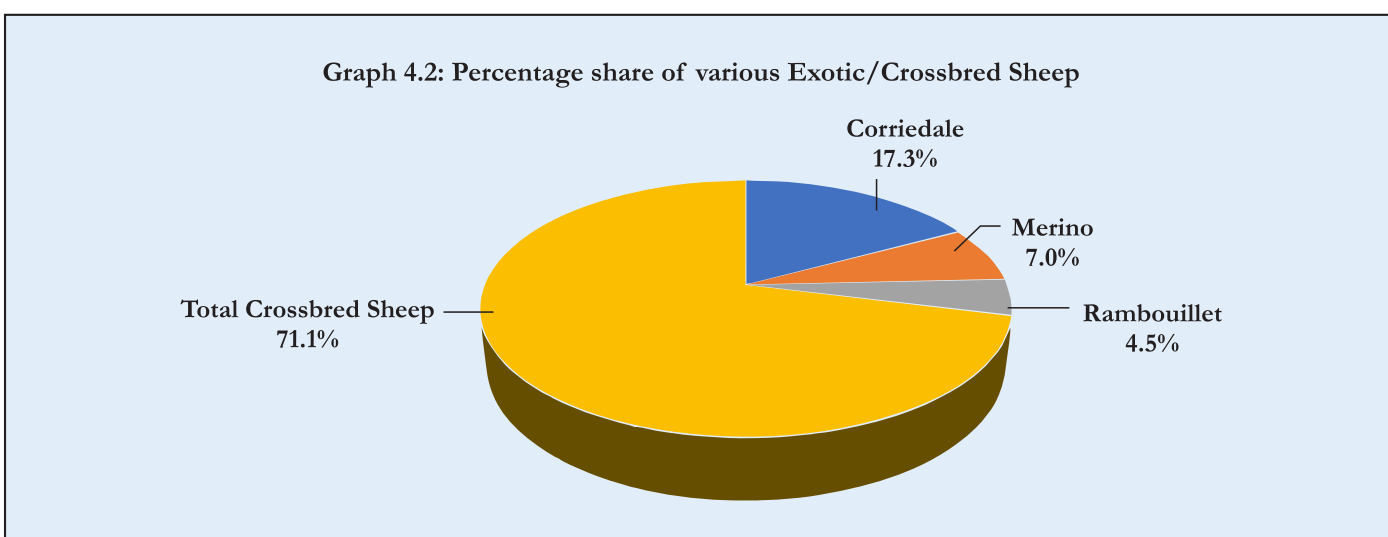


4.2 Exotic/Crossbred Sheep

The Exotic category of sheep is divided into three categories i.e. Merino, Rambouillet and Corriedale breeds besides crossbred as per NBAGR record. The number of animals under each of the indigenous breeds is given in **Table 4.1**.

S. No.	Name of Breed	No. of Animals (No.)	Percentage share with Total Exotic/Crossbred Sheep (%)
1	Corriedale	7,06,780	17.3
2	Merino	2,87,151	7.0
3	Rambouillet	1,85,972	4.5
Total Crossbred Sheep		29,08,230	71.1
Total Exotic/Crossbred Sheep		40,88,133	

Among the pure exotic breeds, Corriedale is having a share of 17.3%. The other breeds namely Merino and Rambouillet are contributing 7.0% and 4.5% respectively.



4.3 Indigenous Sheep

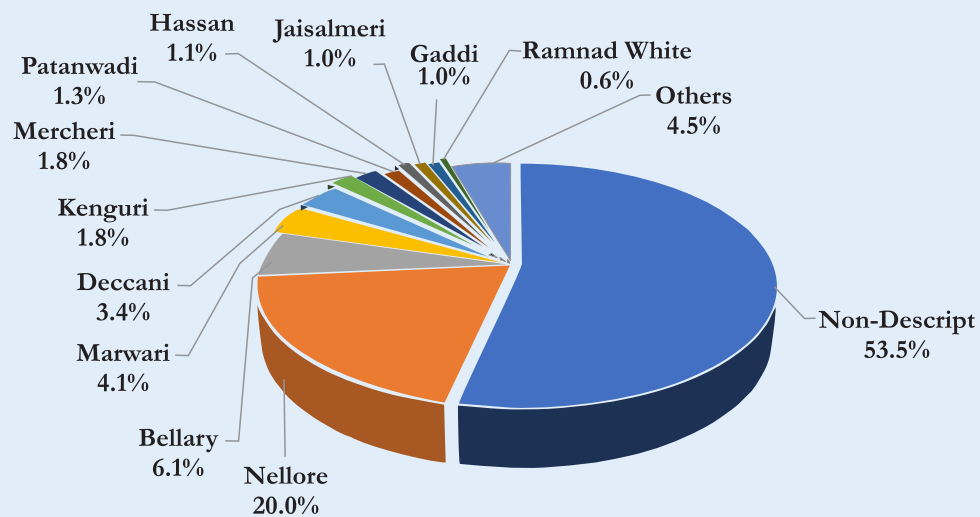
The total indigenous sheep have been categorized under 42 recognized breeds as per NBAGR guidelines. The number of animals under each of the indigenous breeds is given in **Table 4.2**.

S. No.	Name of Breed	Pure (No.)	Graded (No.)	Total (No.)	Percentage share with respect to Total (%)
1	Nellore	77,89,472	62,54,363	1,40,43,835	20.0
2	Bellary	26,52,379	16,22,839	42,75,218	6.1
3	Marwari	17,46,966	11,23,091	28,70,057	4.1
4	Deccani	12,24,660	11,59,272	23,83,932	3.4
5	Kenguri	7,55,778	5,30,506	12,86,284	1.8
6	Mercheri	10,04,976	2,37,766	12,42,742	1.8
7	Patanwadi	5,05,595	3,74,025	8,79,620	1.3
8	Hassan	6,04,412	1,32,989	7,37,401	1.1
9	Jaisalmeri	4,55,956	2,24,217	6,80,173	1.0
10	Gaddi	3,39,799	3,27,116	6,66,915	1.0

S. No.	Name of Breed	Pure (No.)	Graded (No.)	Total (No.)	Percentage share with respect to Total (%)
11	Ramnad White	1,71,748	2,25,108	3,96,856	0.6
12	Chokala	2,25,304	1,56,893	3,82,197	0.5
13	Chottanagpuri	2,26,974	88,095	3,15,069	0.4
14	Madras Red	2,76,284	21,222	2,97,506	0.4
15	Nali	1,38,767	1,11,576	2,50,343	0.4
16	Mandya	1,15,973	1,34,065	2,50,038	0.4
17	Malapura	85,443	1,24,091	2,09,534	0.3
18	Bhakarwal	1,19,337	68,630	1,87,967	0.3
19	Pugal	1,40,482	29,968	1,70,450	0.2
20	Magra	86,113	45,576	1,31,689	0.2
21	Vembur	87,758	14,376	1,02,134	0.1
22	Coimbatore	38,960	61,357	1,00,317	0.1
23	Balangir	54,982	25,453	80,435	0.1
24	Garole	61,805	11,777	73,582	0.1
25	Changthangi	71,632	269	71,901	0.1
26	Bonpala	38,634	30,197	68,831	0.1
27	Chevaadu	55,348	12,525	67,873	0.1
28	Ganjam	50,905	10,574	61,479	0.1
29	Shahbadi	34,452	25,843	60,295	0.1
30	Kilakarsal	39,549	6,680	46,229	0.1
31	Jalauni	12,149	30,782	42,931	0.1
32	Muzzafarnagri	18,762	22,998	41,760	0.1
33	Sonadi	20,042	19,331	39,373	0.1
34	Gurez	6,970	18,744	25,714	-
35	Tiruchi Black	19,662	1,943	21,605	-
36	Poonchi	6,795	13,437	20,232	-
37	Rampur Bushair	8,894	9,345	18,239	-
38	Kendrapadda	8,293	2,681	10,974	-
39	Nilgiri	1,810	1,334	3,144	-
40	Karnah	1,430	1,691	3,121	-
41	Katchaikatty Black	1,506	394	1,900	-
42	Tibetan	317	1	318	-
Total Indigenous Breeds		1,93,07,073	1,33,13,140	3,26,20,213	46.5
Non-Descript		-	-	3,75,52,269	53.5
Total Indigenous Sheep		1,93,07,073	1,33,13,140	7,01,72,482	

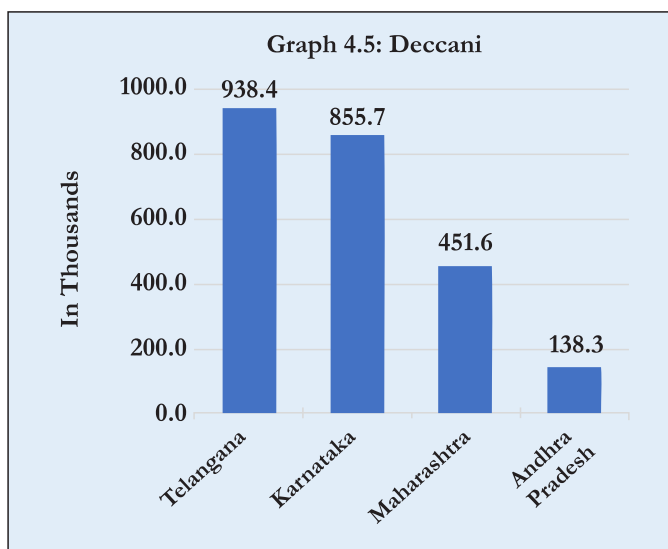
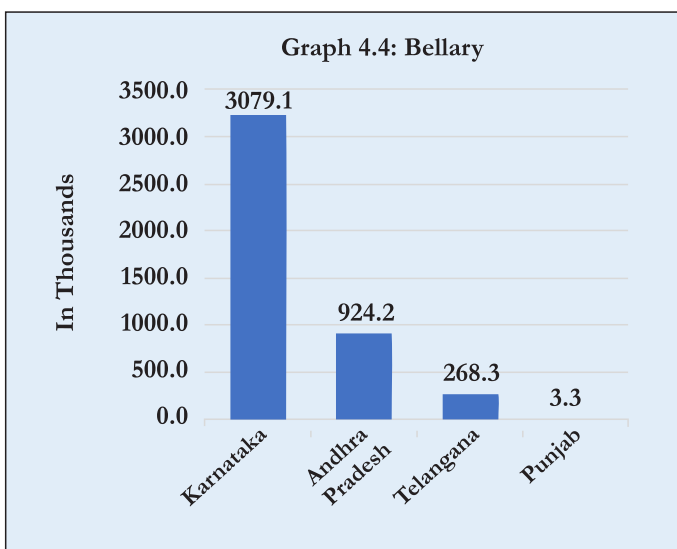
(-) Negligible

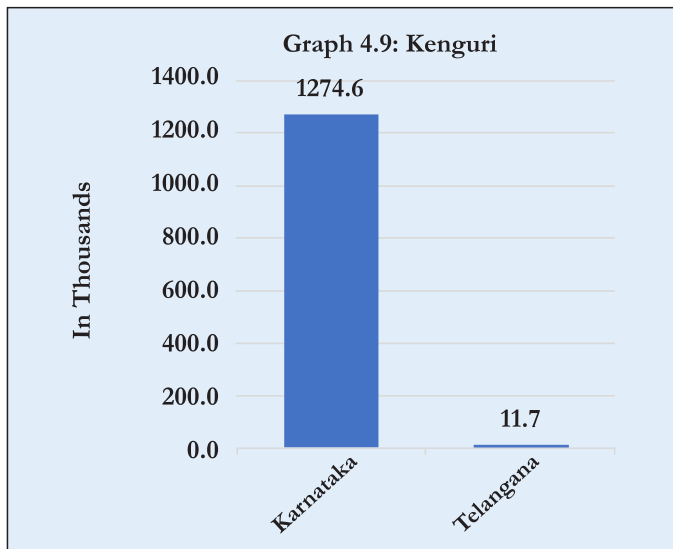
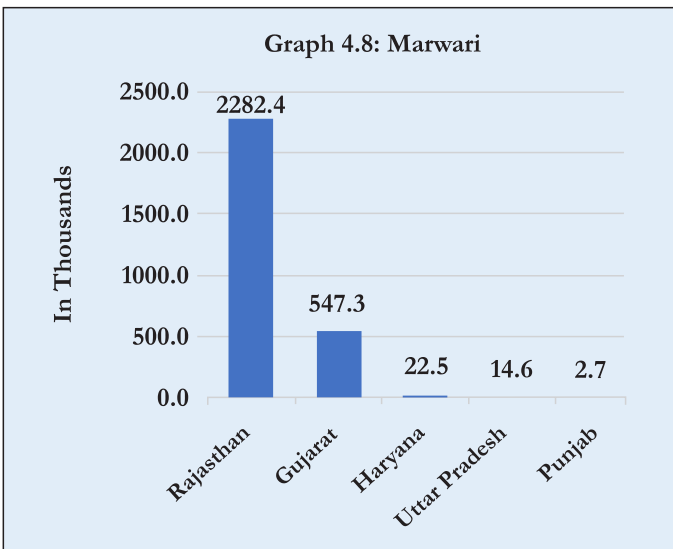
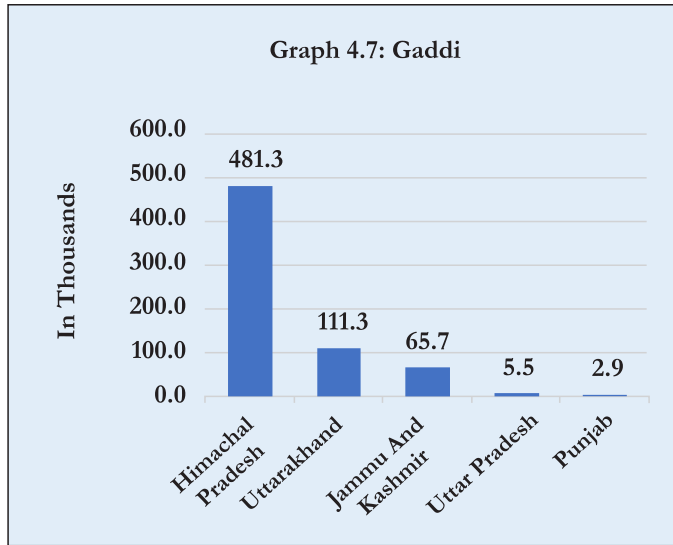
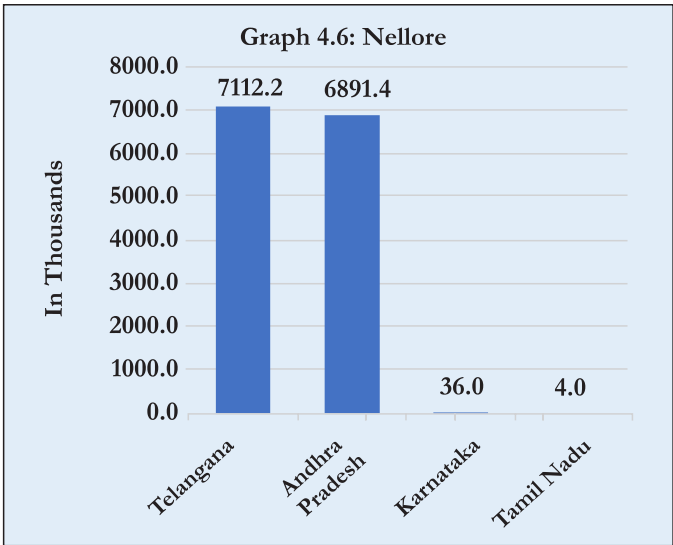
Graph 4.3: Percentage share of Indigenous Sheep including Non-Descript population



Graph 4.3 shows the percentage distribution of various indigenous breeds of the sheep population. It is observed that among the indigenous breeds the Nellore breed contribute the highest in the category with 20.0% following which the breeds namely Bellary, Marwari, Deccani, Kenguri and Mecheri contribute a major share as shown in the diagram.

Major State-wise representation of the major indigenous breeds of Goat is given in the following diagram.







GOAT





CHAPTER-5

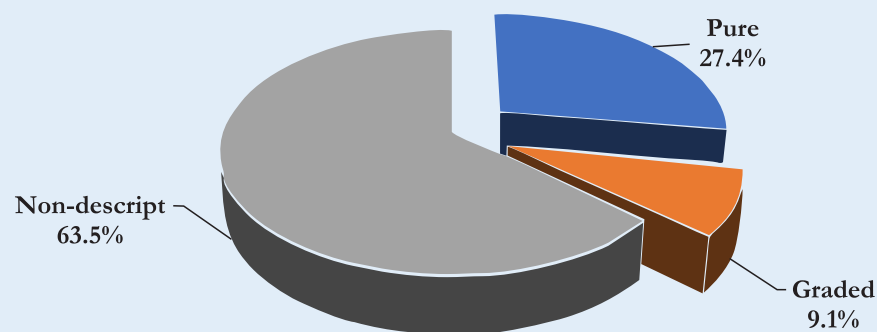
GOAT

5.1 Introduction



Goats are important species in the small ruminants and the second largest species in the livestock category and contribute to the production of milk after cattle and buffaloes. As per 20th Livestock Census, 27.74% of the livestock population are Goats. Out of 148.88 million Indigenous Goats (Including Non-descript), 27.4% are pure breed, 9.1% are graded breeds and the remaining 63.5% are non-descript breeds. The distribution of goats under these categories is given in the following diagram.

Graph 5.1: Percentage share of Indigenous and Non-Descript Goat



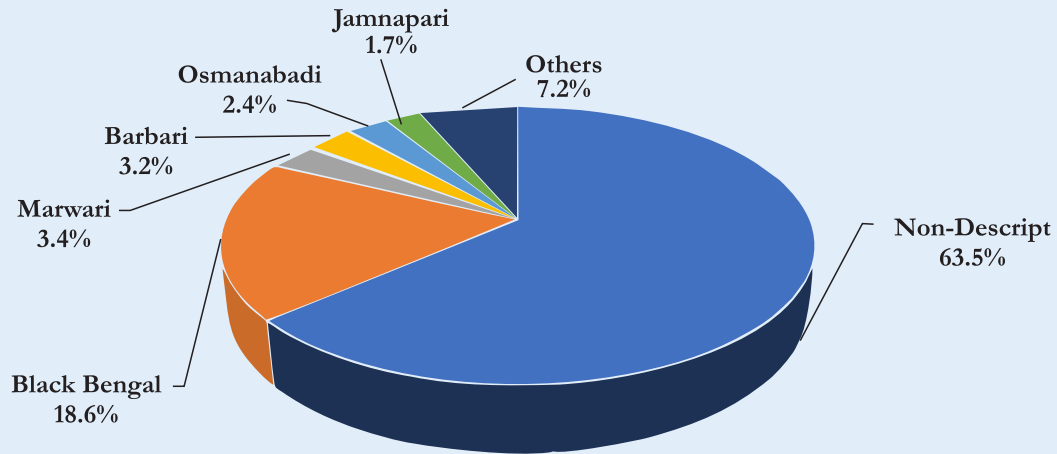
There are 28 indigenous breeds of goats in the country besides its Non-Descript animals as recognized by NBAGR. The names of indigenous breeds of goats and their population are given along with the percentage share under the following **Table 5.1:**

Table 5.1: Breed-wise estimated number of animals under Indigenous Goat					
S.No.	Name of the breed	Pure (No.)	Graded (No.)	Total no. of animals (No.)	Percentage share (%)
1	Black Bengal	2,52,77,770	23,84,206	2,76,61,976	18.6
2	Marwari	32,09,933	18,31,843	50,41,776	3.4
3	Barbari	20,30,278	27,29,027	47,59,305	3.2
4	Osmanabadi	23,91,392	12,05,679	35,97,071	2.4
5	Jamnapari	11,77,948	13,78,017	25,55,965	1.7
6	Sirohi	8,16,722	11,35,394	19,52,116	1.3
7	Kannaiadu	12,72,974	1,72,614	14,45,588	1.0
8	Beetal	5,71,474	6,63,286	12,34,760	0.8
9	Malabari	7,81,454	3,22,851	11,04,305	0.7
10	Gaddi	4,57,312	2,81,113	7,38,425	0.5
11	Jakhrana	2,89,191	3,66,391	6,55,582	0.4
12	Kutchi	4,41,547	1,42,991	5,84,538	0.4
13	Salem Black	4,05,600	86,392	4,91,992	0.3
14	Mehsana	2,61,039	1,61,470	4,22,509	0.3
15	Zalawadi	1,83,217	2,25,233	4,08,450	0.3
16	Kodi Adu	3,53,236	46,688	3,99,924	0.3
17	Gohilwadi	1,28,809	1,59,644	2,88,453	0.2
18	Surti	1,68,065	63,129	2,31,194	0.2
19	Ganjam	1,62,352	49,126	2,11,478	0.1
20	Changthangi	2,03,867	2,073	2,05,940	0.1
21	Sanganeri	1,27,343	35,748	1,63,091	0.1
22	Berari	65,927	18,896	84,823	0.1
23	Attapadi Black	22,140	9,042	31,182	-
24	Pantja	19,576	9,152	28,728	-
25	Konka Kanyal	9,628	7,264	16,892	-
26	Teressa	8,88	2,474	3,362	-
27	Chegu	1,316	1,040	2,356	-
28	Sumi- Ne	1,432	77	1,509	-
Indigenous Goat		4,08,32,430	1,34,90,860	5,43,23,290	36.5
Non-Descript		-	-	9,45,61,496	63.5
Total Goat		4,08,32,430	1,34,90,860	14,88,84,786	

(-) Negligible

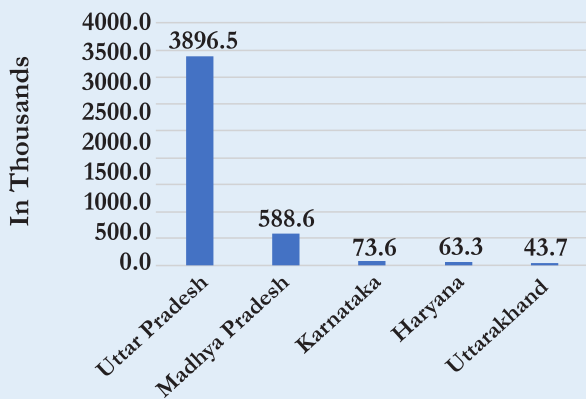
Graph 5.2 shows the percentage distribution of various indigenous breeds of Goats population. It is observed that among the indigenous breeds, the Black Bengal breed contribute the highest in the category with 18.6% followed by Marwari, Barbari, Osmanabadi with 3.4%, 3.2%, 2.4% each respectively. All other recognised breeds contribute 7.2% of total goat population.

Graph 5.2 : Percentage contribution of various breeds of Goat including Non-Descript

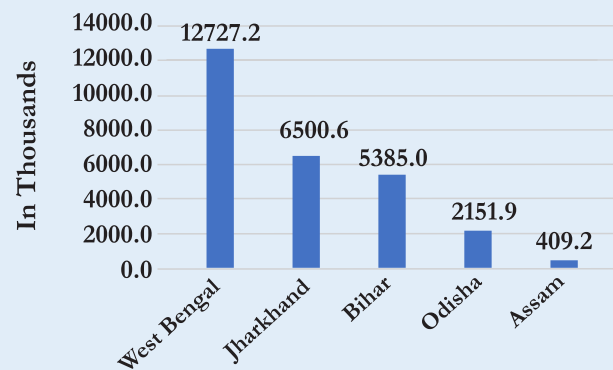


Major State-wise representation of the major indigenous breeds of Goat is given in the following diagram.

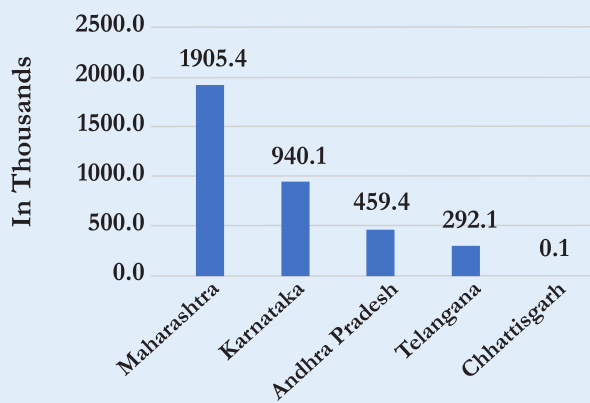
Graph 5.3: Barbari



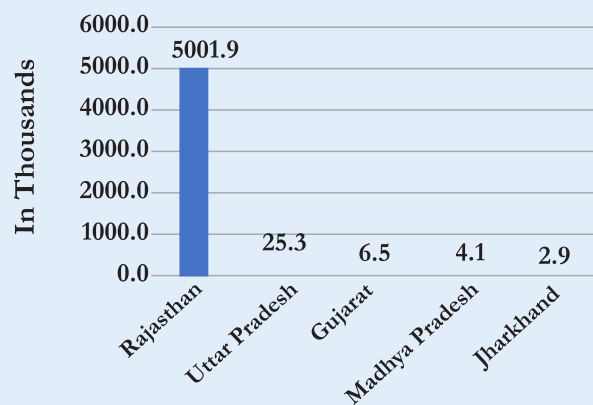
Graph 5.4: Black Bengal



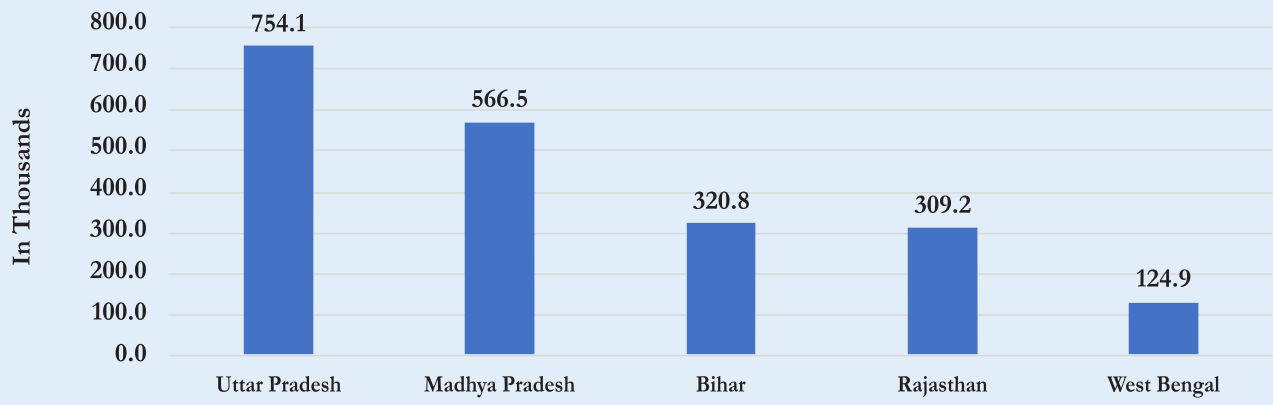
Graph 5.5: Osmanabadi



Graph 5.6: Marwari



Graph 5.7: Jamnapari



PIG





CHAPTER-6

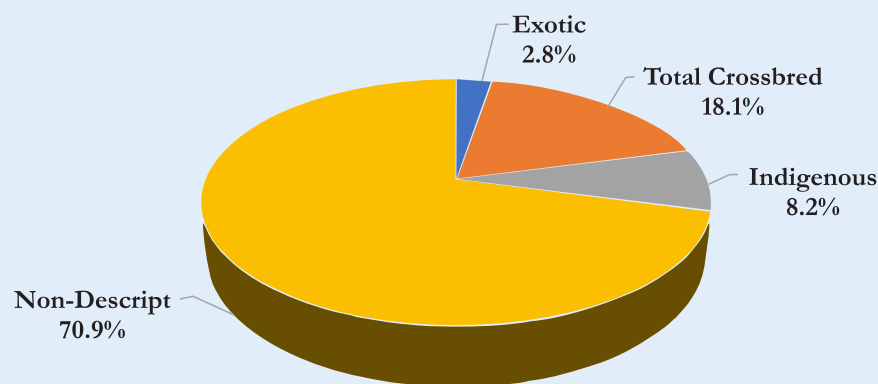
PIG

6.1 Introduction



As per the 20th Livestock Census, 1.7% of the livestock population are contributed by Pigs. Pigs are divided into four main categories like Exotic, Crossbred pigs, Indigenous and Non-descript pigs. The share of pig population among exotic, crossbred, indigenous and non-descript categories is depicted on the diagram below:

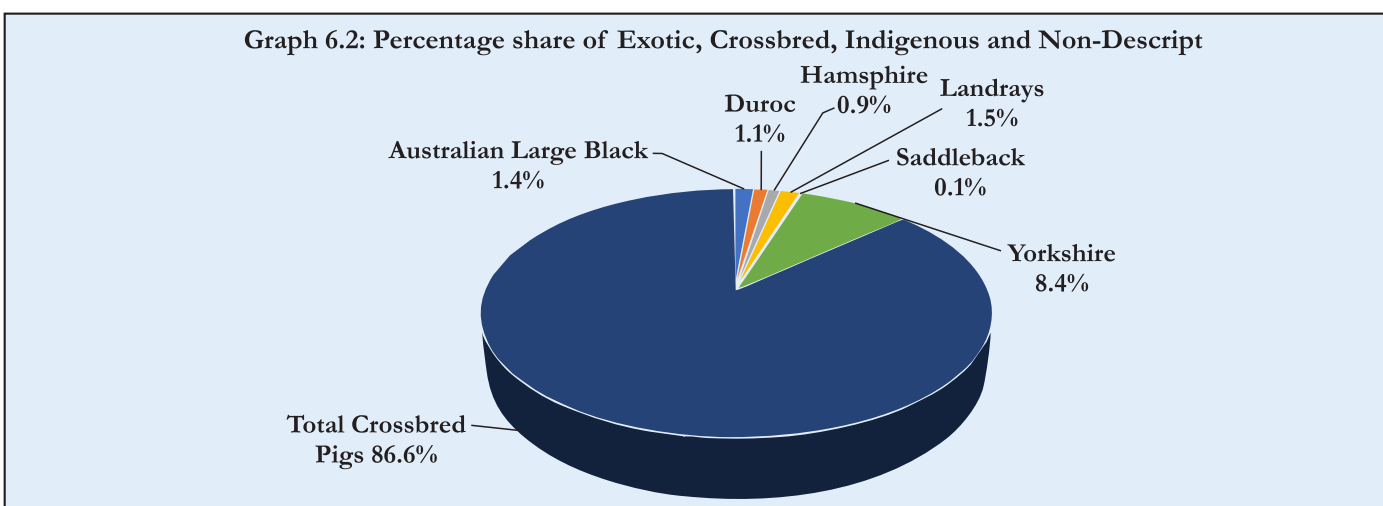
Graph 6.1: Percentage share of Exotic, Crossbred, Indigenous and Non-Descript



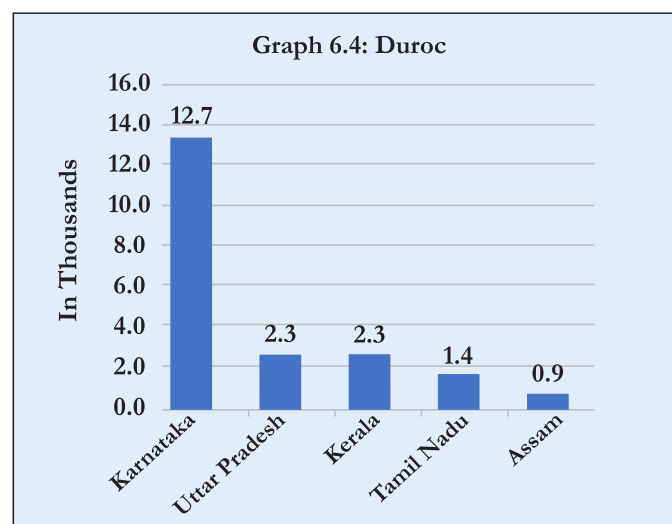
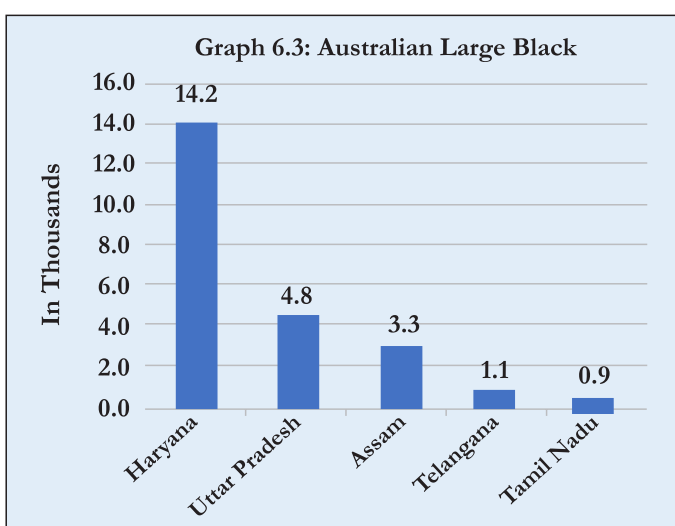
6.2 Exotic/Crossbred Pigs

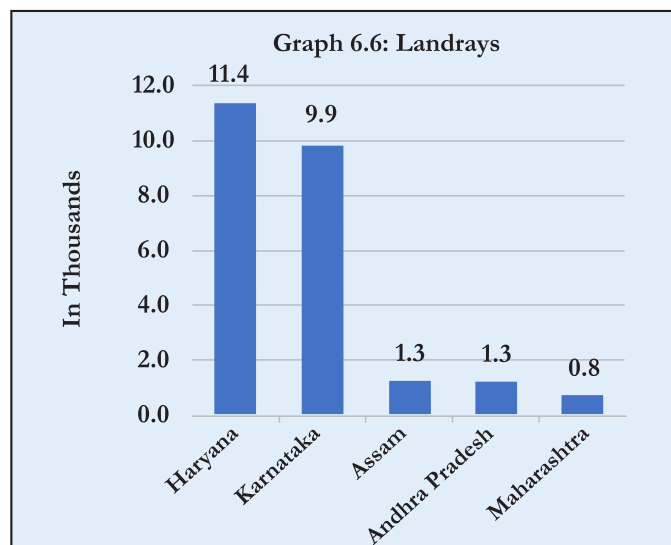
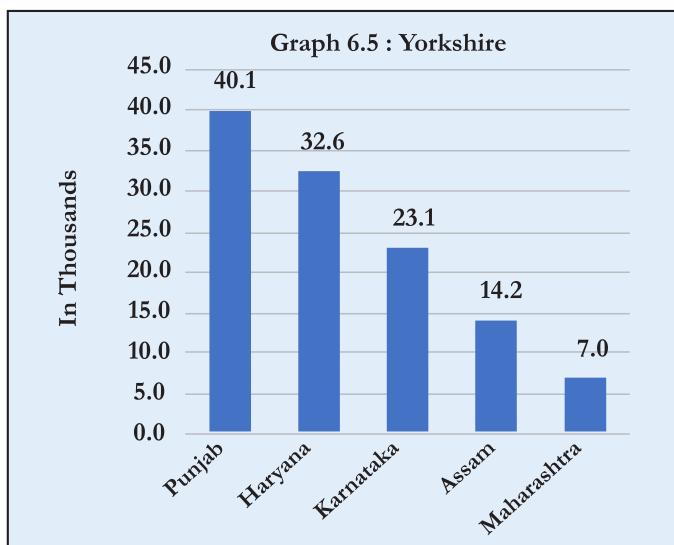
The exotic breeds of pigs are divided into 6 breeds besides the crossbred pigs as per **Table 6.1**. The **Graph 6.2** also shows the percentage distribution of various exotic and crossbred pigs with respect to the total number of exotic/crossbred pigs. The exotic breeds like Yorkshire, Landrays, Australian Large Black and Duroc have their significant share in total exotic/crossbred pigs.

Table 6.1: Breed-wise Number of Exotic and Crossbred Pigs			
S.No.	Breed Name	Total (No.)	Percentage share with respect to the total (%)
1	Exotic Pigs		
	Yorkshire	1,59,300	8.4
	Landrays	28,331	1.5
	Australian Large Black	27,159	1.4
	Duroc	20,389	1.1
	Hamsphire	17,470	0.9
	Saddleback	1,247	0.1
	Total Exotic Pigs	2,53,896	13.4
2	Total Crossbred Pigs	16,43,048	86.6
Total Exotic/Crossbred Pigs		18,96,944	



Major State-wise representation of the major exotic breeds of pig is given in the following diagram:





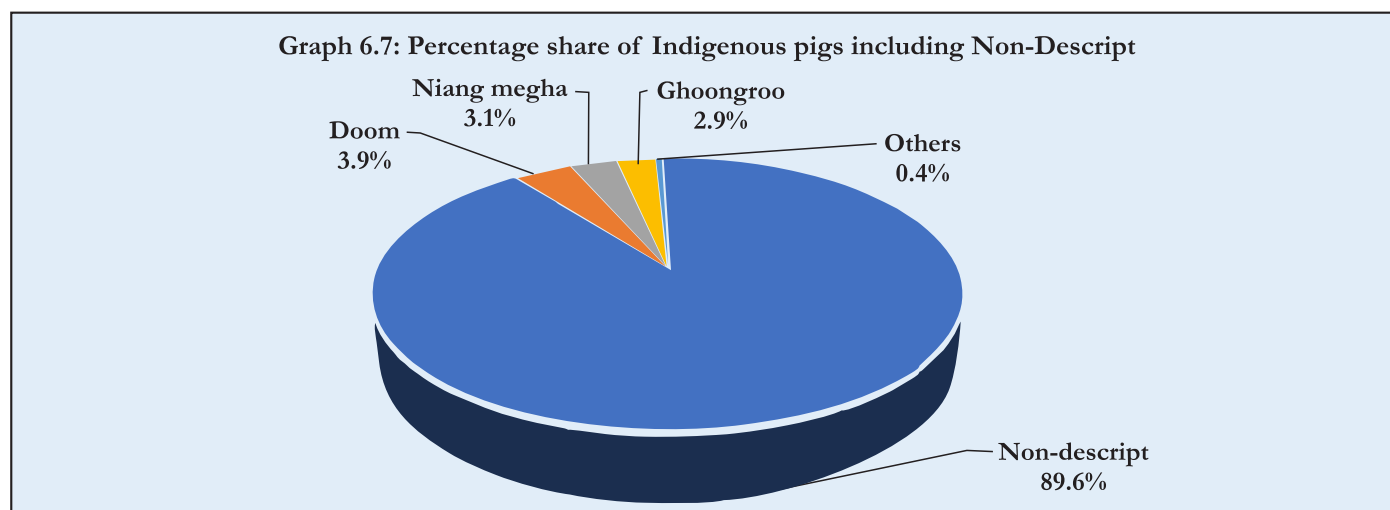
6.3 Indigenous Pigs

The total indigenous pigs are categorized into 6 (excluding non-descript) breeds as per NBAGR guidelines. The number of animals under each of the indigenous breeds of Pig is given in **Table 6.2**. The **Graph 6.3** also shows the percentage distribution of all the indigenous breeds.

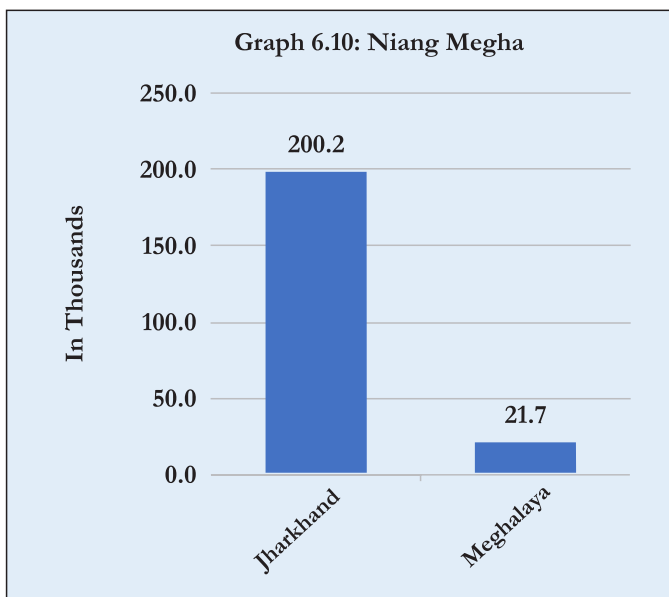
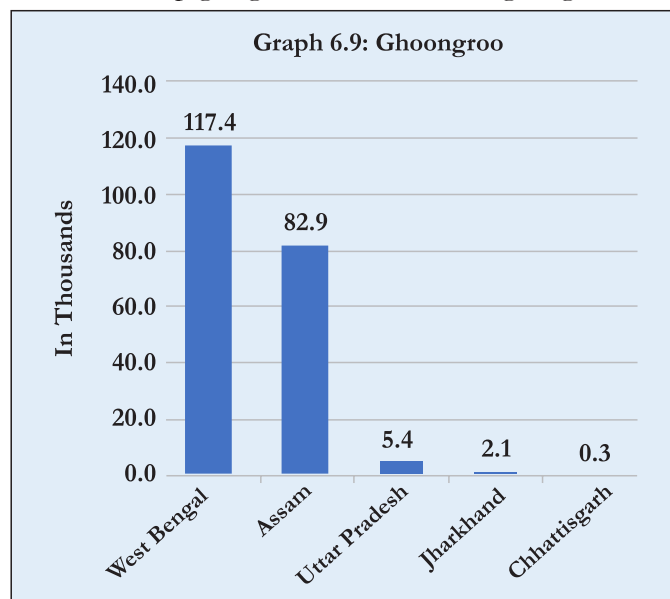
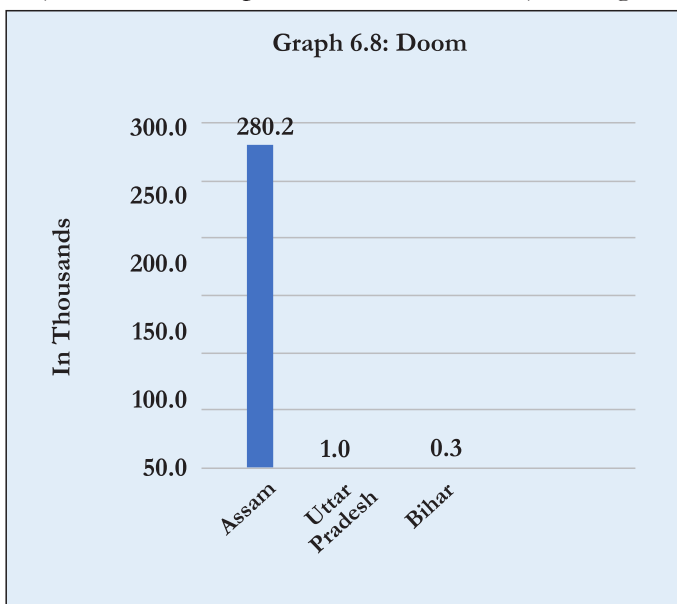
Table 6.2: Breed-wise Number of Indigenous Pigs

S.No.	Breed Name	Total Animals (No.)	Percentage share with respect to total (%)
1	Doom	2,81,472	3.9
2	Niang Megha	2,21,962	3.1
3	Ghoongroo	2,08,751	2.9
4	Nicobari	23,695	0.3
5	Tenyi Vo	4,471	0.1
6	Agnoda Goan	1,325	-
Total Indigenous Breeds		7,41,676	10.4
Non-descript		64,16,868	89.6
Total Indigenous Pigs		71,58,544	

(-) Negligible



Major State-wise representation of the major indigenous breeds of the pig is given in the following diagram



Horses & Ponies





CHAPTER-7

HORSES & PONIES

7.1 Introduction



As per the 20th Livestock Census, 0.06% of the livestock population are contributed by Horses & Ponies. In 20th Livestock Census, the animals were reported in one category under 'Horses & Ponies'. However, all the recognized breeds of Horses and Ponies have been separately counted and the number of animals in each recognized breed is given in the table below.

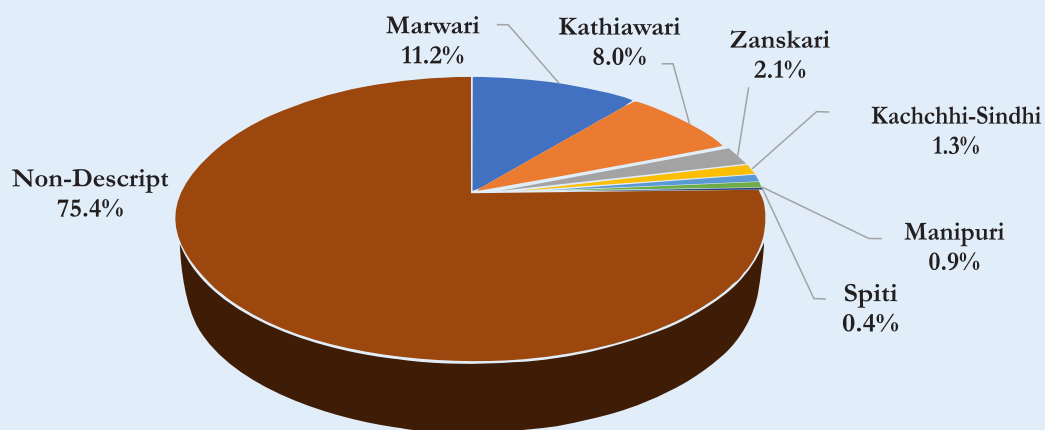
Table 7.1: Breed-wise Number of Horses & Ponies

S.No.	Name of the Breed	No. of Horses (No.)	No. of Ponies (No.)	Total (No.)	Percentage share with respect to the total (%)
1	Marwari	33,267	431	33,698	9.8
2	Kathiawari	23,941	1,339	25,280	7.4
3	Zanskari	6,314	346	6,660	1.9
4	Kachchhi-Sindhi	3,926	17	3,943	1.2
5	Manipuri	2,558	994	3,552	1.0
6	Bhutia	2,316	24	2,340	0.7
7	Spiti	1,064	66	1,130	0.3
Total Breeds		73,386	3,217	76,603	22.4
Non-Descript		2,24,798	40,825	2,65,623	77.6
Total Horses & Ponies		2,98,184	44,042	3,42,226	

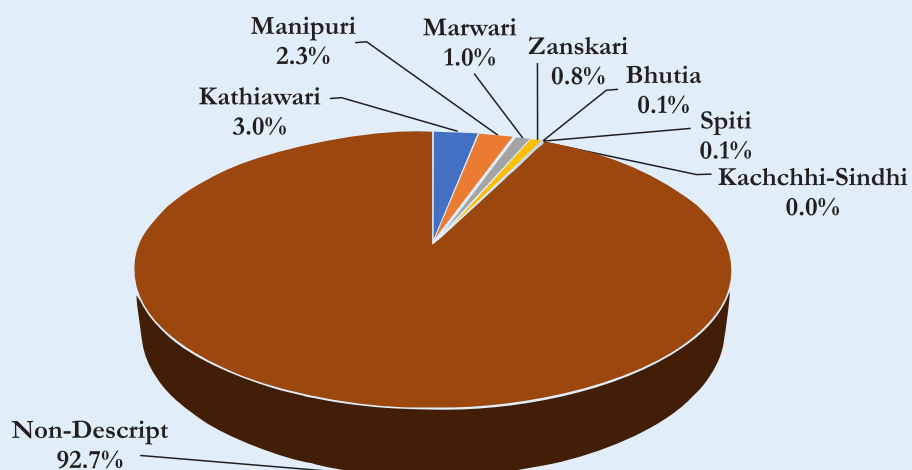
The seven recognized breeds of Horses, as well as Ponies, were considered besides non-descript. As per definition, ponies and horses are both equines but generally identified according to the variation in their heights and best wisdom of the enumerators. The horses and ponies are to be considered in their respective breeds for academic interest and the figures are shown against their respective breeds.

Most of these breeds are identified under Horses than in Ponies as evident from the **Graph 7.1 and Graph 7.2** shown below.

Graph 7.1: Percentage share of Various Breeds of Horses

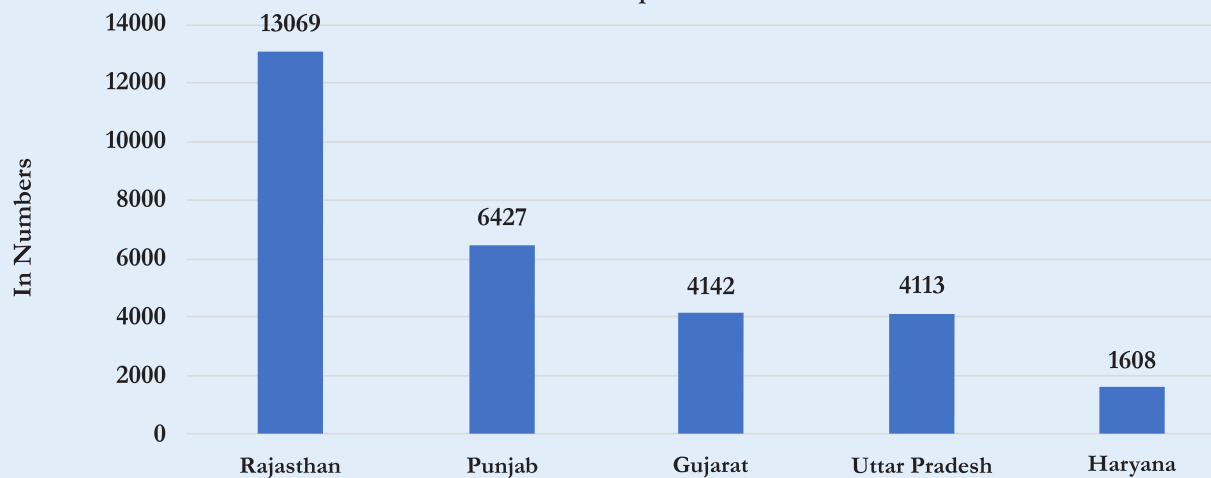


Graph 7.2: Percentage share of Various Breeds of Ponies

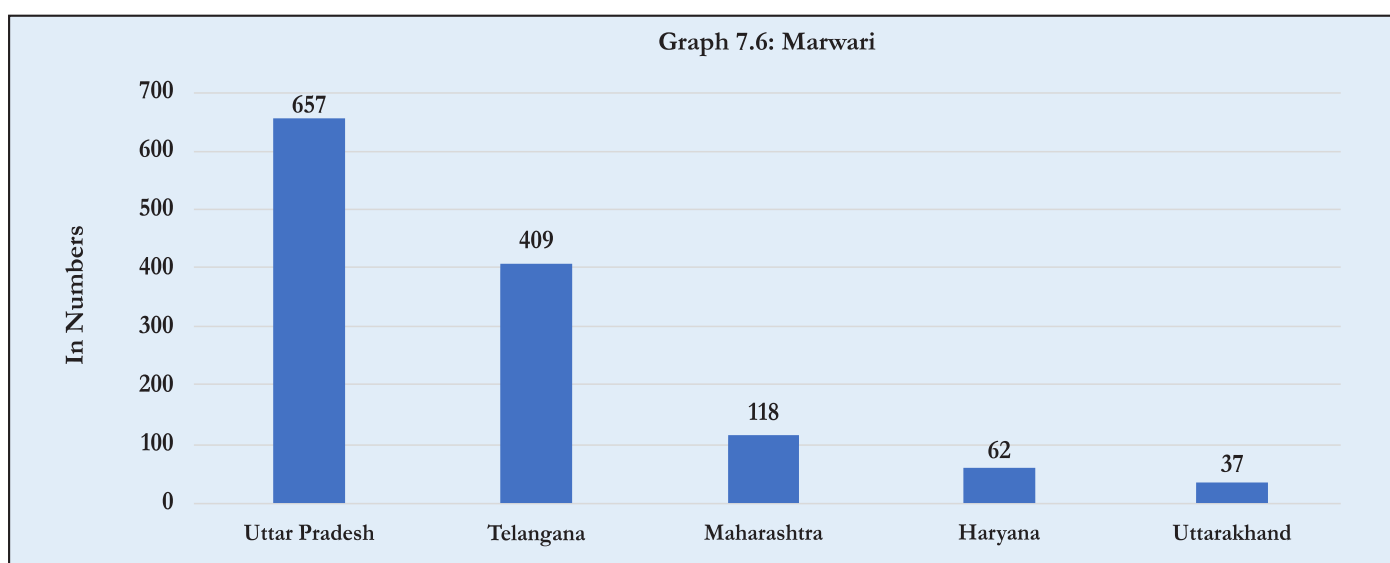
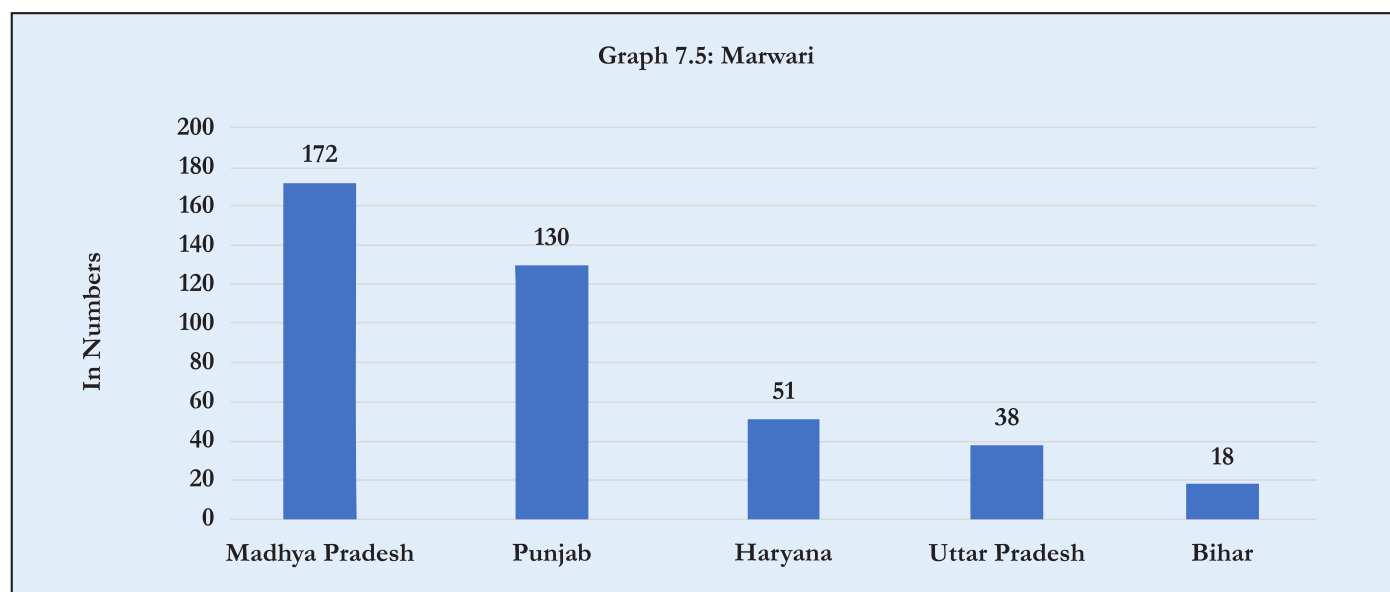
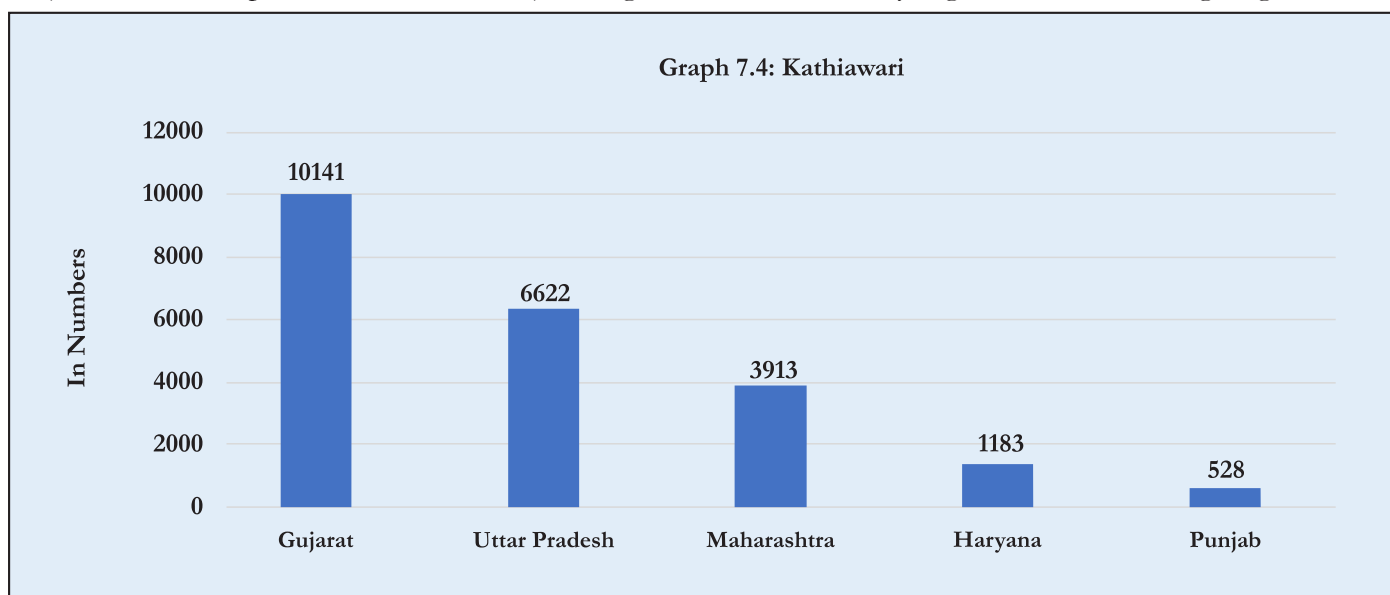


Major State-wise representation of the major indigenous breeds of Horse is given in the following diagram:

Graph 7.3: Marwari



Major State-wise representation of the major indigenous breeds of Pony is given in the following diagram:





Mules & Donkeys





CHAPTER-8

MULES & DONKEYS

8.1 Introduction

As per the 20th Livestock Census, 0.04% of the livestock population are contributed by Mules and Donkeys taken together. The mule population is based on the single breed of mule origin whereas the donkey population is divided into breeds Spiti and Non-Descript.

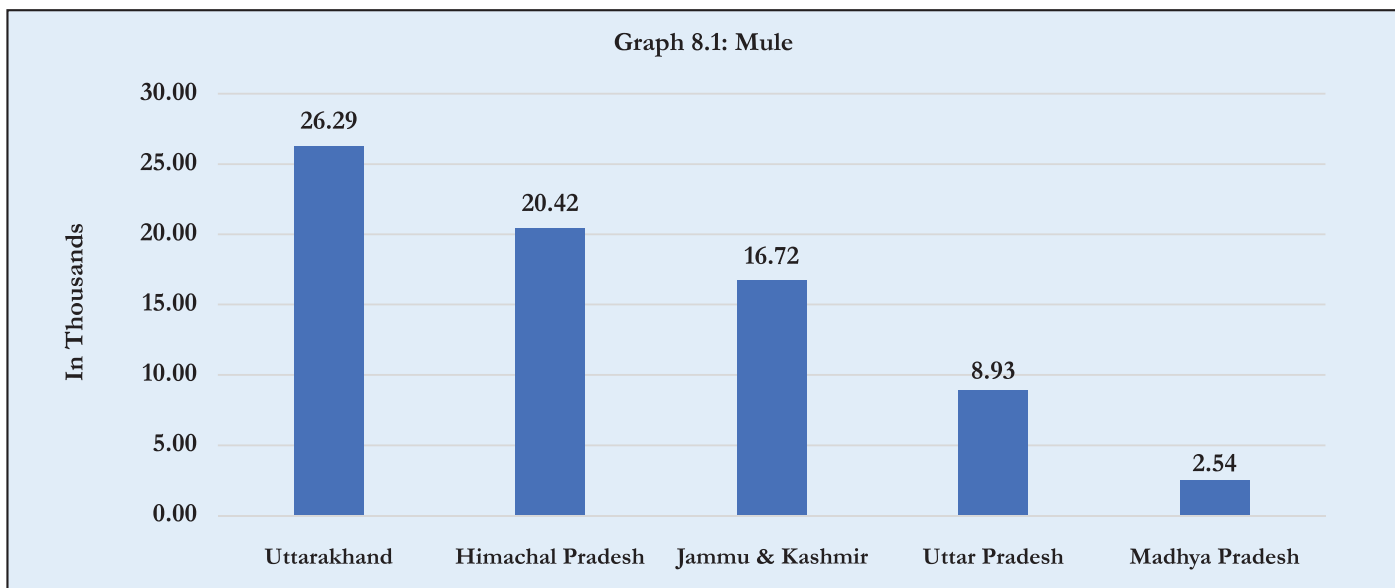
8.2 Mules

The mules are considered under single breed in Breed Survey. As per 20th Livestock Census, only 0.02% of the livestock population is contributed by mules. The mule population according to their age composition are given in the following **Table 8.1**:



Category	Mules (No.)
Under 3 years	17,003
3 years and above	67,258
TOTAL	84,261

Major State-wise representation of the major indigenous breeds is given in the following diagram:

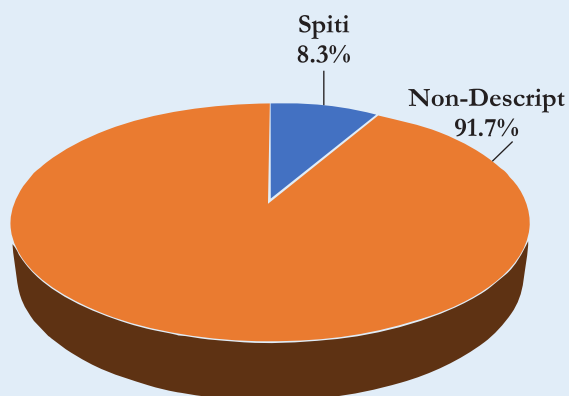


8.3 Donkeys

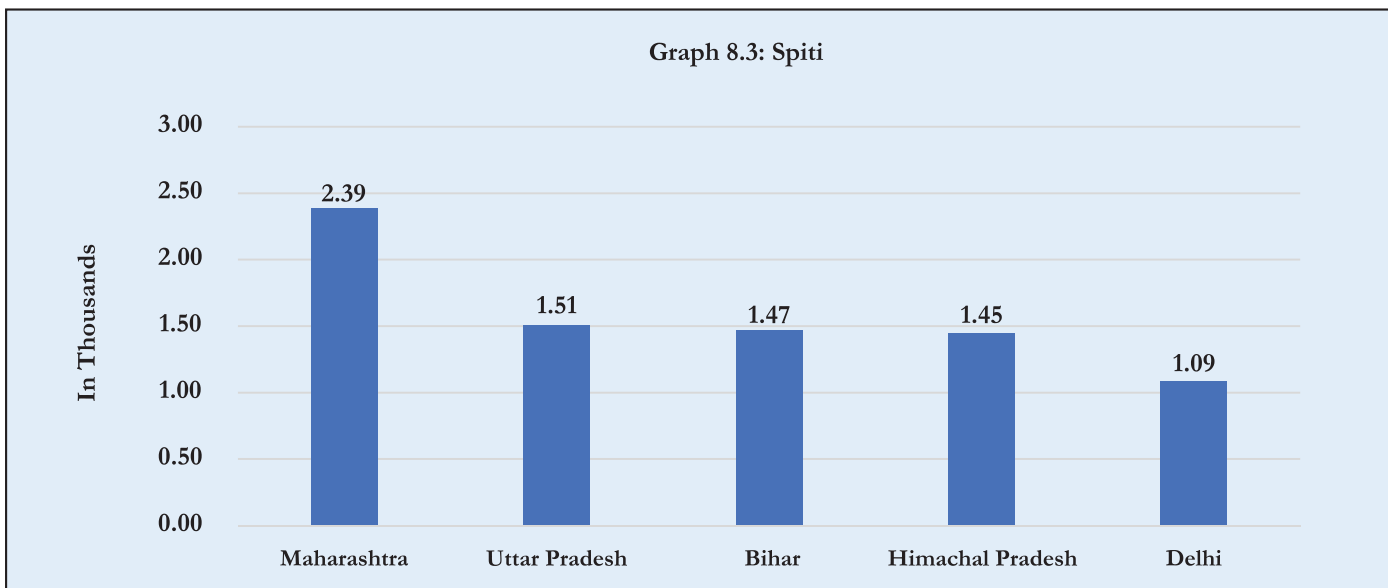
There is only one breed, viz Spiti, which are recognized by NBAGR, the age-sex distribution of the breeds of donkeys is shown in **Table 8.2**. The percentage share of these breeds of donkeys is depicted in diagram **Graph 8.2**.

Table 8.2: Number of Donkeys			
Category	Spiti (No.)	Non-descript (No.)	Total (No.)
Male	4,203	60,539	64,742
Female	6,032	52,813	58,845
Total (Male + Female)	10,235	1,13,352	1,23,587
Percentage share with respect to their total (%)	8.3	91.7	

Graph 8.2: Percentage share of Indigenous Donkeys



Major State-wise representation of the Spiti breed of donkey is given in the following diagram.



CAMELS





CHAPTER-9

CAMELS

9.1 Introduction

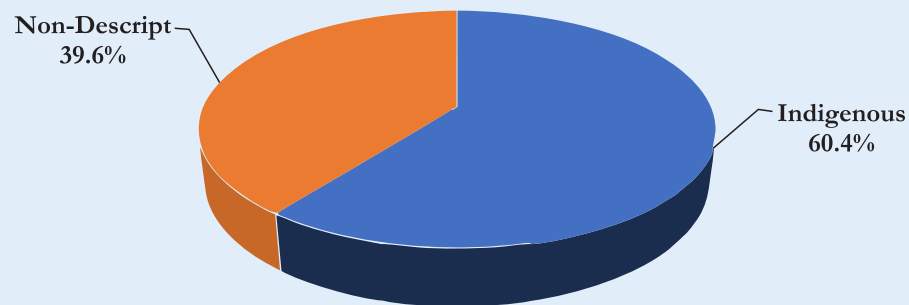


As per the 20th Livestock Census, 0.05% of the livestock population are contributed by Camels. The camels are categorized under 9 breeds of indigenous origin besides those of non-descript breeds as per NBAGR records. The **Table 9.1** below shows the camel populations in each of these indigenous breeds.

Table 9.1: Number of Camels			
S.No.	Name of the Breed	No. of Camels (No.)	Percentage share with respect to total (%)
1	Bikaneri	74,551	29.6
2	Jaisalmeri	47,975	19.0
3	Kachchhi/Kutchi	16,905	6.7
4	Jalori	5,023	2.0
5	Marwari	2,720	1.1
6	Kharai	4,266	1.7
7	Mewari	465	0.2
8	Mewati	92	-
9	Malvi	102	-
Total Breeds		1,52,099	60.4
Non-Descript		99,857	39.6
Total Camels		2,51,956	

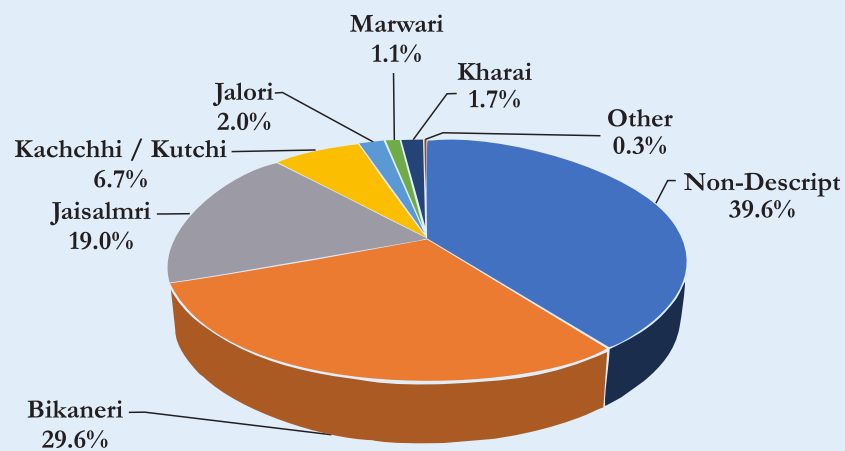
(-) Negligible

Graph 9.1: Percentage share of Indigenous and Non-Descript Camels

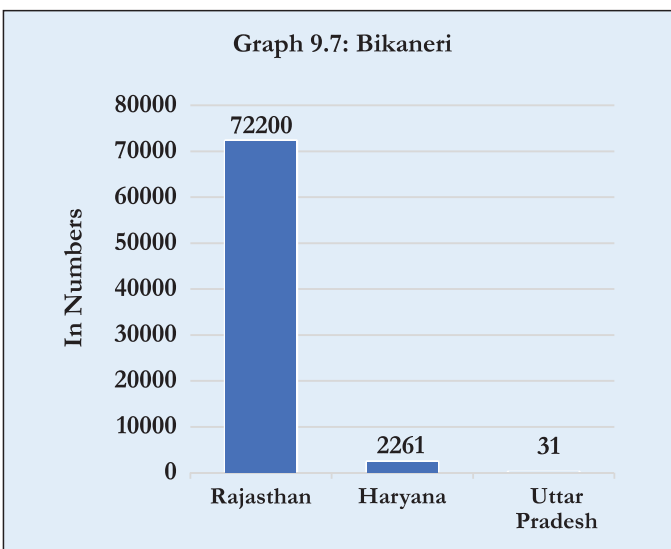
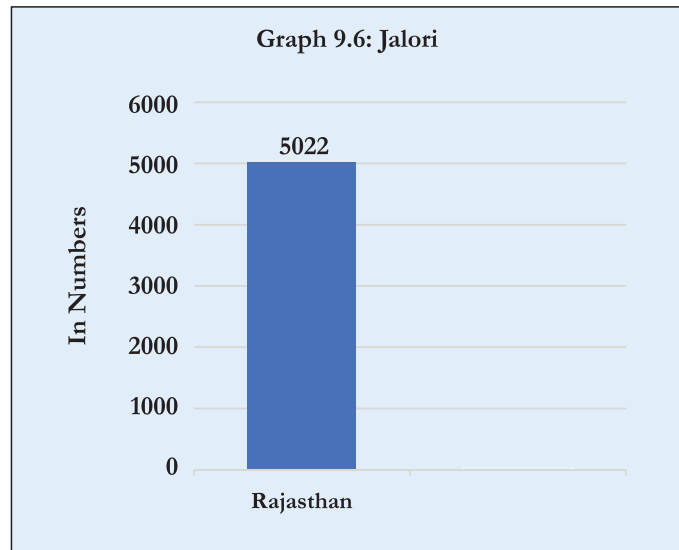
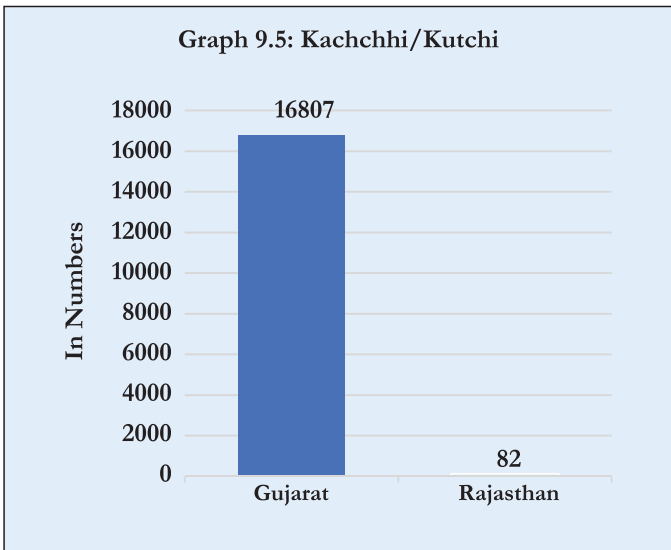
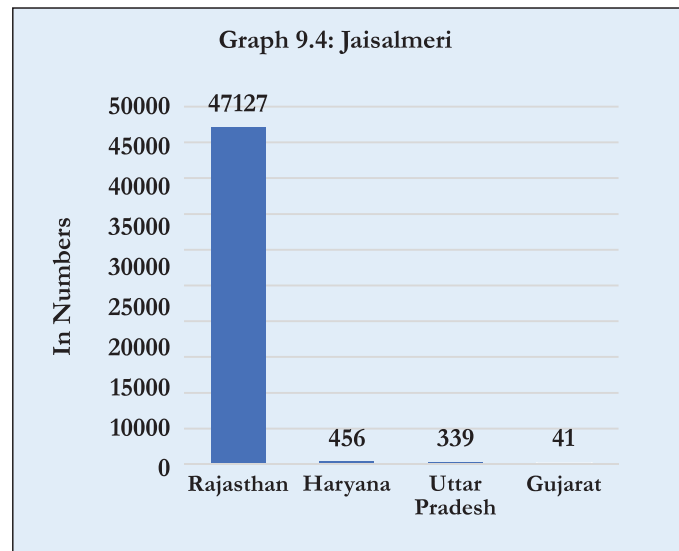
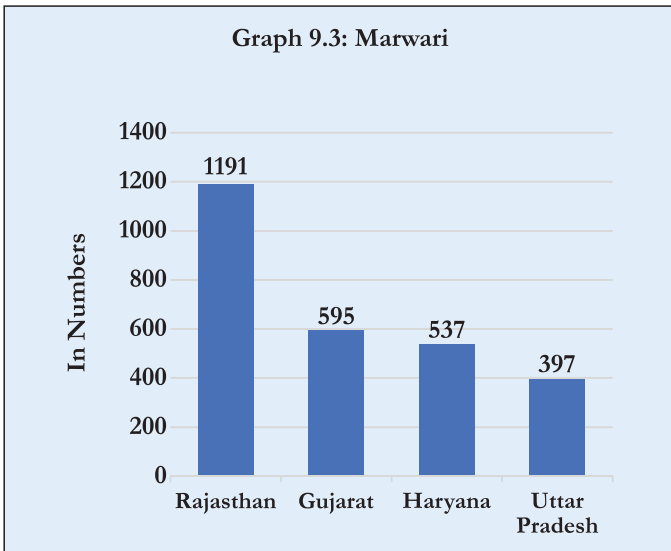


The percentage share of each of the breeds of the camel is shown in **Graph 9.2** below. The Bikaneri breed of camel has the highest contribution of 29.6% among the total camel population followed by Jaisalmeri of 19.0% and Kachchhi/Kutchi 6.7%. The Non-descript camel contributes 39.6% and other breeds namely Mewari, Mewati, Malvi have a minor share in the total camel population.

Graph 9.2: Percentage contribution of various breeds of camel including Non-Descript



Major State-wise representation of the major indigenous breeds of camels is given in the following diagram.





MITHUN





CHAPTER-10

MITHUN

10.1 Introduction

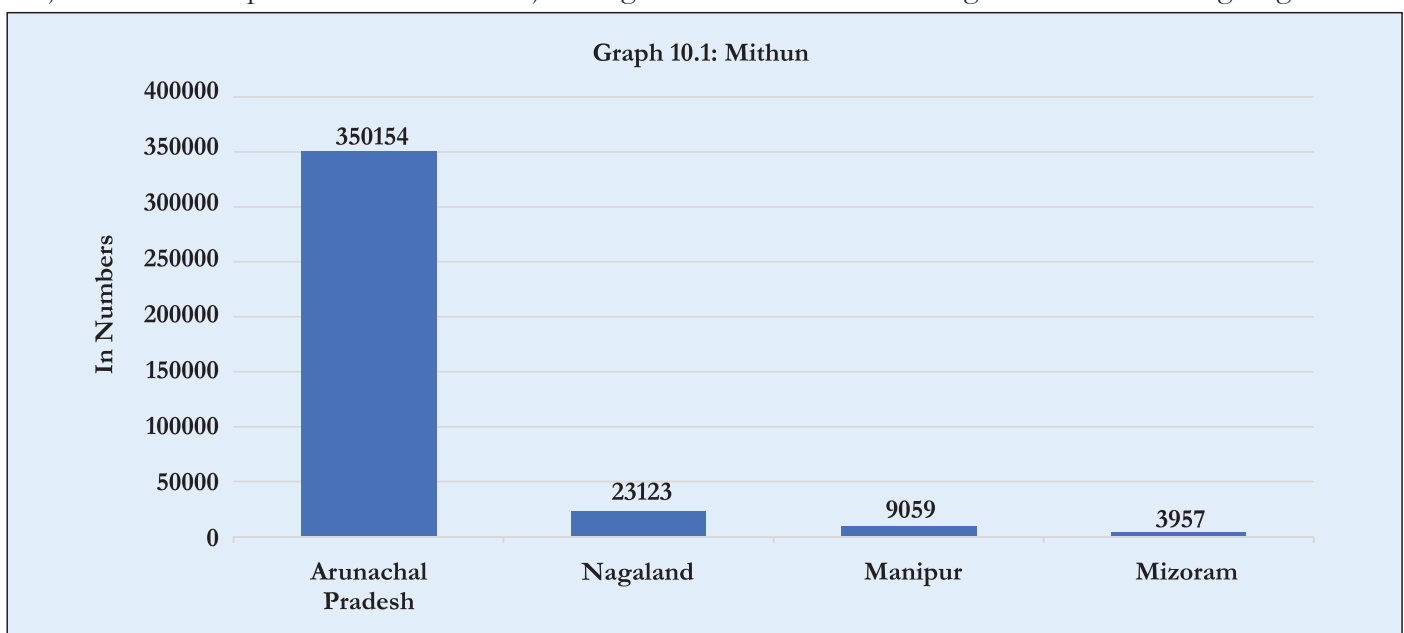


As per the 20th Livestock Census, 0.07% of the livestock population are contributed by Mithun.

Table 10.1: Number of Mithun

Category	Total Male (No.)	Total Female (No.)	Mithun (No.)
Under 3 years	78,644	89,963	1,68,607
3 years and above	93,995	1,23,703	2,17,698
TOTAL	1,72,639	2,13,666	3,86,305

Major State-wise representation of the major indigenous breeds of camels is given in the following diagram.





YAK





CHAPTER-11

YAK

11.1 Introduction

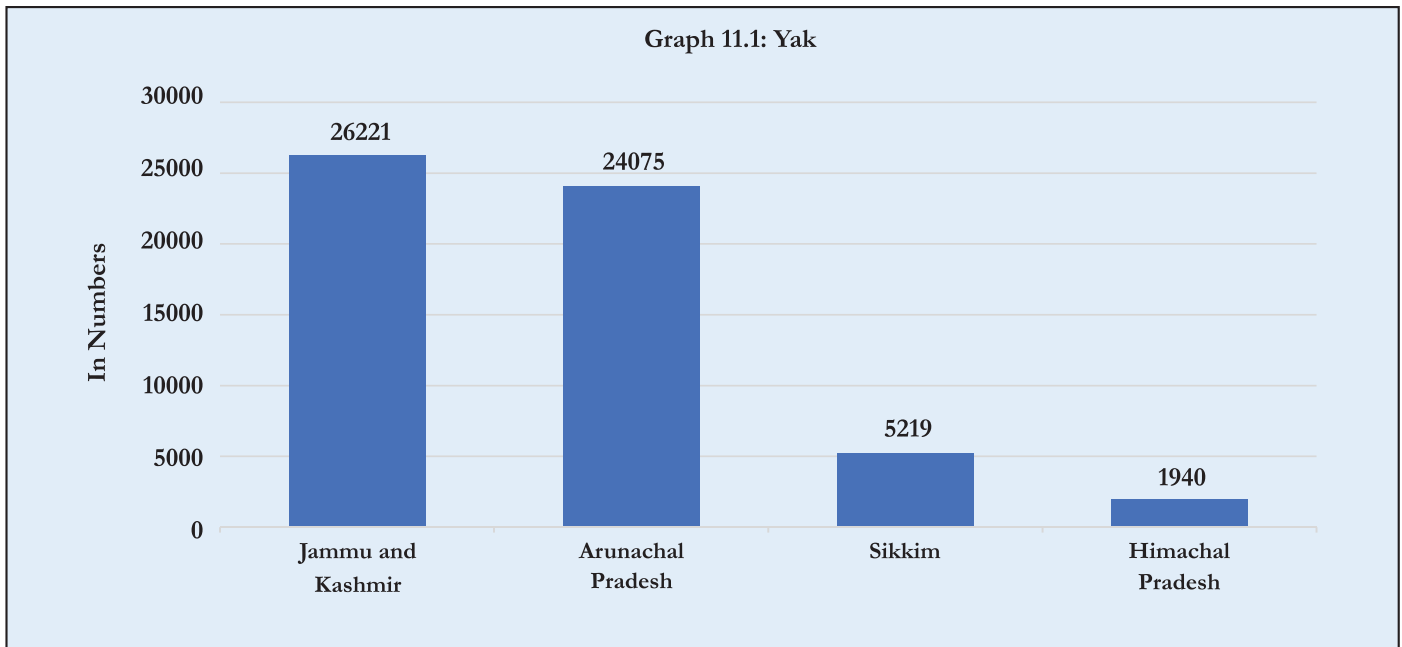


As per the 20th Livestock Census, 0.01% of the livestock population are contributed by Yak.

Table 11.1: Number of Yak

Category	Total Male (No.)	Total Female (No.)	Yak (No.)
Up to 3 years	8,744	10,942	19,686
Over 3 years	17,275	20,609	37,884
TOTAL	26,019	31,551	57,570

Major State-wise representation of the major indigenous breeds of camels is given in the following diagram.





POULTRY





CHAPTER-12

POULTRY

12.1 Introduction

The Poultry can be further categorized under four groups i.e. Fowls, Ducks, Turkey and Others. Poultry is divided into two parts i.e. Backyard Poultry and Poultry Farms. In 20th Livestock Census, birds fall under these broad categories are further bifurcated in the respective breeds as recognized by National Bureau of Animal Genetic Resources (NBAGR).

12.2 Fowl

The Fowl Category is one of the high yielding categories of birds in Poultry. The Indigenous Fowl can be further categorized under two groups i.e. Desi and Improved.

As per 20th Livestock Census the Fowls contributes nearly 94.84% of the total Poultry Population. The following **Table 12.1** shows the breed-wise number of poultry.

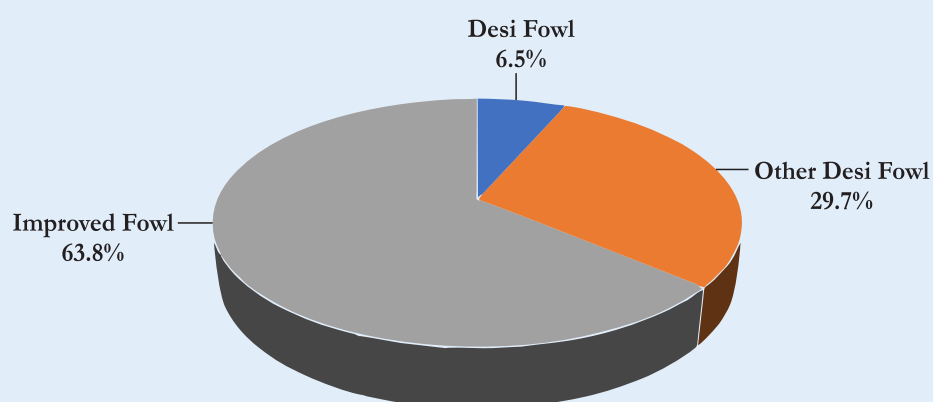


Table 12.1: Breed-wise total number of fowls under Backyard Poultry and Poultry Farm

Breed Name	Backyard Poultry	Poultry Farm	Total	Percentage share with respect to total (%)
Aseel	2,61,37,632	75,42,951	3,36,80,583	4.2
Miri	54,03,648	7,445	54,11,093	0.7
Daothigir	36,94,955	1,302	36,96,257	0.5
Kadaknath	15,99,417	4,38,058	20,37,475	0.3
Punjab Brown	1,68,859	11,96,941	13,65,800	0.2
Ankaleshwar	7,02,147	6,19,859	13,22,006	0.2
Chittagong	23,855	12,17,145	12,41,000	0.2
Busra	9,95,386	2,23,338	12,18,724	0.2
Ghagus	4,55,230	3,05,734	7,60,964	0.1
Kashmir Favorolla	5,97,619	7	5,97,626	0.1
Harringhata Black	4,54,979	781	4,55,760	0.1
Danki	1,07,648	60,684	1,68,332	-
Tellichery	1,47,438	1,267	1,48,705	-
Kaunayen	1,10,706	4,122	1,14,828	-
Mewari	1,10,041	4,583	1,14,624	-
Hasli	85,733	5,652	91,385	-
Kalahasthi	11,736	38,000	49,736	-
Nicobari	25,641	974	26,615	-
Total Desi Fowl	408,32,670	1,16,68,843	5,25,01,513	6.5
Other Desi Fowl	1867,31,428	5,31,78,591	23,99,10,019	29.7
Improved Fowl	532,09,966	46,22,31,485	51,54,41,451	63.8
Total Fowl	28,07,74,064	52,70,78,919	80,78,52,983	

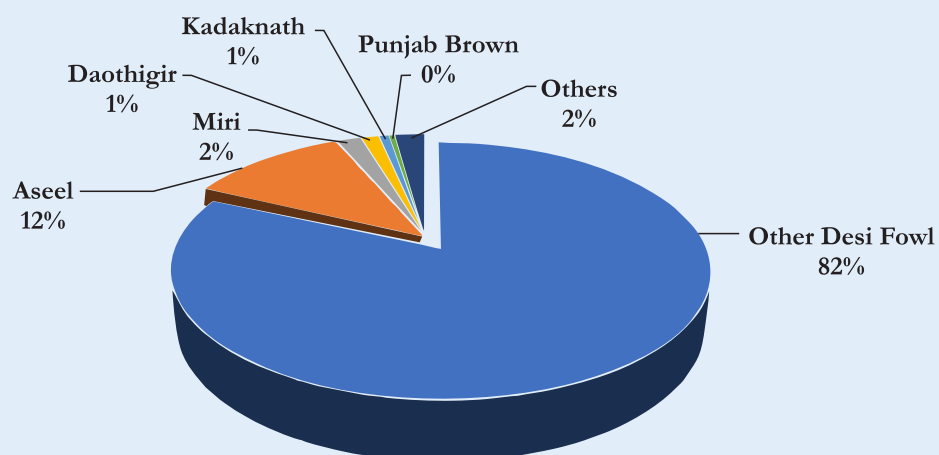
(-) Negligible

Graph 12.1 : Percentage share of Desi/Improved Fowl



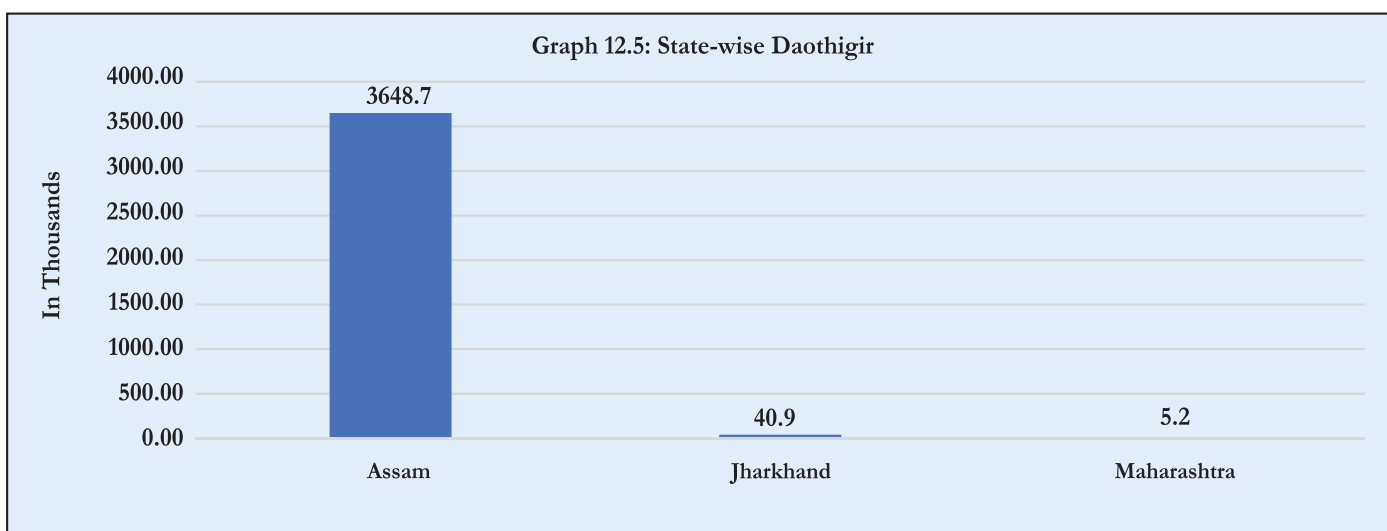
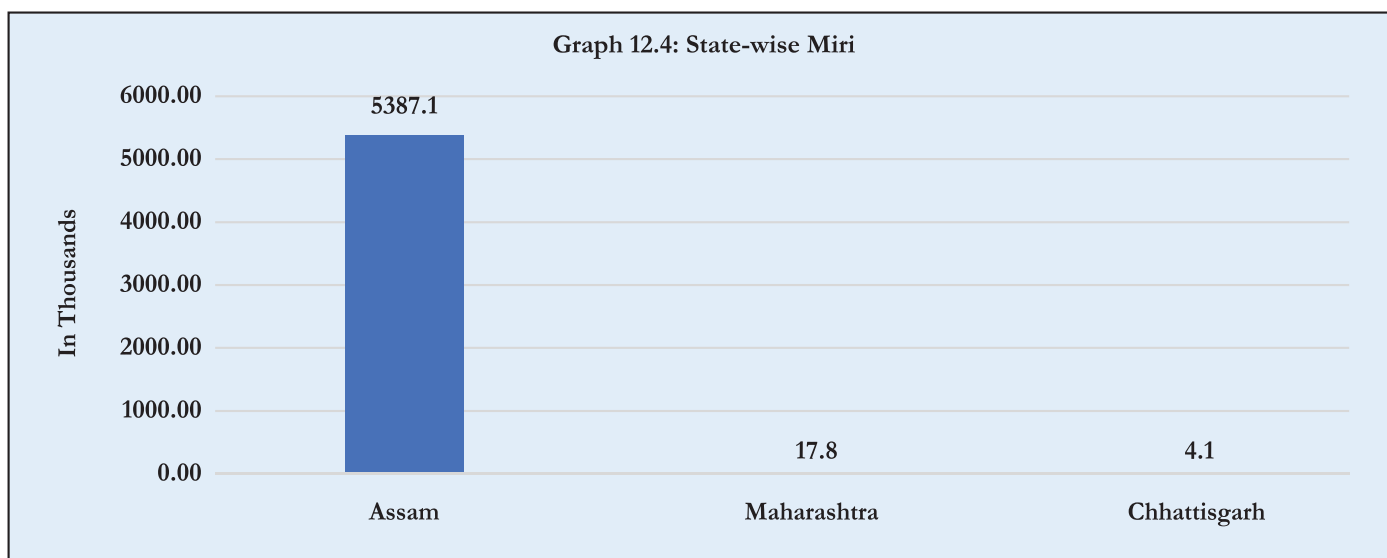
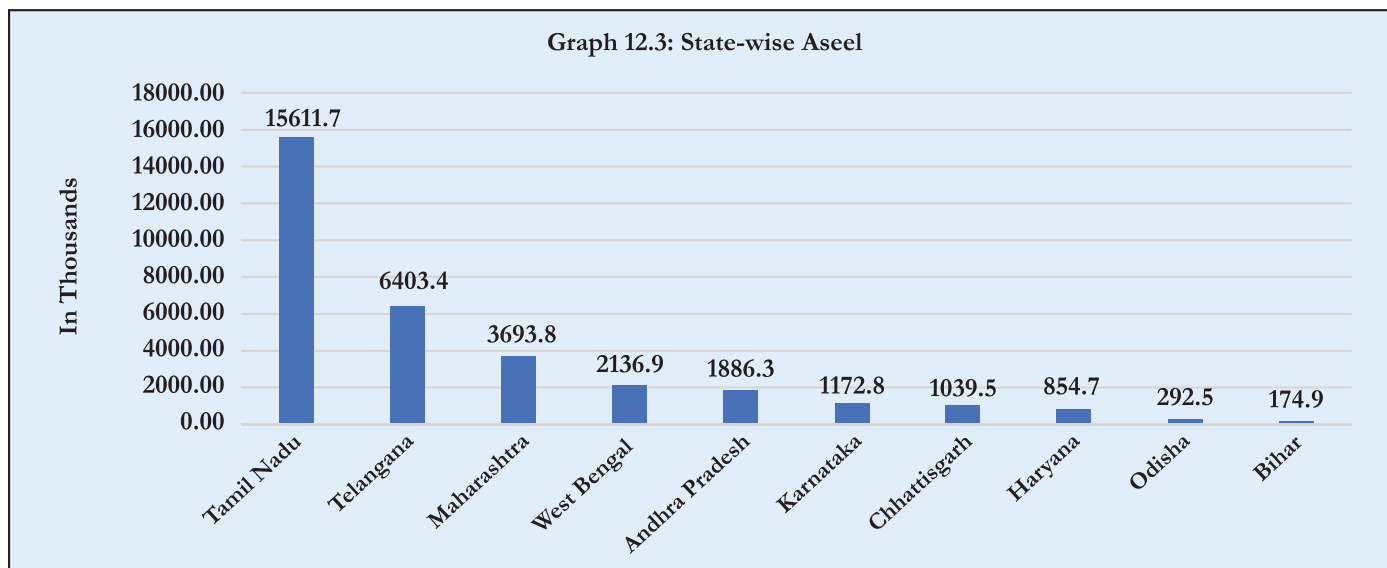
The **Graph 12.1** (above) shows that the Improved Fowl has the highest share with 63.8% as compared to 29.7% of Other Desi Fowl and 6.5% of Desi Fowls.

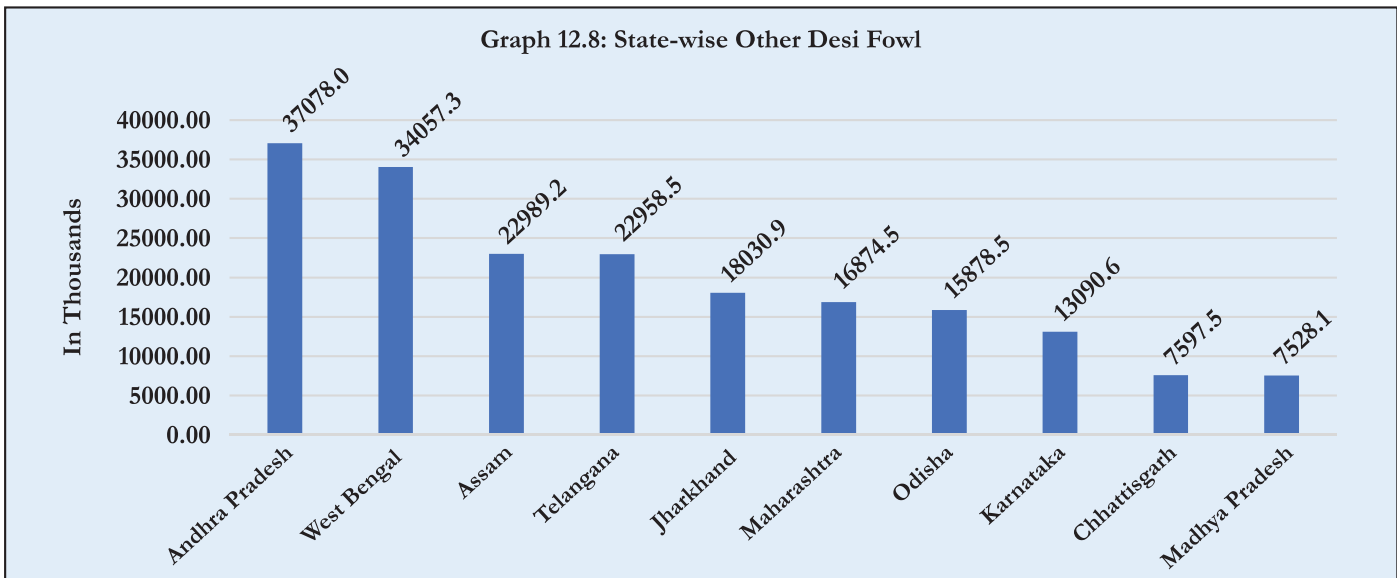
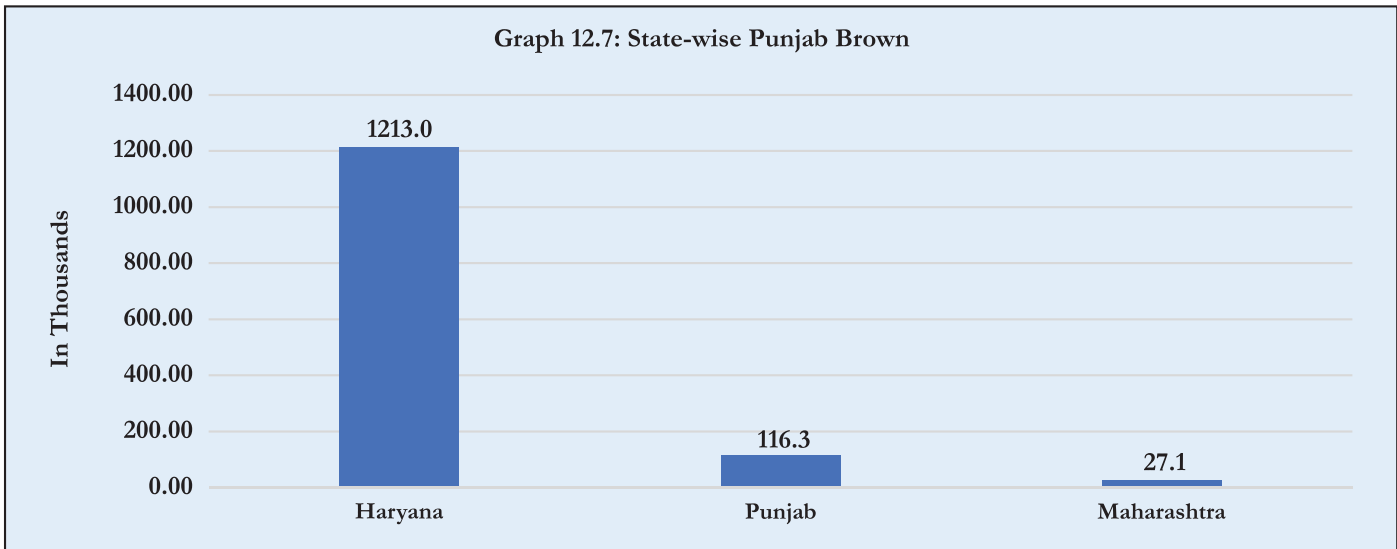
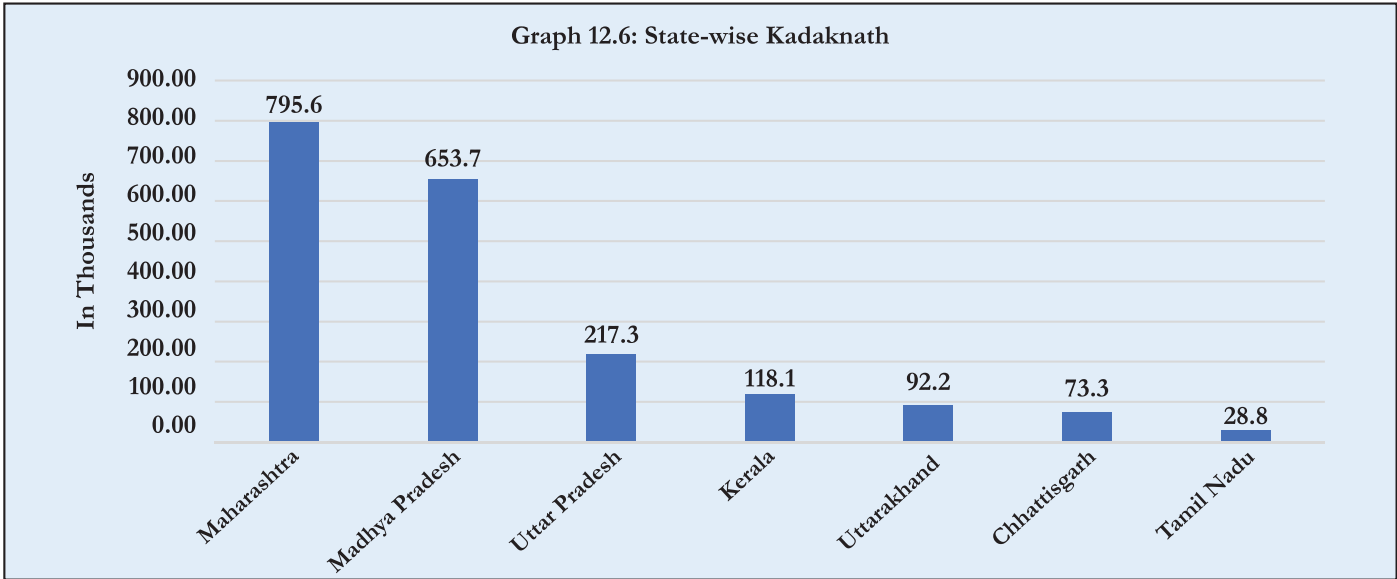
Graph 12.2 : Percentage contribution of various breeds in Total Desi Fowl

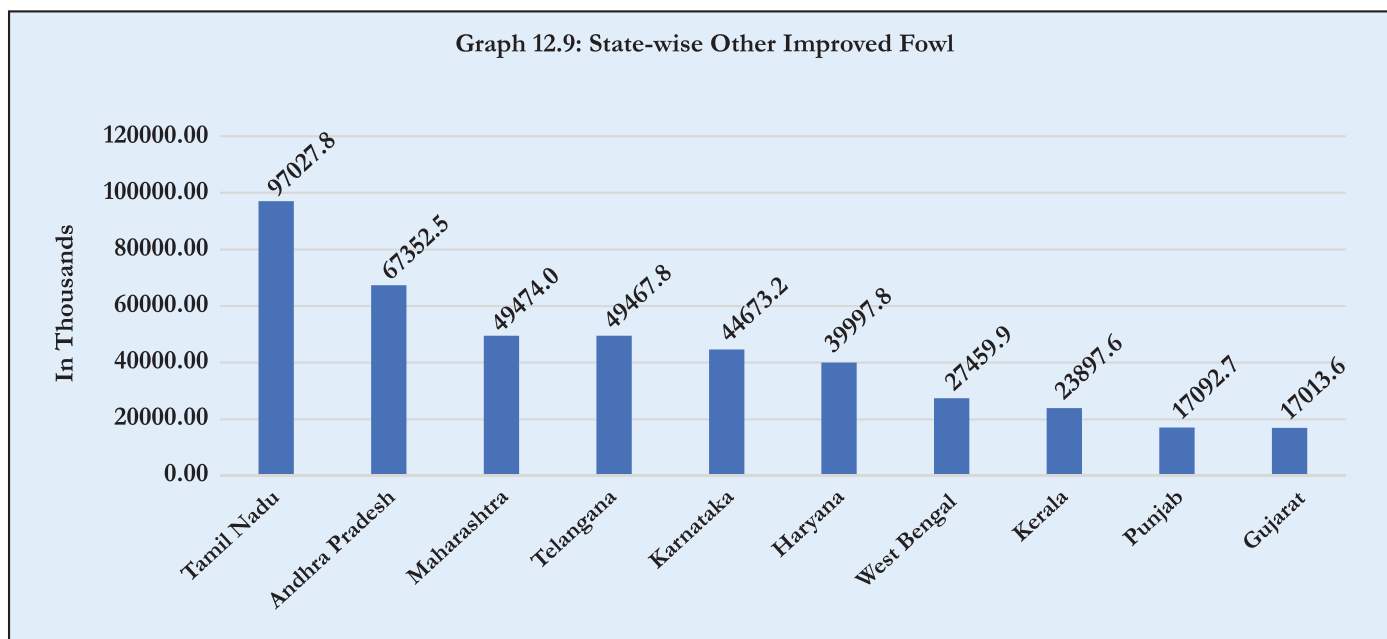


The **Graph 12.2** (above) shows that the Other Desi Fowl has the highest contribution of 82% among the total desi fowl population followed Aseel, Miri, Daothigir and Kadaknath with 12%, 2%, 1% and 1% each respectively. All other recognised breeds contribute 2% of total fowl population

Major State-wise representation of the major indigenous breeds of Fowl is given in the following diagram.







12.3 Duck

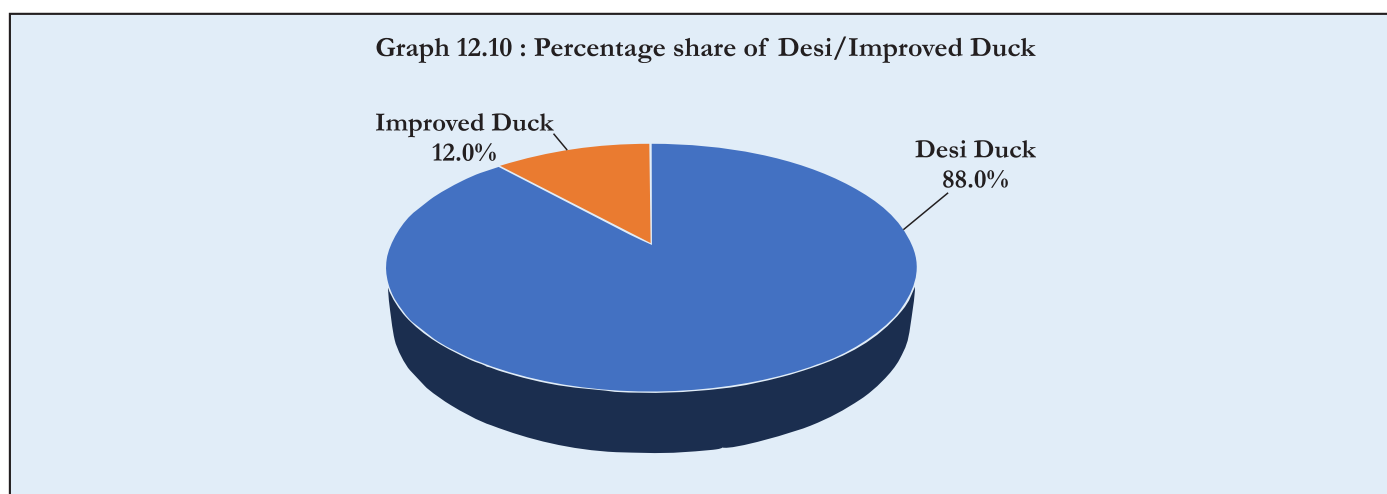
The Duck can be further categorized under two groups i.e. Desi and Improved. As per 20th Livestock Census the Ducks contributes nearly 3.93% of the total Poultry Population. The following **Table 12.2** shows the number of Desi Duck and Improved Duck.



Table 12.2: Total number of ducks under Backyard Poultry and Poultry Farm

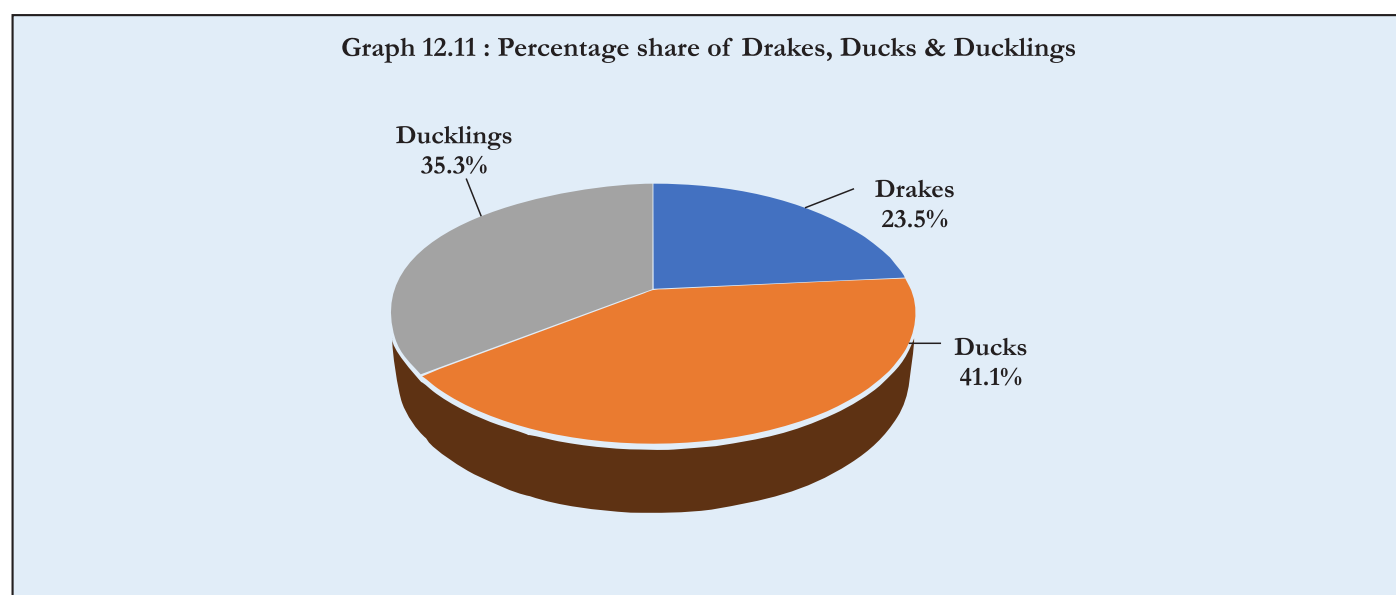
Breed Type	Backyard Poultry	Poultry Farm	Total	Percentage share with respect to total (%)
Desi Duck	2,90,12,588	4,68,970	2,94,81,558	88.0
Improved Duck	34,89,169	5,39,116	40,28,285	12.0
Total Duck	3,25,01,757	10,08,086	3,35,09,843	

The **Graph 12.10** (Below) shows that the Desi Duck has the highest share with 88.0% as compared to 12.0% of Improved Duck.



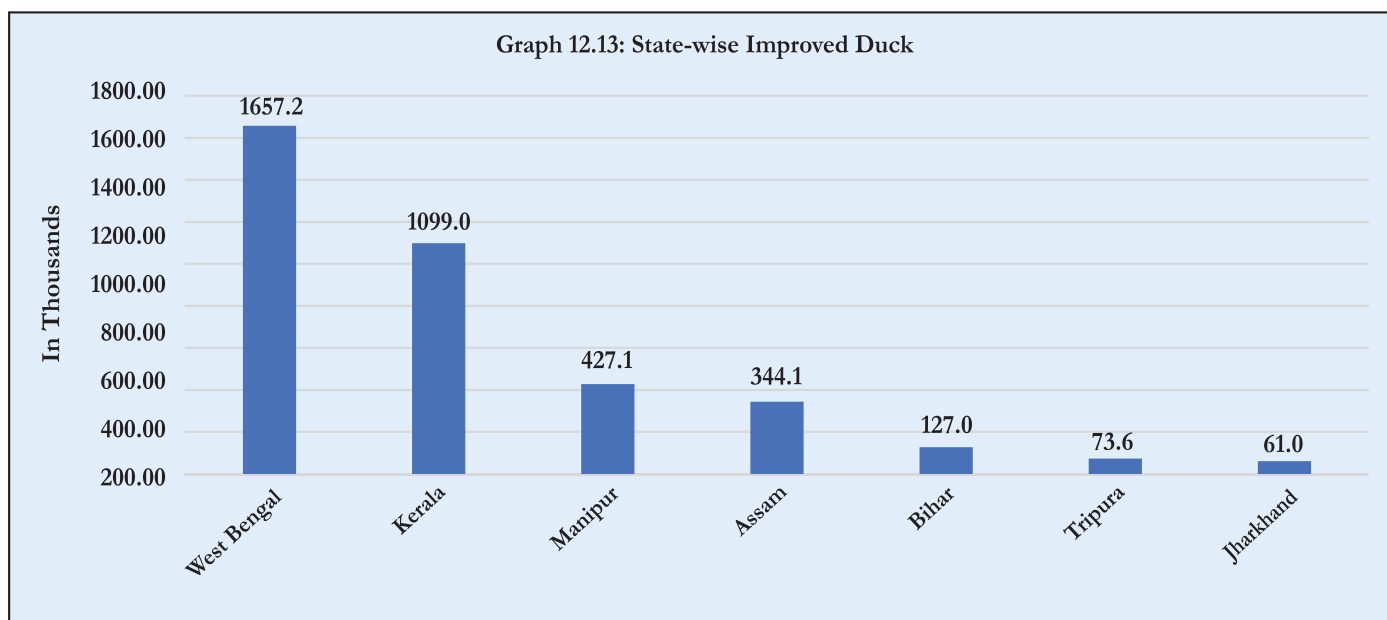
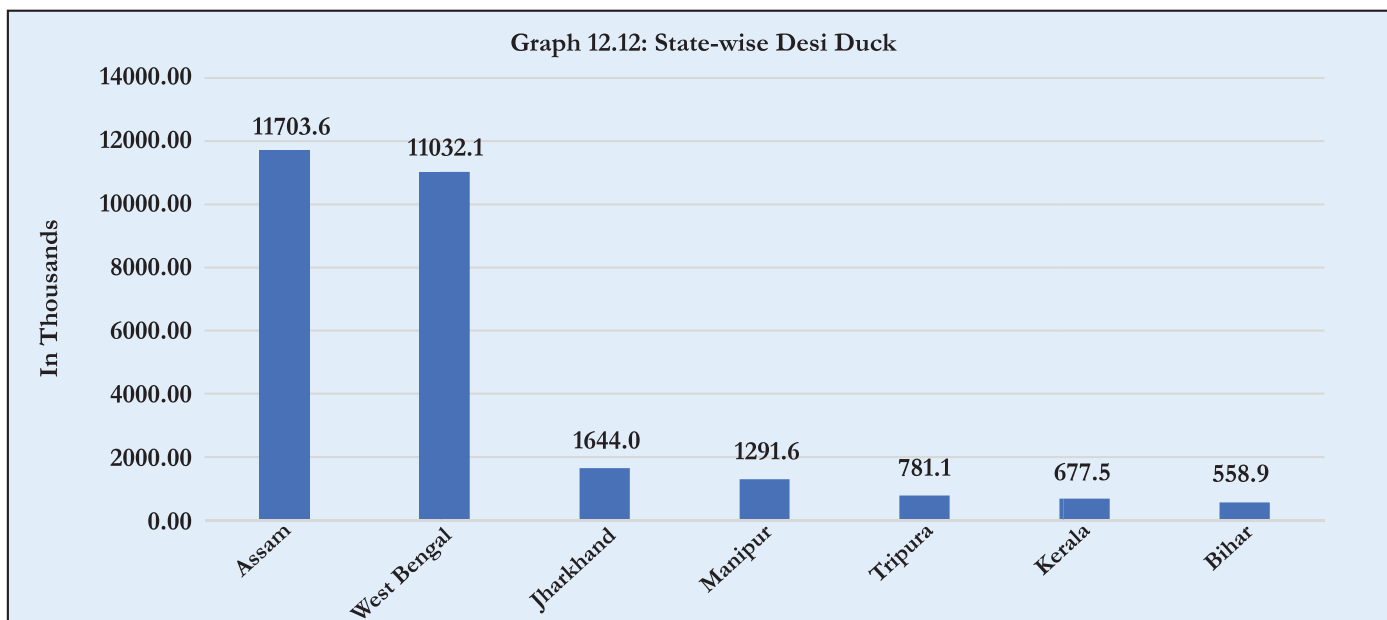
The following **Table 12.3** shows the number of Drakes, Duck and Ducklings.

Table 12.3: Total number of Drakes, Ducks and Ducklings				
Categories	Backyard Poultry	Poultry Farm	Total	Percentage share with respect to total (%)
Drakes	77,47,641	1,38,107	78,85,748	23.5
Ducks	1,35,08,785	2,75,103	1,37,83,888	41.1
Duckling	1,12,45,331	5,94,876	1,18,40,207	35.3
Total Ducks	3,25,01,757	10,08,086	3,35,09,843	



The **Graph 12.11** (above) shows that the Ducks has the highest share with 41.1% as compared to 35.3% of Ducklings and 23.5% of Drakes.

Major State-wise representation of Desi and Improved Duck is given in the following diagram.



12.4 Turkey

As per 20th Livestock Census the Turkey contributes nearly 0.05% of the total Poultry Population.

The following **Table 12.4** shows the total number of Male Turkey and Female Turkey.


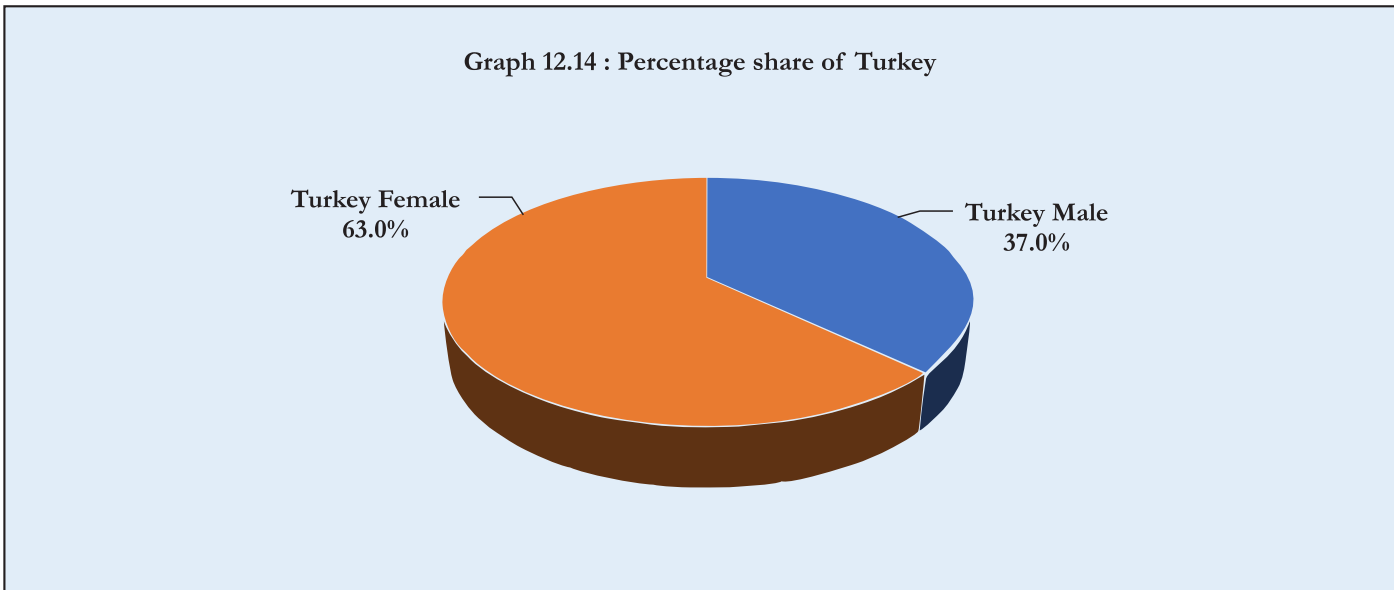
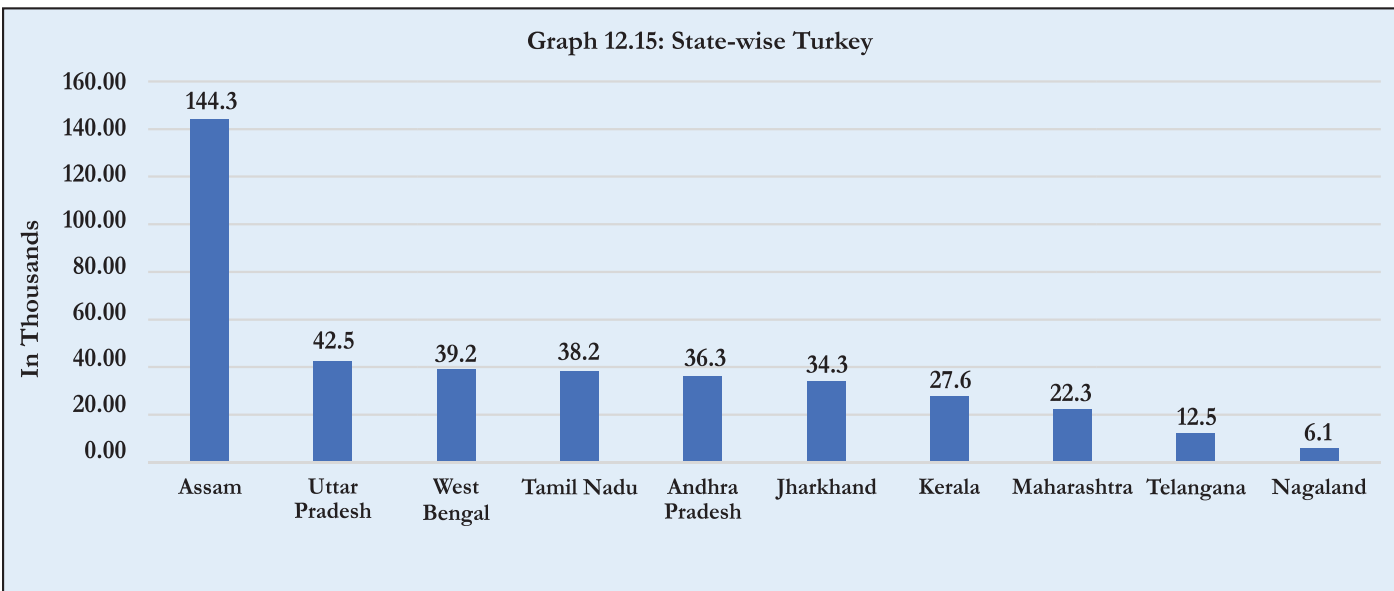


Table 12.4: Total number of Turkey				
Categories	Backyard Poultry	Poultry Farm	Total	Percentage share with respect to total (%)
Male Turkey	1,60,574	5,299	1,65,873	37.0
Female Turkey	2,62,651	19,698	2,82,349	63.0
Total Turkey	4,23,225	24,997	4,48,222	



The **Graph 12.14** (above) shows that the Female Turkey has the highest share with 63.0% as compared to 37.0% of Male Turkey.

Major State-wise representation of Turkey is given in the following diagram.

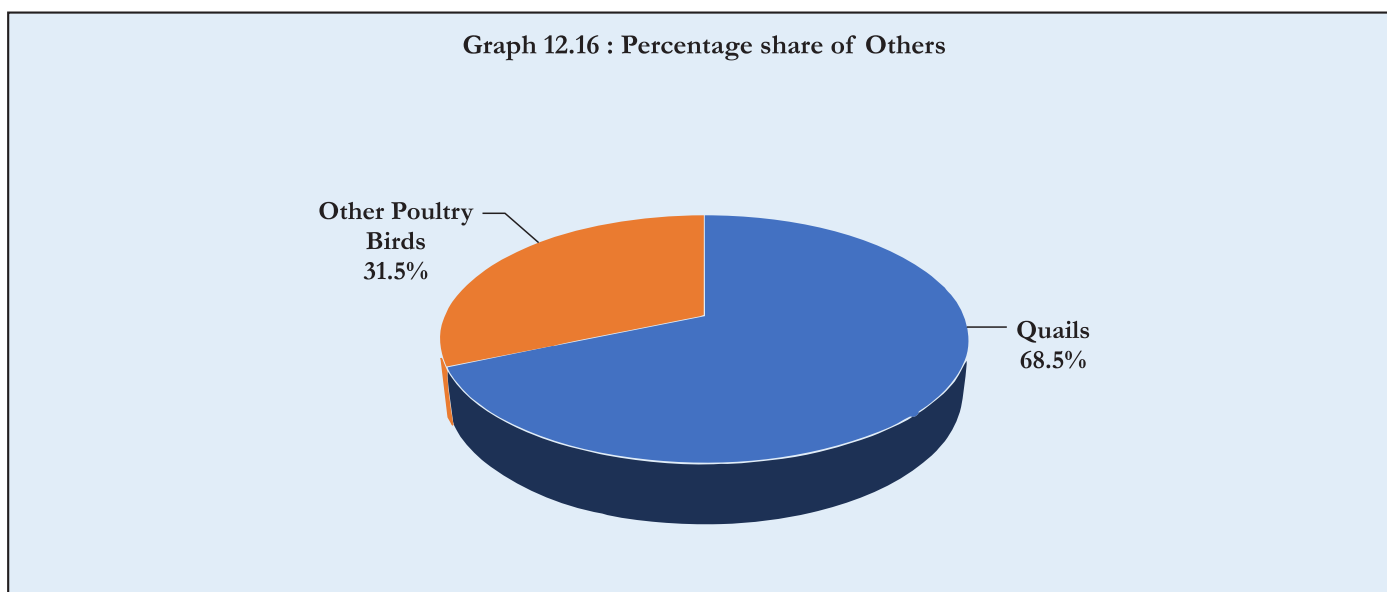


12.5 Others

As per 20th Livestock Census the Others contributes nearly 1.17% of the total Poultry Population.

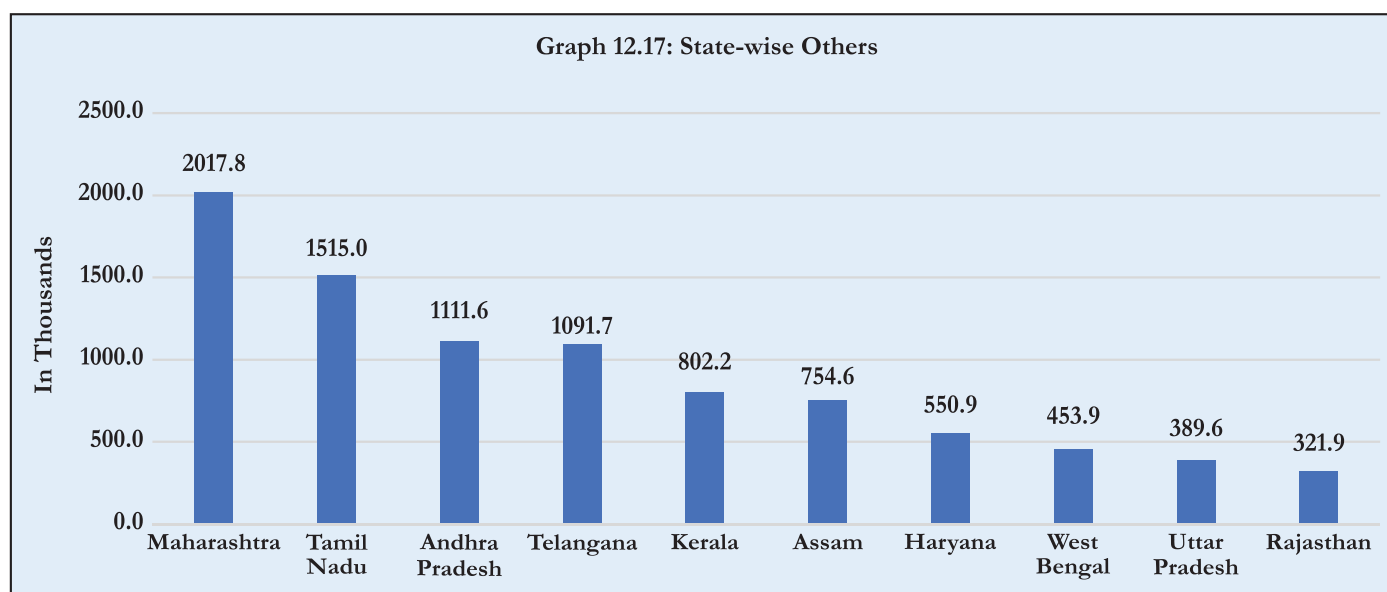
The following **Table 12.5** shows the total number of Quails and Other Poultry Birds.

Categories	Backyard Poultry	Poultry Farm	Total	Percentage share with respect to total (%)
Quails	19,32,270	48,86,382	68,18,652	68.5
Other Poultry Birds	14,02,737	17,33,663	31,36,400	31.5
Total Others Poultry	33,35,007	66,20,045	99,55,052	



The **Graph 12.16** (above) shows that the Quails has the highest share with 68.5% as compared to 31.5% of Other Poultry Birds.

Major State-wise representation of Others is given in the following diagram.





OTHER LIVESTOCK SPECIES





CHAPTER-13

OTHER LIVESTOCK SPECIES

13.1 Introduction

In 20th Livestock Census, other than Livestock and Poultry species which are mentioned in previous chapters, data on domestic dogs, rabbits and elephants were also recorded which is available on Household(HH)/Household Enterprises(HHE)/Non-household Enterprises (NHHE). In the census no breed of other species was recorded as no breed has been identified and registered by NBAGR.

13.2 Dogs

As per the 20th Livestock Census, 9.4 million of the livestock population are contributed by domestic dogs. The street dogs are to be counted separately and recorded as stray dogs.




Table 13.1: Number of Dog

Total Male (No.)	Total Female (No.)	Total Dog (No.)
70,58,379	23,75,660	94,34,039

13.3 Rabbits

As per the 20th Livestock Census, 0.55 million of the livestock population are contributed by Rabbits



Table 13.2: Number of Rabbit

Total Male (No.)	Total Female (No.)	Total Rabbit (No.)
2,42,162	30,779	5,49,941

13.4 Elephants

As per the 20th Livestock Census, 1767 Nos. of the livestock population are contributed by Elephants. Wild elephants were not recorded in the census.



Table 13.3: Number of Elephant

Total Male (No.)	Total Female (No.)	Total Elephant (No.)
876	804	1,767

Annexure – I

State-wise details of Exotic/Crossbred and Indigenous Cattle by age, sex and use Breed Report



Table 1 - State-wise details of Exotic cattle by Age, Sex and Use (All)

State/ Union Territory	Breed Name: Exotic Holstein Friesian														
	Male							Female							Total Male + Female (8+15)
	Up to 1 & 1/2 Years	Over 1 & 1/2 Years					Total Male (2+3+ 4+ 5+ 6+7)	Under 1 year	1 to 2 & 1/2 years	Over 2 & 1/2 Years				Total Female (9+10+ 11+ 12+ 13+14)	
		Used for breed- ing only	Used for Agri- culture only	Used for Agricul- ture & breeding only	Used for Bullock cart / Farm opera- tion	Oth- ers				In milk	Dry	Not calved once	Others		
1	2	3	4	5	6	7	8	9	10	11	12	13	14	15	16
A&N Islands	6	4	0	0	0	0	10	43	42	88	41	10	3	227	237
Andhra Pradesh	3260	1013	971	324	317	131	6016	19177	15643	37715	9082	3056	1577	86250	92266
Arunachal Pradesh	5	0	2	0	0	0	7	17	11	29	17	3	0	77	84
Assam	1341	600	599	323	274	418	3555	5124	3851	6715	2736	647	524	19597	23152
Bihar	3104	1109	645	504	355	270	5987	36663	29634	47332	18652	4649	1889	138819	144806
Chandigarh	138	2	0	0	0	120	260	260	160	789	316	27	30	1582	1842
Chhattisgarh	1288	111	445	83	29	35	1991	2465	2311	5392	1662	592	66	12488	14479
D&N Haveli	7	0	1	0	0	0	8	16	6	41	13	7	0	83	91
Daman & Diu	7	1	1	0	0	0	9	7	9	22	7	0	0	45	54
Delhi	2704	87	0	0	4	4	2799	1745	1058	5743	740	147	0	9433	12232
Goa	0	0	0	0	0	0	0	0	1	2	0	0	0	3	3
Gujarat	5114	500	928	171	332	179	7224	41548	42098	89995	23072	7212	1371	205296	212520
Haryana	3320	490	356	113	188	455	4922	16475	13118	32659	8979	1883	437	73551	78473
Himachal Pradesh	192	14	186	4	0	16	412	1124	898	3211	727	153	36	6149	6561
Jammu & Kashmir	1024	91	254	54	21	25	1469	3948	2811	8974	2143	372	231	18479	19948
Jharkhand	1241	280	876	187	155	154	2893	6439	5157	12017	2710	589	738	27650	30543
Kerala	918	76	32	38	6	43	1113	4108	2789	7787	1407	382	282	16755	17868
Lakshadweep	11	6	2	1	0	0	20	17	12	6	4	0	0	39	59
Madhya Pradesh	1154	238	194	71	19	23	1699	7844	4330	10967	4257	546	150	28094	29793
Maharashtra	3703	765	4698	458	265	125	10014	51302	42244	130466	31691	4710	2085	262498	272512
Manipur	6	5	4	0	0	1	16	261	252	308	42	25	3	891	907
Meghalaya	27	0	0	0	0	1	28	205	225	468	119	4	0	1021	1049
Mizoram	344	75	65	68	14	17	583	576	400	920	384	308	36	2624	3207
Nagaland	17	6	2	5	0	0	30	84	66	77	51	25	5	308	338
Odisha	458	243	407	60	49	28	1245	1675	1117	2146	769	181	90	5978	7223
Puducherry	6	0	0	1	2	0	9	88	99	161	74	11	5	438	447
Punjab	2754	193	586	199	467	678	4877	35204	33823	95431	22560	2291	698	190007	194884
Rajasthan	5787	463	542	194	174	392	7552	36231	25002	62754	19695	3868	1381	148931	156483
Sikkim	49	4	34	16	0	2	105	115	105	256	87	11	0	574	679
Tamil Nadu	3246	1687	1885	1132	914	412	9276	21935	17468	38862	10643	2131	1517	92556	101832
Telangana	1262	264	388	119	184	89	2306	8516	5930	13342	3832	2357	484	34461	36767
Tripura	436	70	50	27	5	1	589	510	624	656	344	56	23	2213	2802
Uttar Pradesh	16820	2110	6185	1104	2524	594	29337	116195	90450	191800	50754	8573	4902	462674	492011
Uttarakhand	269	61	69	46	27	16	488	2072	1415	4045	840	201	117	8690	9178
West Bengal	3113	945	1033	380	350	437	6258	11284	11423	15345	4059	1663	1379	45153	51411
Total	63131	11513	21440	5682	6675	4666	113107	433273	354582	826521	222509	46690	20059	1903634	2016741

Table 2 - State-wise details of Exotic Crossbred cattle by Age, Sex and use (All)

State/ Union Territory	Breed Name: Crossbred Holstein Friesian														
	Male							Female							Total Male + Female (8+15)
	Up to 1 & 1/2 Years	Over 1 & 1/2 Years					Total Male (2+3+ 4+ 5+ 6+7)	Under 1 year	1 to 2 & 1/2 years	Over 2 & 1/2 Years				Total Female (9+10+ 11+ 12+ 13+14)	
		Used for breed- ing only	Used for Agri- culture only	Used for Agricul- ture & breeding only	Used for Bullock cart / Farm opera- tion	Oth- ers				In milk	Dry	Not calved once	Others		
1	2	3	4	5	6	7	8	9	10	11	12	13	14	15	
A&N Islands	116	50	4	3	0	6	179	171	199	459	315	56	13	1213	1392
Andhra Pradesh	14561	3922	7190	3134	3277	2017	34101	111850	90415	223255	53042	16826	7918	503306	537407
Arunachal Pradesh	13	6	0	1	2	1	23	37	22	46	13	10	5	133	156
Assam	12614	7649	8510	4996	3359	3585	40713	22898	18282	29670	9364	3518	2582	86314	127027
Bihar	32888	6486	7473	4447	3516	4347	59157	335203	216794	481138	158237	27784	12474	1231630	1290787
Chandigarh	288	16	3	2	8	242	559	946	534	2900	996	90	49	5515	6074
Chhattisgarh	6276	669	2837	272	230	333	10617	8642	6151	17433	7724	3133	338	43421	54038
D&N Haveli	129	8	5	4	34	10	190	68	64	177	45	3	0	357	547
Daman & Diu	0	0	0	0	0	0	0	3	6	13	7	1	0	30	30
Delhi	2687	65	0	732	35	117	3636	5127	3330	9835	1990	473	353	21108	24744
Goa	138	34	7	17	0	8	204	1008	779	2990	1057	197	14	6045	6249
Gujarat	89598	3035	9793	1398	881	1744	106449	549101	561184	1176033	368315	67494	6198	2728325	2834774
Haryana	43972	1593	3609	1380	3692	12510	66756	135434	106788	269081	79443	24344	8473	623563	690319
Himachal Pradesh	1291	36	333	17	7	67	1751	6133	5236	17489	3862	1069	202	33991	35742
Jammu & Kashmir	21551	668	2877	1580	262	766	27704	57964	34446	110085	15824	4835	2143	225297	253001
Jharkhand	16869	6386	6481	2947	1701	1865	36249	58356	41822	71866	16378	6232	3021	197675	233924
Karnataka	30233	2477	11845	2846	1610	972	49983	437065	311579	1061981	264887	40869	8417	2124798	2174781
Kerala	37145	697	423	307	270	1209	40051	118734	89719	234711	41606	4407	2744	491921	531972
Lakshadweep	26	3	24	0	0	3	56	50	44	75	21	13	2	205	261
Madhya Pradesh	23021	2735	9137	1427	971	890	38181	83836	55196	121743	49648	11816	3210	325449	363630
Maharashtra	33687	5373	19816	3648	1937	1060	65521	511812	475847	1456998	410217	50936	14279	2920089	2985610
Manipur	237	90	13	12	8	4	364	1607	1273	2260	182	240	19	5581	5945
Meghalaya	820	73	137	24	0	189	1243	1153	1331	5294	939	467	389	9573	10816
Mizoram	514	187	44	54	6	57	862	903	580	1872	534	456	76	4421	5283
Nagaland	772	504	508	350	113	136	2383	1097	850	1289	639	430	120	4425	6808
Odisha	2462	1101	2094	377	398	130	6562	8090	5485	11272	4120	1310	624	30901	37463
Puducherry	38	7	4	4	4	0	57	246	247	541	90	58	10	1192	1249
Punjab	32696	2382	7201	3214	8493	6075	60061	311188	264696	830571	199751	18729	9292	1634227	1694288
Rajasthan	76157	4478	7570	2821	3716	11040	105782	341366	248036	595662	196659	38924	9107	1429754	1535536
Sikkim	177	22	136	10	25	5	375	586	428	914	186	54	10	2178	2553
Tamil Nadu	49253	12255	12129	6403	4722	2357	87119	415477	321646	765117	188352	37294	14291	1742177	1829296
Telangana	12128	2936	5917	2382	1829	1455	26647	42965	28127	74744	21129	8480	2633	178078	204725
Tripura	210	80	49	48	2	16	405	923	800	1509	586	75	10	3903	4308
Uttar Pradesh	101655	9293	30521	4842	13202	4270	163783	536893	377766	852618	251958	39871	18628	2077734	2241517
Uttarakhand	15148	452	3081	406	270	410	19767	53696	40327	112717	27576	5519	1681	241516	261283
West Bengal	18931	4440	6220	2067	2094	1912	35664	45530	34116	56376	19085	8060	3725	166892	202556
Total	678301	80208	165991	52172	56674	59808	1093154	4206158	3344145	8600734	2394777	424073	133050	19102937	20196091

Table 3 - State-wise Details of Exotic Cattle by Age, Sex and Use (All)

State/ Union Territory	Breed Name: Jersey														
	Male							Female							Total Male + Female (8+15)
	Up to 1 & 1/2 Years	Over 1 & 1/2 Years					Total Male (2+3+ 4+ 5+ 6+7)	Under 1 year	1 to 2 & 1/2 years	Over 2 & 1/2 Years				Total Female (9+10+ 11+ 12+ 13+14)	
		Used for breed- ing only	Used for Agri- culture only	Used for Agricul- ture & breeding only	Used for Bullock cart / Farm opera- tion	Oth- ers				In milk	Dry	Not calved once	Others		
11															
1	2	3	4	5	6	7	8	9	10	11	12	13	14	15	16
A&N Islands	35	30	15	3	2	3	88	389	165	430	197	11	3	1195	1283
Andhra Pradesh	2	0	0	0	0	0	2	18	15	22	9	2	0	66	68
Arunachal Pradesh	54	17	4	5	0	10	90	36	41	83	16	6	5	187	277
Assam	4150	1298	1637	437	304	361	8187	20015	14181	24272	7692	2248	1347	69755	77942
Bihar	7296	1164	1264	430	275	463	10892	83259	63655	108008	33656	9214	4538	302330	313222
Chandigarh	32	0	0	1	0	25	58	37	25	75	54	0	22	213	271
Chhattisgarh	2854	441	2445	354	171	168	6433	5586	4509	8921	4593	1552	362	25523	31956
D&N Haveli	62	9	3	7	2	0	83	19	4	45	6	3	0	77	160
Daman & Diu	13	0	0	0	0	0	13	17	18	49	34	2	0	120	133
Delhi	833	0	0	0	8	4	845	508	121	1225	221	51	0	2126	2971
Goa	0	0	0	0	0	0	0	0	0	1	0	0	0	1	1
Gujarat	3061	637	2664	624	200	313	7499	19699	24721	37738	12702	1832	794	97486	104985
Haryana	572	17	140	16	44	24	813	3897	2336	7167	2102	307	156	15965	16778
Himachal Pradesh	697	67	707	50	9	17	1547	3469	2255	9371	2259	418	105	17877	19424
Jammu & Kashmir	3479	515	1581	816	105	169	6665	11362	5961	22947	4485	1281	687	46723	53388
Jharkhand	4503	1362	2175	480	318	346	9184	21714	17342	31733	9608	2302	985	83684	92868
Kerala	986	101	68	47	71	49	1322	4277	2945	6633	1318	817	406	16396	17718
Lakshadweep	15	13	4	1	1	2	36	32	44	40	9	5	0	130	166
Madhya Pradesh	4825	1295	1667	325	151	137	8400	32876	18442	47234	13632	2002	1053	115239	123639
Maharashtra	6480	1487	11391	1683	970	349	22360	54016	45018	120064	39125	8056	5156	271435	293795
Manipur	129	55	1	2	10	17	214	430	323	618	209	136	38	1754	1968
Meghalaya	15	31	2	0	0	0	48	27	42	62	18	23	0	172	220
Mizoram	305	107	213	86	20	22	753	293	267	515	239	243	53	1610	2363
Nagaland	90	82	20	29	0	24	245	129	92	168	68	68	14	539	784
Odisha	4928	658	3831	1123	756	160	11456	21230	12196	24836	8704	2631	1574	71171	82627
Puducherry	15	4	0	0	0	0	19	259	203	558	127	50	0	1197	1216
Punjab	474	44	211	68	40	85	922	5668	5337	16484	3180	457	193	31319	32241
Rajasthan	3471	380	738	177	83	184	5033	22058	14984	36076	12858	2130	974	89080	94113
Sikkim	343	49	290	42	7	0	731	1921	945	2753	612	144	49	6424	7155
Tamil Nadu	5793	2927	2323	1148	1016	784	13991	42035	32758	64533	17554	4684	3240	164804	178795
Telangana	3343	762	2311	1160	215	77	7868	16927	10607	28779	6402	2630	719	66064	73932
Tripura	1526	157	226	52	27	33	2021	6333	4712	6961	2454	718	320	21498	23519
Uttar Pradesh	22448	3674	10888	2354	4019	1471	44854	223709	193750	327969	95618	20754	15704	877504	922358
Uttarakhand	350	156	322	121	148	99	1196	4527	2525	7748	1336	179	205	16520	17716
West Bengal	16707	3788	6061	1385	907	1839	30687	67890	60791	83000	25602	8753	5893	251929	282616
Total	99886	21327	53202	13026	9879	7235	204555	674662	541330	1027118	306699	73709	44595	2668113	2872668

Table 4 - State-wise Details of Exotic Crossbred Cattle by Age, Sex and Use (All)

State/ Union Territory	Breed Name: Crossbred Jersey														
	Male							Female							Total Male + Female (8+15)
	Up to 1 & 1/2 Years	Over 1 & 1/2 Years					Total Male (2+3+ 4+ 5+ 6+7)	Under 1 year	1 to 2 & 1/2 years	Over 2 & 1/2 Years				Total Female (9+10+ 11+ 12+ 13+14)	
		Used for breed- ing only	Used for Agri- culture only	Used for Agricul- ture & breeding only	Used for Bullock cart / Farm opera- tion	Oth- ers				In milk	Dry	Not calved once	Others		
11															
1	2	3	4	5	6	7	8	9	10	11	12	13	14	15	16
A&N Islands	970	156	29	77	14	24	1270	2089	1799	3805	2005	300	80	10078	11348
Andhra Pradesh	79857	7134	32234	5923	13685	2973	141806	372613	264091	596761	151049	58117	25707	1468338	1610144
Arunachal Pradesh	654	331	259	48	1	87	1380	797	873	1895	553	290	157	4565	5945
Assam	31099	6385	7354	3054	2493	2827	53212	123276	92035	143853	49087	13490	9900	431641	484853
Bihar	52779	6846	8000	4118	3840	6694	82277	596172	401996	830309	285850	48442	19799	2182568	2264845
Chandigarh	45	0	0	0	1	78	124	80	74	243	212	15	5	629	753
Chhattisgarh	18409	1092	11594	543	571	598	32807	27085	18567	43568	24914	9512	969	124615	157422
D&N Haveli	73	13	2	1	43	10	142	35	29	126	35	0	0	225	367
Daman & Diu	0	0	0	0	0	0	0	1	0	0	5	1	0	7	7
Delhi	2684	204	0	1015	80	172	4155	4069	1784	7359	2531	733	409	16885	21040
Goa	1011	129	84	44	9	138	1415	3718	3342	8609	3144	836	185	19834	21249
Gujarat	9352	643	2459	229	251	519	13453	45375	44812	88086	31520	7855	1037	218685	232138
Haryana	4504	166	538	95	447	643	6393	18221	12809	35080	9402	2653	861	79026	85419
Himachal Pradesh	45249	1085	51947	2195	337	2291	103104	169787	123012	465660	116478	22919	4524	902380	1005484
Jammu & Kashmir	126485	4348	22649	8014	973	4477	166946	249125	126783	481309	53938	22798	9366	943319	1110265
Jharkhand	12782	1914	4659	1348	684	1102	22489	54829	35662	90462	22142	5936	3056	212087	234576
Karnataka	53730	3336	12461	1622	1240	1564	73953	387293	250044	760306	206687	36825	8186	1649341	1723294
Kerala	61535	816	887	518	571	2188	66515	157132	111656	284894	52993	5547	3526	615748	682263
Lakshadweep	40	8	5	12	1	40	106	135	128	180	90	22	11	566	672
Madhya Pradesh	77146	6506	19175	2684	1248	1928	108687	279280	174072	413289	151529	27077	8342	1053589	1162276
Maharashtra	45157	3912	32338	4072	3193	1034	89706	201053	141112	386969	141427	20321	7847	898729	988435
Manipur	330	62	27	59	51	41	570	2432	1760	2942	435	619	85	8273	8843
Meghalaya	1431	40	40	14	3	137	1665	2200	1331	13316	749	302	212	18110	19775
Mizoram	853	357	69	136	11	80	1506	1394	1048	2781	1005	902	193	7323	8829
Nagaland	646	560	230	236	31	170	1873	1247	1503	2465	715	1086	151	7167	9040
Odisha	95091	6723	95152	4044	7951	2605	211566	333947	200219	469975	169572	32507	8248	1214468	1426034
Puducherry	2221	134	113	86	240	46	2840	15088	12845	22756	6811	2098	717	60315	63155
Punjab	2461	196	738	272	499	197	4363	24027	19310	62317	14146	1412	470	121682	126045
Rajasthan	21301	1523	2425	964	1205	2478	29896	120314	82986	196183	65667	13236	3446	481832	511728
Sikkim	9808	637	9392	1981	266	357	22441	20591	12156	35294	9592	4639	648	82920	105361
Tamil Nadu	191448	36010	39518	17384	17901	9463	311724	1376977	982784	2154114	560809	123731	55496	5253911	5565635
Telangana	15926	2069	5808	1276	1438	584	27101	66847	37540	110064	26903	9474	2907	253735	280836
Tripura	4490	327	375	158	43	62	5455	21922	17984	24709	9526	3394	629	78164	83619
Uttar Pradesh	87194	7705	28144	4007	10537	4596	142183	550262	404030	813931	263175	40495	22331	2094224	2236407
Uttarakhand	12959	588	9068	527	486	581	24209	64768	39984	120463	26564	5514	1637	258930	283139
West Bengal	201776	17518	49090	8230	8178	9804	294596	686527	535873	870569	279829	98758	34000	2505556	2800152
Total	1271496	119473	446863	74986	78522	60588	2051928	5980708	4156033	9544642	2741089	621856	235137	23279465	25331393

Table 5 - State-wise Details of Other Exotic- Crossbred Cattle by Age, Sex and Use

State/ Union Territory	Breed Name: Other Exotic Crossbred														
	Male							Female							Total Male + Female (8+15)
	Up to 1 & 1/2 Years	Over 1 & 1/2 Years					Total Male (2+3+ 4+ 5+ 6+7)	Under 1 year	1 to 2 & 1/2 years	Over 2 & 1/2 Years				Total Female (9+10+ 11+ 12+ 13+14)	
		Used for breed- ing only	Used for Agri- culture only	Used for Agricul- ture & breeding only	Used for Bullock cart / Farm opera- tion	Oth- ers				In milk	Dry	Not calved once	Others		
1	2	3	4	5	6	7	8	9	10	11	12	13	14	15	16
A&N Islands	259	10	7	13	1	1	291	196	219	420	110	21	2	968	1259
Andhra Pradesh	1247	403	2516	399	1457	222	6244	3707	3306	6126	1704	760	497	16100	22344
Arunachal Pradesh	61	22	3	4	0	1	91	57	119	129	89	35	5	434	525
Assam	5149	1554	6478	1332	119	751	15383	10705	4830	17661	6185	532	679	40592	55975
Bihar	3140	340	620	166	184	151	4601	22461	18125	27887	11303	1440	990	82206	86807
Chandigarh	1	0	0	0	0	0	1	15	9	30	7	0	0	61	62
Chhattisgarh	875	68	4416	55	72	32	5518	679	806	979	812	230	106	3612	9130
D&N Haveli	2	0	0	0	0	0	2	3	0	0	0	0	0	3	5
Daman & Diu	1	1	2	2	4	10	20	0	0	0	0	0	0	0	20
Delhi	0	0	0	0	0	0	0	0	0	0	0	0	0	0	0
Goa	4	1	0	0	0	13	18	4	1	4	0	0	0	9	27
Gujarat	1145	390	613	90	51	23	2312	3559	4623	8630	2749	721	178	20460	22772
Haryana	9680	1131	1044	296	1009	6026	19186	19321	15386	34728	12820	3176	3535	88966	108152
Himachal Pradesh	67	0	486	4	1	4	562	186	302	464	172	21	17	1162	1724
Jammu & Kashmir	464	68	381	49	14	31	1007	1136	621	2459	931	392	79	5618	6625
Jharkhand	3199	588	2726	2137	483	419	9552	6740	4968	9274	2832	616	300	24730	34282
Karnataka	366	152	754	291	39	108	1710	1642	1919	3160	1200	292	164	8377	10087
Kerala	832	34	54	38	23	96	1077	1928	1501	3617	788	419	153	8406	9483
Lakshadweep	7	4	2	4	0	0	17	4	6	9	2	0	0	21	38
Madhya Pradesh	904	357	870	239	109	71	2550	3518	2235	5013	1784	280	257	13087	15637
Maharashtra	3713	777	12497	1162	894	267	19310	9997	7180	21374	7897	1040	580	48068	67378
Manipur	22	11	12	13	1	19	78	40	34	49	37	5	20	185	263
Meghalaya	243	31	6	144	0	136	560	192	133	373	94	114	79	985	1545
Mizoram	181	56	51	65	20	19	392	237	232	497	230	167	18	1381	1773
Nagaland	194	142	95	86	9	19	545	259	197	274	63	67	26	886	1431
Odisha	2444	217	2080	165	642	151	5699	5404	3446	8310	3224	748	202	21334	27033
Puducherry	10	2	2	2	10	4	30	23	32	36	9	8	34	142	172
Punjab	1148	143	458	205	510	223	2687	10678	9046	27584	7049	824	261	55442	58129
Rajasthan	1510	241	300	146	311	252	2760	5045	4518	8565	3163	896	226	22413	25173
Sikkim	135	7	265	2	0	48	457	91	142	295	64	41	12	645	1102
Tamil Nadu	2093	1091	1711	820	954	736	7405	10310	8166	14988	5072	1604	1616	41756	49161
Telangana	621	315	2404	576	203	83	4202	2490	1831	3736	1532	551	211	10351	14553
Tripura	1222	88	147	72	11	9	1549	4079	3092	4100	1330	327	112	13040	14589
Uttar Pradesh	10626	1807	6628	1068	1907	969	23005	52886	42122	80619	22839	4380	4484	207330	230335
Uttarakhand	331	30	151	82	40	63	697	1177	840	2197	446	83	64	4807	5504
West Bengal	4665	700	2244	334	218	336	8497	13868	8826	17806	4783	1906	731	47920	56417
Total	56561	10781	50023	10061	9296	11293	148015	192637	148813	311393	101320	21696	15638	791497	939512

Table 6 - State-wise Details of Indigenous (pure) Cattle by Age, Sex and Use (All)

State/ Union Territory	Breed Name: Amritmahal														
	Up to 2 Years	Male						Female							Total Male + Female (8+15)
		Over 2 Years					Total Male (2+3+ 4+ 5+ 6+7)	Under 1 year	1 to 3 years	Over 3 Years				Total Female (9+10+ 11+ 12+ 13+14)	
		Used for breed- ing only	Used for Agri- culture only	Used for Agriculture & breeding only	Used for Bullock cart / Farm opera- tion	Others				In milk	Dry	Not calved once	Others		
1	2	3	4	5	6	7	8	9	10	11	12	13	14	15	16
Andhra Pradesh	13	2	19	2	22	0	58	26	32	51	16	13	0	138	196
Chhattisgarh	0	0	5	0	6	0	11	3	2	5	0	0	0	10	21
Daman & Diu	0	0	0	0	0	0	0	1	3	1	1	0	0	6	6
Gujarat	0	0	0	0	0	0	0	1	0	4	0	0	0	5	5
Haryana	0	0	0	0	0	0	0	1	1	2	0	0	0	4	4
Karnataka	6675	1037	37302	1554	1235	514	48317	11978	9060	20730	11236	2953	389	56346	104663
Kerala	1	0	0	0	0	10	11	9	12	24	2	0	0	47	58
Maharashtra	3	1	0	0	0	0	4	5	0	15	0	0	0	20	24
Nagaland	3	2	3	3	1	1	13	0	0	0	0	0	0	0	13
Total	6695	1042	37329	1559	1264	525	48414	12024	9110	20832	11255	2966	389	56576	104990

Table 7 - State-wise Details of Indigenous (graded) Cattle by Age, Sex and Use (All)

State/ Union Territory	Breed Name: Amritmahal Graded														
	Up to 2 Years	Male						Female							Total Male + Female (8+15)
		Over 2 Years					Total Male (2+3+ 4+ 5+ 6+7)	Under 1 year	1 to 3 years	Over 3 Years				Total Female (9+10+ 11+ 12+ 13+14)	
		Used for breed- ing only	Used for Agri- culture only	Used for Agriculture & breeding only	Used for Bullock cart / Farm opera- tion	Others				In milk	Dry	Not calved once	Others		
1	2	3	4	5	6	7	8	9	10	11	12	13	14	15	16
Andhra Pradesh	12	0	16	0	10	1	39	13	20	15	8	7	0	63	102
Chhattisgarh	0	0	59	0	14	0	73	1	1	2	0	0	0	4	77
Haryana	0	0	0	0	0	0	0	0	0	2	0	0	0	2	2
Karnataka	15712	1324	71038	1453	1794	852	92173	20347	18125	37888	22360	4435	834	103989	196162
Kerala	2	0	0	0	4	5	11	0	3	2	2	0	0	7	18
Punjab	0	0	2	0	0	0	2	0	0	0	0	0	0	0	2
Telangana	0	0	0	0	0	0	0	0	0	0	1	0	0	1	1
Total	15726	1324	71115	1453	1822	858	92298	20361	18149	37909	22371	4442	834	104066	196364

Table 8 - State-wise Details of Indigenous (pure) Cattle by Age, Sex and Use (All)

State/ Union Territory	Breed Name: Bachaur														
	Male							Female							Total Male + Female (8+15)
	Up to 2 Years	Over 2 Years					Total Male (2+3+ 4+ 5+ 6+7)	Under 1 year	1to 3 years	Over 3 Years				Total Female (9+10+ 11+ 12+ 13+14)	
		Used for breed- ing only	Used for Agri- culture only	Used for Agriculture & breeding only	Used for Bullock cart / Farm operation	Others				In milk	Dry	Not calved once	Others		
1	2	3	4	5	6	7	8	9	10	11	12	13	14	15	
Bihar	37145	10320	24550	9110	6231	3506	90862	191766	161981	215564	80261	28461	18458	696491	787353
Chhattisgarh	5	0	2	4	0	0	11	2	1	0	0	0	0	3	14
Daman & Diu	0	0	0	0	0	0	0	20	13	3	3	0	2	41	41
Jharkhand	205100	67415	575704	64933	48026	17371	978549	365755	368339	429224	205863	53381	26725	1449287	2427836
Kerala	1	0	0	0	0	0	1	3	5	2	1	3	0	14	15
Total	242251	77735	600256	74047	54257	20877	1069423	557546	530339	644793	286128	81845	45185	2145836	3215259

Table 9 - State-wise Details of Indigenous (graded) Cattle by Age, Sex and Use (All)

State/ Union Territory	Breed Name: Bachaur Graded														
	Male							Female							Total Male + Female (8+15)
	Up to 2 Years	Over 2 Years					Total Male (2+3+ 4+ 5+ 6+7)	Under 1 year	1to 3 years	Over 3 Years				Total Female (9+10+ 11+ 12+ 13+14)	
		Used for breed- ing only	Used for Agri- culture only	Used for Agriculture & breeding only	Used for Bullock cart / Farm operation	Others				In milk	Dry	Not calved once	Others		
1	2	3	4	5	6	7	8	9	10	11	12	13	14	15	
Bihar	6816	954	4067	926	799	430	13992	56278	46288	64658	26087	6171	3187	202669	216661
Chhattisgarh	0	0	6	0	0	0	6	2	1	2	1	1	2	9	15
Jharkhand	76072	19390	228032	11537	31456	4068	370555	142314	126553	164082	89205	14503	6751	543408	913963
Kerala	0	0	0	0	0	0	0	3	4	5	13	3	14	42	42
Total	82888	20344	232105	12463	32255	4498	384553	198597	172846	228747	115306	20678	9954	746128	1130681

Table 10 - State-wise Details of Indigenous (pure) Cattle by Age, Sex and Use (All)

State/ Union Territory	Breed Name: Badri														
	Male							Female							Total Male + Female (8+15)
	Up to 2 Years	Over 2 Years					Total Male (2+3+ 4+ 5+ 6+7)	Under 1 year	1to 3 years	Over 3 Years				Total Female (9+10+ 11+ 12+ 13+14)	
		Used for breed- ing only	Used for Agri- culture only	Used for Agriculture & breeding only	Used for Bullock cart / Farm operation	Others				In milk	Dry	Not calved once	Others		
1	2	3	4	5	6	7	8	9	10	11	12	13	14	15	
Chhattisgarh	0	0	210	8	0	0	218	3	1	4	0	2	0	10	228
Uttarakhand	40826	3646	203421	10381	590	2787	261651	118701	72578	192378	82007	11024	2757	479445	741096
Total	40826	3646	203631	10389	590	2787	261869	118704	72579	192382	82007	11026	2757	479455	741324

Table 11 - State-wise Details of Indigenous (graded) Cattle by Age, Sex and Use (All)

State/ Union Territory	Breed Name: Badri Graded														
	Up to 2 Years	Male						Female							Total Male + Female (8+15)
		Over 2 Years					Total Male (2+3+ 4+ 5+ 6+7)	Under 1 year	1 to 3 years	Over 3 Years				Total Female (9+10+ 11+ 12+ 13+14)	
		Used for breed- ing only	Used for Agri- culture only	Used for Agriculture & breeding only	Used for Bullock cart / Farm opera- tion	Others				In milk	Dry	Not calved once	Others		
1	2	3	4	5	6	7	8	9	10	11	12	13	14	15	16
Andhra Pradesh	0	0	0	0	0	0	0	0	3	1	0	0	0	4	4
Chhattisgarh	0	0	0	536	0	0	536	1	0	1	0	0	0	2	538
Uttarakhand	13972	916	1521	75677	370	360	92816	37653	24875	65396	23193	2872	697	154686	247502
West Bengal	0	0	0	0	0	0	0	1	2	1	1	1	1	7	7
Total	13972	916	1521	76213	370	360	93352	37655	24880	65399	23194	2873	698	154699	248051

Table 12 - State-wise Details of Indigenous (pure) Cattle by Age, Sex and Use (All)

State/ Union Territory	Breed Name: Bargur														
	Up to 2 Years	Male						Female							Total Male + Female (8+15)
		Over 2 Years					Total Male (2+3+ 4+ 5+ 6+7)	Under 1 year	1 to 3 years	Over 3 Years				Total Female (9+10+ 11+ 12+ 13+14)	
		Used for breed- ing only	Used for Agri- culture only	Used for Agriculture & breeding only	Used for Bullock cart / Farm opera- tion	Others				In milk	Dry	Not calved once	Others		
1	2	3	4	5	6	7	8	9	10	11	12	13	14	15	16
Chhattisgarh	0	0	56	0	0	0	56	0	0	0	0	0	0	0	56
Delhi	0	0	0	0	0	0	0	0	0	0	0	0	0	0	0
Haryana	1	0	0	0	0	0	1	0	0	2	0	0	0	2	3
Tamil Nadu	2833	2388	4092	840	931	339	11423	7660	7502	7543	4506	2807	800	30818	42241
Total	2834	2388	4148	840	931	339	11480	7660	7502	7545	4506	2807	800	30820	42300

Table 13 - State-wise Details of Indigenous (graded) Cattle by Age, Sex and Use (All)

State/ Union Territory	Breed Name: Bargur Graded														
	Up to 2 Years	Male						Female							Total Male + Female (8+15)
		Over 2 Years					Total Male (2+3+ 4+ 5+ 6+7)	Under 1 year	1 to 3 years	Over 3 Years				Total Female (9+10+ 11+ 12+ 13+14)	
		Used for breed- ing only	Used for Agri- culture only	Used for Agriculture & breeding only	Used for Bullock cart / Farm opera- tion	Others				In milk	Dry	Not calved once	Others		
1	2	3	4	5	6	7	8	9	10	11	12	13	14	15	16
Chhattisgarh	0	0	2	0	0	0	2	0	0	0	0	0	0	0	2
Tamil Nadu	1259	1100	1241	324	327	250	4501	2046	2054	2614	952	577	404	8647	13148
Telangana	5	1	0	0	0	0	6	0	0	1	2	0	0	3	9
Total	1264	1101	1243	324	327	250	4509	2046	2054	2615	954	577	404	8650	13159

Table 14 - State-wise Details of Indigenous (pure) Cattle by Age, Sex and Use (All)

State/ Union Territory	Breed Name: Belahi														
	Up to 2 Years	Male						Female							Total Male + Female (8+15)
		Over 2 Years					Total Male (2+3+ 4+ 5+ 6+7)	Under 1 year	1 to 3 years	Over 3 Years				Total Female (9+10+ 11+ 12+ 13+14)	
		Used for breed- ing only	Used for Agri- culture only	Used for Agricul- ture & breeding only	Used for Bullock cart / Farm opera- tion	Oth- ers				In milk	Dry	Not calved once	Others		
1	2	3	4	5	6	7	8	9	10	11	12	13	14	15	16
Andhra Pradesh	0	1	1	0	0	0	2	0	0	1	0	0	0	1	3
Chhattisgarh	4	0	0	0	0	0	4	1	0	1	0	0	1	3	7
Haryana	344	45	185	33	15	87	709	654	700	1171	733	176	85	3519	4228
Total	348	46	186	33	15	87	715	655	700	1173	733	176	86	3523	4238

Table 15 - State-wise Details of Indigenous (graded) Cattle by Age, Sex and Use (All)

State/ Union Territory	Breed Name : Belahi Graded														
	Up to 2 Years	Male						Female							Total Male + Female (8+15)
		Over 2 Years					Total Male (2+3+ 4+ 5+ 6+7)	Under 1 year	1 to 3 years	Over 3 Years				Total Female (9+10+ 11+ 12+ 13+14)	
		Used for breed- ing only	Used for Agri- culture only	Used for Agricul- ture & breeding only	Used for Bullock cart / Farm opera- tion	Oth- ers				In milk	Dry	Not calved once	Others		
1	2	3	4	5	6	7	8	9	10	11	12	13	14	15	16
Chhattisgarh	0	0	2	0	0	0	2	0	0	0	0	0	0	0	2
Haryana	71	6	12	0	2	44	135	164	179	277	222	43	4	889	1024
Total	71	6	14	0	2	44	137	164	179	277	222	43	4	889	1026

Table 16 - State-wise Details of Indigenous (pure) Cattle by Age, Sex and Use (All)

State/ Union Territory	Breed Name: Binjarpuri														
	Up to 2 Years	Male						Female							Total Male + Female (8+15)
		Over 2 Years					Total Male (2+3+ 4+ 5+ 6+7)	Under 1 year	1 to 3 years	Over 3 Years				Total Female (9+10+ 11+ 12+ 13+14)	
		Used for breed- ing only	Used for Agri- culture only	Used for Agricul- ture & breeding only	Used for Bullock cart / Farm opera- tion	Oth- ers				In milk	Dry	Not calved once	Others		
1	2	3	4	5	6	7	8	9	10	11	12	13	14	15	16
Odisha	5100	869	5590	401	474	199	12633	17460	11965	17476	8257	1171	444	56773	69406

Table 17 - State-wise Details of Indigenous (graded) Cattle by Age, Sex and Use (All)

State/ Union Territory	Breed Name: Binjarpuri Graded														
	Up to 2 Years	Male						Female							Total Male + Female (8+15)
		Over 2 Years					Total Male (2+3+ 4+ 5+ 6+7)	Under 1 year	1 to 3 years	Over 3 Years				Total Female (9+10+ 11+ 12+ 13+14)	
		Used for breed- ing only	Used for Agri- culture only	Used for Agriculture & breeding only	Used for Bullock cart / Farm opera- tion	Others				In milk	Dry	Not calved once	Others		
1	2	3	4	5	6	7	8	9	10	11	12	13	14	15	16
Odisha	964	274	1157	91	90	37	2613	2716	3534	4183	957	242	198	11830	14443

Table 18 - State-wise Details of Indigenous (pure) Cattle by Age, Sex and Use (All)

State/ Union Territory	Breed Name: Dangi														
	Up to 2 Years	Male						Female							Total Male + Female (8+15)
		Over 2 Years					Total Male (2+3+ 4+ 5+ 6+7)	Under 1 year	1 to 3 years	Over 3 Years				Total Female (9+10+ 11+ 12+ 13+14)	
		Used for breed- ing only	Used for Agri- culture only	Used for Agriculture & breeding only	Used for Bullock cart / Farm opera- tion	Others				In milk	Dry	Not calved once	Others		
1	2	3	4	5	6	7	8	9	10	11	12	13	14	15	16
Andhra Pradesh	0	0	0	0	0	0	0	0	0	0	0	0	0	0	0
Chhattisgarh	0	0	2	0	0	0	2	0	0	0	0	0	0	0	2
D&N Haveli	59	14	41	15	13	0	142	22	10	52	12	2	0	98	240
Daman & Diu	0	0	0	0	0	0	0	1	2	1	1	3	2	10	10
Gujarat	1759	1053	10685	423	447	169	14536	4212	5165	8061	3303	865	504	22110	36646
Haryana	0	0	0	0	1	0	1	1	0	1	1	0	0	3	4
Maharashtra	6922	1322	26540	4550	3656	418	43408	13015	9429	22919	11175	1766	1357	59661	103069
Total	8740	2389	37268	4988	4117	587	58089	17251	14606	31034	14492	2636	1863	81882	139971

Table 19 - State-wise Details of Indigenous (graded) Cattle by Age, Sex and Use (All)

State/ Union Territory	Breed Name: Dangi Graded														
	Up to 2 Years	Male						Female							Total Male + Female (8+15)
		Over 2 Years					Total Male (2+3+ 4+ 5+ 6+7)	Under 1 year	1 to 3 years	Over 3 Years				Total Female (9+10+ 11+ 12+ 13+14)	
		Used for breed- ing only	Used for Agri- culture only	Used for Agriculture & breeding only	Used for Bullock cart / Farm opera- tion	Others				In milk	Dry	Not calved once	Others		
1	2	3	4	5	6	7	8	9	10	11	12	13	14	15	16
Chhattisgarh	1	0	10	4	0	1	16	0	0	0	1	0	0	1	17
D&N Haveli	7	6	8	4	0	0	25	10	1	1	0	0	0	12	37
Delhi	0	0	0	0	0	0	0	0	0	0	0	0	0	0	0
Gujarat	920	430	2614	168	1746	48	5926	4217	5093	7526	2858	847	341	20882	26808
Haryana	0	0	0	0	0	0	0	0	0	1	0	0	0	1	1
Maharashtra	1912	278	6495	1352	794	150	10981	3034	3039	4368	2678	439	322	13880	24861
Total	2840	714	9127	1528	2540	199	16948	7261	8133	11896	5537	1286	663	34776	51724

Table 20 - State-wise Details of Indigenous (pure) Cattle by Age, Sex and Use (All)

State/ Union Territory	Breed Name: Deoni														
	Up to 2 Years	Male						Female							Total Male + Female (8+15)
		Over 2 Years					Total Male (2+3+ 4+ 5+ 6+7)	Under 1 year	1 to 3 years	Over 3 Years				Total Female (9+10+ 11+ 12+ 13+14)	
		Used for breed- ing only	Used for Agri- culture only	Used for Agricul- ture & breeding only	Used for Bullock cart / Farm opera- tion	Others				In milk	Dry	Not calved once	Others		
1	2	3	4	5	6	7	8	9	10	11	12	13	14	15	16
Andhra Pradesh	1	0	0	0	0	0	1	2	0	1	1	1	0	5	6
Chhattisgarh	0	0	5	6	0	0	11	1	1	1	2	0	0	5	16
Goa	0	0	0	0	0	0	0	0	0	0	1	0	0	1	1
Karnataka	3191	592	19600	298	300	234	24215	4866	2828	7768	3222	400	86	19170	43385
Kerala	0	0	0	0	0	0	0	0	1	0	0	0	0	1	1
Maharashtra	9125	1111	26632	3074	1229	282	41453	16740	12349	28160	9552	1366	909	69076	110529
Telangana	2125	1170	6950	1024	1306	912	13487	3546	3281	5087	2051	1163	1103	16231	29718
Total	14442	2873	53187	4402	2835	1428	79167	25155	18460	41017	14829	2930	2098	104489	183656

Table 21 - State-wise Details of Indigenous (graded) Cattle by Age, Sex and Use (All)

State/ Union Territory	Breed Name: Deoni Graded														
	Up to 2 Years	Male						Female							Total Male + Female (8+15)
		Over 2 Years					Total Male (2+3+ 4+ 5+ 6+7)	Under 1 year	1 to 3 years	Over 3 Years				Total Female (9+10+ 11+ 12+ 13+14)	
		Used for breed- ing only	Used for Agri- culture only	Used for Agricul- ture & breeding only	Used for Bullock cart / Farm opera- tion	Others				In milk	Dry	Not calved once	Others		
1	2	3	4	5	6	7	8	9	10	11	12	13	14	15	16
Chhattisgarh	0	0	33	2	0	2	37	0	0	5	0	0	0	5	42
Karnataka	6619	599	18386	293	1221	44	27162	10664	5185	16797	6437	1209	144	40436	67598
Kerala	0	0	3	0	0	0	3	0	0	0	0	0	0	0	3
Maharashtra	850	139	2428	508	1559	74	5558	1859	1508	2845	1253	253	142	7860	13418
Rajasthan	0	0	0	0	4	0	4	4	3	4	1	2	0	14	18
Telangana	1309	755	3687	470	675	136	7032	2925	2564	4277	1529	977	303	12575	19607
Total	8778	1493	24537	1273	3459	256	39796	15452	9260	23928	9220	2441	589	60890	100686

Table 22 - State-wise Details of Indigenous (pure) Cattle by Age, Sex and Use (All)

State/ Union Territory	Breed Name: Gangatiri														
	Up to 2 Years	Male						Female							Total Male + Female (8+15)
		Over 2 Years					Total Male (2+3+ 4+ 5+ 6+7)	Under 1 year	1 to 3 years	Over 3 Years				Total Female (9+10+ 11+ 12+ 13+14)	
		Used for breed- ing only	Used for Agri- culture only	Used for Agricul- ture & breeding only	Used for Bullock cart / Farm opera- tion	Others				In milk	Dry	Not calved once	Others		
1	2	3	4	5	6	7	8	9	10	11	12	13	14	15	16
Bihar	2	5	2	5	2	4	20	15	8	19	11	2	2	57	77
Chhattisgarh	17	39	147	106	0	0	309	0	0	0	0	0	0	0	309
Kerala	1	1	0	0	0	0	2	0	0	0	0	0	0	0	2
Uttar Pradesh	6676	1061	9109	1697	958	468	19969	53428	51859	73455	26960	8457	8637	222796	242765
Total	6696	1106	9258	1808	960	472	20300	53443	51867	73474	26971	8459	8639	222853	243153

Table 23 - State-wise Details of Indigenous (graded) Cattle by Age, Sex and Use (All)

State/ Union Territory	Breed Name: Gangatiri Graded														
	Male							Female							Total Male + Female (8+15)
	Up to 2 Years	Over 2 Years					Total Male (2+3+ 4+ 5+ 6+7)	Under 1 year	1 to 3 years	Over 3 Years				Total Female (9+10+ 11+ 12+ 13+14)	
		Used for breed- ing only	Used for Agri- culture only	Used for Agriculture & breeding only	Used for Bullock cart / Farm operation	Oth- ers				In milk	Dry	Not calved once	Others		
1	2	3	4	5	6	7	8	9	10	11	12	13	14	15	16
Bihar	1	0	1	0	0	0	2	5	9	9	3	1	0	27	29
Chhattisgarh	0	0	4	0	0	0	4	7	8	8	3	13	0	39	43
Uttar Pradesh	6089	721	4954	583	581	396	13324	62997	59239	89344	35813	5682	4921	257996	271320
Total	6090	721	4959	583	581	396	13330	63009	59256	89361	35819	5696	4921	258062	271392

Table 24 - State-wise Details of Indigenous (pure) Cattle by Age, Sex and Use (All)

State/ Union Territory	Breed Name: Gaolao														
	Male							Female							Total Male + Female (8+15)
	Up to 2 Years	Over 2 Years					Total Male (2+3+ 4+ 5+ 6+7)	Under 1 year	1 to 3 years	Over 3 Years				Total Female (9+10+ 11+ 12+ 13+14)	
		Used for breed- ing only	Used for Agri- culture only	Used for Agriculture & breeding only	Used for Bullock cart / Farm operation	Oth- ers				In milk	Dry	Not calved once	Others		
1	2	3	4	5	6	7	8	9	10	11	12	13	14	15	16
Madhya Pradesh	4207	899	12421	644	803	153	19127	10894	7758	13128	8372	1601	747	42500	61627
Maharashtra	3112	617	14868	300	1697	522	21116	5978	7263	9768	5654	896	261	29820	50936
Total	7319	1516	27289	944	2500	675	40243	16872	15021	22896	14026	2497	1008	72320	112563

Table 25 - State-wise Details of Indigenous (graded) Cattle by Age, Sex and Use (All)

State/ Union Territory	Breed Name: Gaolao Graded														
	Male							Female							Total Male + Female (8+15)
	Up to 2 Years	Over 2 Years					Total Male (2+3+ 4+ 5+ 6+7)	Under 1 year	1 to 3 years	Over 3 Years				Total Female (9+10+ 11+ 12+ 13+14)	
		Used for breed- ing only	Used for Agri- culture only	Used for Agriculture & breeding only	Used for Bullock cart / Farm operation	Oth- ers				In milk	Dry	Not calved once	Others		
1	2	3	4	5	6	7	8	9	10	11	12	13	14	15	16
Madhya Pradesh	3231	668	9606	693	1001	120	15319	9393	6857	10960	6835	1568	764	36377	51696
Maharashtra	2360	284	4200	171	1304	84	8403	3856	2451	4672	2509	565	172	14225	22628
Total	5591	952	13806	864	2305	204	23722	13249	9308	15632	9344	2133	936	50602	74324

Table 26 - State-wise Details of Indigenous (pure) Cattle by Age, Sex and Use (All)

State/ Union Territory	Breed Name: Ghumusari														
	Male							Female							Total Male + Female (8+15)
	Up to 2 Years	Over 2 Years					Total Male (2+3+ 4+ 5+ 6+7)	Under 1 year	1 to 3 years	Over 3 Years				Total Female (9+10+ 11+ 12+ 13+14)	
		Used for breed- ing only	Used for Agri- culture only	Used for Agricul- ture & breeding only	Used for Bullock cart / Farm opera- tion	Oth- ers				In milk	Dry	Not calved once	Others		
1	2	3	4	5	6	7	8	9	10	11	12	13	14	15	16
Chhattisgarh	0	0	0	0	0	0	0	0	0	1	1	0	0	2	2
Odisha	2961	887	7987	418	493	126	12872	5602	3709	7774	3928	1309	430	22752	35624
Total	2961	887	7987	418	493	126	12872	5602	3709	7775	3929	1309	430	22754	35626

Table 27 - State-wise Details of Indigenous (graded) Cattle by Age, Sex and Use (All)

State/ Union Territory	Breed Name: Ghumusari Graded														
	Male							Female							Total Male + Female (8+15)
	Up to 2 Years	Over 2 Years					Total Male (2+3+ 4+ 5+ 6+7)	Under 1 year	1 to 3 years	Over 3 Years				Total Female (9+10+ 11+ 12+ 13+14)	
		Used for breed- ing only	Used for Agri- culture only	Used for Agricul- ture & breeding only	Used for Bullock cart / Farm opera- tion	Oth- ers				In milk	Dry	Not calved once	Others		
1	2	3	4	5	6	7	8	9	10	11	12	13	14	15	16
Chhattisgarh	0	0	0	0	0	0	0	2	0	2	1	0	0	5	5
Odisha	142	26	794	7	14	0	983	416	414	940	378	65	60	2273	3256
Total	142	26	794	7	14	0	983	418	414	942	379	65	60	2278	3261

Table 28 - State-wise Details of Indigenous (pure) Cattle by Age, Sex and Use (All)

State/ Union Territory	Breed Name: Gir														
	Male							Female							Total Male + Female (8+15)
	Up to 2 Years	Over 2 Years					Total Male (2+3+ 4+ 5+ 6+7)	Under 1 year	1 to 3 years	Over 3 Years				Total Female (9+10+ 11+ 12+ 13+14)	
		Used for breed- ing only	Used for Agri- culture only	Used for Agriculture & breeding only	Used for Bullock cart / Farm opera- tion	Oth- ers				In milk	Dry	Not calved once	Others		
1	2	3	4	5	6	7	8	9	10	11	12	13	14	15	16
Andhra Pradesh	137	36	8	0	1	4	186	252	219	471	185	59	46	1232	1418
Bihar	8	0	2	0	3	1	14	52	50	75	19	2	6	204	218
Chandigarh	0	0	0	0	0	1	1	0	0	0	0	0	0	0	1
Chhattisgarh	75	12	107	7	4	11	216	39	36	42	39	9	4	169	385
D&N Haveli	8	0	10	0	0	0	18	3	0	6	0	0	0	9	27
Daman & Diu	2	1	0	0	0	0	3	8	24	37	22	0	0	91	94
Delhi	0	0	0	0	0	0	0	0	0	0	0	0	0	0	0
Goa	76	11	8	5	0	14	114	108	110	174	95	22	3	512	626
Gujarat	25488	4657	44857	1929	4226	3156	84313	115190	112139	210013	83620	16467	8308	545737	630050
Haryana	268	47	36	9	17	18	395	923	807	1353	451	122	137	3793	4188
Himachal Pradesh	11	3	9	0	0	3	26	3	17	17	7	2	2	48	74
Jharkhand	6041	1693	22734	1248	710	608	33034	15675	13726	16606	5411	1241	919	53578	86612
Karnataka	810	198	238	28	12	60	1346	1384	1555	2651	939	192	56	6777	8123
Kerala	252	23	0	5	2	12	294	407	464	435	180	16	16	1518	1812
Madhya Pradesh	18704	5032	24281	2387	1307	543	52254	52962	36137	72782	33046	10471	2432	207830	260084
Maharashtra	7651	2752	5932	819	1067	325	18546	22863	19541	45433	18775	3148	1214	110974	129520
Odisha	223	8	1670	38	52	10	2001	163	202	244	88	27	3	727	2728
Puducherry	0	0	0	0	0	0	0	0	1	0	0	0	0	1	1
Punjab	84	30	83	8	23	5	233	724	813	1532	304	111	60	3544	3777
Rajasthan	19448	2844	12104	3016	1209	2117	40738	84083	59927	124251	56094	12345	6406	343106	383844
Tamil Nadu	166	35	11	5	13	14	244	286	350	498	223	68	18	1443	1687
Telangana	766	567	833	643	114	101	3024	1247	1316	2486	710	691	166	6616	9640
Uttar Pradesh	1748	514	1258	297	210	307	4334	20824	19984	29079	9623	1903	2185	83598	87932
Uttarakhand	79	17	131	7	1	0	235	122	140	275	75	53	16	681	916
West Bengal	69274	11785	36558	6384	5053	6310	135364	153149	140632	162254	59854	21571	13509	550969	686333
Total	151319	30265	150870	16835	14024	13620	376933	470467	408190	670714	269760	68520	35506	1923157	2300090

Table 29 - State-wise Details of Indigenous (graded) Cattle by Age, Sex and Use (All)

State/ Union Territory	Breed Name : Gir Graded														
	Male							Female							Total Male + Female (8+15)
	Up to 2 Years	Over 2 Years					Total Male (2+3+ 4+ 5+ 6+7)	Under 1 year	1 to 3 years	Over 3 Years				Total Female (9+10+ 11+ 12+ 13+14)	
		Used for breed- ing only	Used for Agri- culture only	Used for Agriculture & breeding only	Used for Bullock cart / Farm opera- tion	Oth- ers				In milk	Dry	Not calved once	Others		
1	2	3	4	5	6	7	8	9	10	11	12	13	14	15	16
A&N Islands	179	8	3	6	0	0	196	195	112	36	15	10	3	371	567
Andhra Pradesh	33	5	2	0	0	1	41	84	52	105	31	18	2	292	333
Bihar	1098	417	542	207	105	79	2448	14560	13374	19274	7024	2167	1709	58108	60556
Chhattisgarh	67481	5750	102236	3878	9181	3396	191922	50905	51171	52403	43677	20984	2500	221640	413562
D&N Haveli	3	0	0	0	0	0	3	9	7	7	2	0	0	25	28
Daman & Diu	1	0	0	0	0	0	1	0	0	2	0	0	0	2	3
Delhi	0	0	0	0	0	0	0	0	0	0	0	0	0	0	0
Goa	9	6	0	0	0	0	15	10	24	24	13	4	0	75	90
Gujarat	55635	8288	88982	1986	10124	2376	167391	213667	186419	373458	155828	24823	4706	958901	1126292
Haryana	230	29	37	6	26	28	356	949	727	1289	398	136	112	3611	3967
Jharkhand	9143	2167	16924	1759	1556	643	32192	16103	12097	18326	6934	2003	795	56258	88450
Karnataka	416	81	271	26	7	15	816	897	664	1589	537	147	29	3863	4679
Kerala	155	6	9	0	0	7	177	250	397	243	42	22	12	966	1143
Madhya Pradesh	27483	3380	31548	2271	1061	1004	66747	71899	48194	97523	47439	7964	3004	276023	342770
Maharashtra	2235	538	2039	229	346	203	5590	5178	4620	10111	4329	717	280	25235	30825
Odisha	344	19	1575	3	65	9	2015	285	219	270	109	36	4	923	2938
Punjab	143	25	94	30	93	43	428	557	473	1060	312	19	33	2454	2882
Rajasthan	38110	3162	13943	1616	1405	2561	60797	151467	103906	216840	103306	17990	5162	598671	659468
Tamil Nadu	48	11	2	2	6	10	79	178	168	439	130	24	37	976	1055
Telangana	512	246	316	71	89	23	1257	1409	925	2063	545	215	63	5220	6477
Uttar Pradesh	2594	375	1468	287	311	239	5274	26441	27822	34518	15143	2315	1647	107886	113160
Uttarakhand	74	7	108	1	7	0	197	167	147	320	89	16	6	745	942
West Bengal	150441	15363	83901	10866	12720	9864	283155	399832	348508	436333	144525	64318	20836	1414352	1697507
Total	356367	39883	344000	23244	37102	20501	821097	955042	800026	1266233	530428	143928	40940	3736597	4557694

Table 30 - State-wise Details of Indigenous (pure) Cattle by Age, Sex and Use (All)

State/ Union Territory	Breed Name : Hallikar														Total Male + Female (8+15)
	Male							Female							
	Up to 2 Years	Over 2 Years					Total Male (2+3+ 4+ 5+ 6+7)	Under 1 year	1 to 3 years	Over 3 Years				Total Female (9+10+ 11+ 12+ 13+14)	
		Used for breed- ing only	Used for Agri- culture only	Used for Agricult- ure & breeding only	Used for Bullock cart / Farm opera- tion	Oth- ers				In milk	Dry	Not calved once	Others		
1	2	3	4	5	6	7	8	9	10	11	12	13	14	15	16
Andhra Pradesh	340	33	2936	529	860	53	4751	151	143	230	81	18	16	639	5390
Chhattisgarh	0	0	2	0	0	0	2	0	0	5	0	0	0	5	7
Karnataka	30007	2963	135758	3594	8734	1215	182271	51254	52377	91085	58140	40358	4862	298076	480347
Kerala	17	1	4	3	4	33	62	0	0	3	0	1	1	5	67
Puducherry	1	3	14	5	58	14	95	1	2	6	2	2	0	13	108
Tamil Nadu	1194	166	1145	193	1347	88	4133	1880	1475	3872	1276	149	21	8673	12806
Telangana	121	80	916	162	209	24	1512	199	166	260	154	27	14	820	2332
Total	31680	3246	140775	4486	11212	1427	192826	53485	54163	95461	59653	40555	4914	308231	501057

Table 31 - State-wise Details of Indigenous (graded) Cattle by Age, Sex and Use (All)

State/ Union Territory	Breed Name : Hallikar Graded														Total Male + Female (8+15)
	Male							Female							
	Up to 2 Years	Over 2 Years					Total Male (2+3+ 4+ 5+ 6+7)	Under 1 year	1 to 3 years	Over 3 Years				Total Female (9+10+ 11+ 12+ 13+14)	
		Used for breed- ing only	Used for Agri- culture only	Used for Agricult- ure & breeding only	Used for Bullock cart / Farm opera- tion	Oth- ers				In milk	Dry	Not calved once	Others		
1	2	3	4	5	6	7	8	9	10	11	12	13	14	15	16
Andhra Pradesh	106	83	634	97	812	7	1739	34	38	109	30	22	1	234	1973
Chhattisgarh	2	0	14	0	102	0	118	2	3	3	2	1	0	11	129
Karnataka	20864	1605	114059	2012	4693	601	143834	31418	30150	59608	34398	12512	1900	169986	313820
Kerala	9	0	11	2	0	23	45	0	0	0	0	0	0	0	45
Puducherry	8	4	41	1	435	2	491	4	0	10	4	1	0	19	510
Tamil Nadu	33	4	130	6	465	34	672	32	16	33	12	8	7	108	780
Telangana	23	20	205	11	17	7	283	103	85	195	98	36	23	540	823
Total	21045	1716	115094	2129	6524	674	147182	31593	30292	59958	34544	12580	1931	170898	318080

Table 32 - State-wise Details of Indigenous (pure) Cattle by Age, Sex and Use (All)

State/ Union Territory	Breed Name : Haryana														
	Male							Female							Total Male + Female (8+15)
	Up to 2 Years	Over 2 Years					Total Male (2+3+ 4+ 5+ 6+7)	Under 1 year	1 to 3 years	Over 3 Years				Total Female (9+10+ 11+ 12+ 13+14)	
		Used for breed- ing only	Used for Agri- culture only	Used for Agricul- ture & breeding only	Used for Bullock cart / Farm opera- tion	Oth- ers				In milk	Dry	Not calved once	Others		
1	2	3	4	5	6	7	8	9	10	11	12	13	14	15	16
Assam	0	0	0	0	0	0	0	1	0	1	2	0	2	6	6
Bihar	1666	468	1758	283	280	470	4925	19596	18199	23287	13102	2954	2776	79914	84839
Chandigarh	0	0	0	0	0	0	0	5	0	5	0	0	0	10	10
Chhattisgarh	6	2	125	8	8	3	152	2	4	14	13	5	1	39	191
Delhi	237	19	0	15	7	4	282	585	854	1302	308	85	0	3134	3416
Haryana	31822	3667	31698	2887	31960	17398	119432	48191	41202	67012	44310	10037	12929	223681	343113
Himachal Pradesh	56	5	1807	14	7	13	1902	50	41	133	42	2	5	273	2175
Jharkhand	4489	1504	24587	1416	1265	477	33738	10395	9519	13128	5597	1239	1302	41180	74918
Kerala	0	8	0	0	0	0	8	0	35	0	0	0	0	35	43
Madhya Pradesh	2140	661	3907	320	249	184	7461	8868	7279	14275	4602	1281	404	36709	44170
Nagaland	0	0	0	0	0	0	0	1	0	0	1	0	0	2	2
Odisha	744	31	407	5	75	38	1300	1459	920	2040	586	113	16	5134	6434
Punjab	2101	311	5536	337	7429	565	16279	3779	3197	7228	3559	754	2000	20517	36796
Rajasthan	5050	457	1286	271	474	1212	8750	27067	21066	40349	10624	3163	1248	103517	112267
Telangana	0	0	1	0	0	0	1	16	2	33	12	0	0	63	64
Uttar Pradesh	17668	2342	27255	2158	6481	1665	57569	103403	89450	150196	50374	9911	7794	411128	468697
Uttarakhand	84	24	484	19	108	23	742	211	179	416	127	19	3	955	1697
West Bengal	14	14	24	0	1	0	53	15	26	114	43	0	0	198	251
Total	66077	9513	98875	7733	48344	22052	252594	223644	191973	319533	133302	29563	28480	926495	1179089

Table 33 - State-wise Details of Indigenous (graded) Cattle by Age, Sex and Use (All)

State/ Union Territory	Breed Name : Haryana Graded														
	Male							Female							Total Male + Female (8+15)
	Up to 2 Years	Over 2 Years					Total Male (2+3+ 4+ 5+ 6+7)	Under 1 year	1 to 3 years	Over 3 Years				Total Female (9+10+ 11+ 12+ 13+14)	
		Used for breed- ing only	Used for Agri- culture only	Used for Agricul- ture & breeding only	Used for Bullock cart / Farm opera- tion	Oth- ers				In milk	Dry	Not calved once	Others		
1	2	3	4	5	6	7	8	9	10	11	12	13	14	15	16
Bihar	6601	643	2602	680	1311	148	11985	27247	20524	31363	15042	2187	788	97151	109136
Chandigarh	13	1	0	0	44	14	72	18	14	42	25	0	11	110	182
Chhattisgarh	10240	894	73050	4827	7086	814	96911	6870	5634	9807	10179	3485	467	36442	133353
Delhi	445	0	0	0	10	4	459	1482	1278	4759	1356	56	105	9036	9495
Haryana	23079	2885	10308	1561	15411	12202	65446	34633	29562	48149	32050	7089	7991	159474	224920
Himachal Pradesh	364	50	6217	30	23	35	6719	139	134	353	143	40	10	819	7538
Jharkhand	4934	1131	16499	1079	1161	505	25309	9610	7562	11331	4411	1420	655	34989	60298
Kerala	1	0	2	0	0	0	3	0	1	0	0	0	0	1	4
Madhya Pradesh	9879	1796	25829	2499	706	504	41213	25311	15860	33314	21093	2488	1011	99077	140290
Odisha	2634	57	2827	12	446	63	6039	4504	3082	4894	1796	696	57	15029	21068
Punjab	4216	1557	6715	346	12860	2094	27788	5969	6155	10972	6666	2147	4010	35919	63707
Rajasthan	5965	767	779	454	845	1235	10045	28573	20186	42497	16877	3652	1766	113551	123596
Uttar Pradesh	33133	2150	57148	2521	18738	2042	115732	143284	109735	221287	65887	11711	8746	560650	676382
Uttarakhand	508	48	3188	32	387	119	4282	665	499	1526	638	100	18	3446	7728
West Bengal	3	0	0	0	0	0	3	6	7	382	1	1	0	397	400
Total	102015	11979	205164	14041	59028	19779	412006	288311	220233	420676	176164	35072	25635	1166091	1578097

Table 34 - State-wise Details of Indigenous (pure) Cattle by Age, Sex and Use (All)

State/ Union Territory	Breed Name : Kangayam														
	Male							Female							Total Male + Female (8+15)
	Up to 2 Years	Over 2 Years					Total Male (2+3+ 4+ 5+ 6+7)	Under 1 year	1 to 3 years	Over 3 Years				Total Female (9+10+ 11+ 12+ 13+14)	
		Used for breed- ing only	Used for Agri- culture only	Used for Agricul- ture & breeding only	Used for Bullock cart / Farm opera- tion	Oth- ers				In milk	Dry	Not calved once	Others		
1	2	3	4	5	6	7	8	9	10	11	12	13	14	15	16
Chhattisgarh	0	0	1	0	0	0	1	0	0	2	0	0	0	2	3
Kerala	157	4	20	2	105	44	332	16	16	42	10	2	1	87	419
Maharashtra	0	1	0	0	0	0	1	0	0	3	1	0	0	4	5
Puducherry	4	5	6	0	32	1	48	3	8	7	0	0	0	18	66
Tamil Nadu	12541	3820	9746	2665	7585	1639	37996	21654	19543	34814	9621	2498	958	89088	127084
Total	12702	3830	9773	2667	7722	1684	38378	21673	19567	34868	9632	2500	959	89199	127577

Table 35 - State-wise Details of Indigenous (graded) Cattle by Age, Sex and Use (All)

State/ Union Territory	Breed Name : Kangayam Graded														
	Male							Female							Total Male + Female (8+15)
	Up to 2 Years	Over 2 Years					Total Male (2+3+ 4+ 5+ 6+7)	Under 1 year	1 to 3 years	Over 3 Years				Total Female (9+10+ 11+ 12+ 13+14)	
		Used for breed- ing only	Used for Agri- culture only	Used for Agriculture & breeding only	Used for Bullock cart / Farm opera- tion	Oth- ers				In milk	Dry	Not calved once	Others		
1	2	3	4	5	6	7	8	9	10	11	12	13	14	15	
Chhattisgarh	0	0	4	0	2	0	6	0	0	1	1	0	0	2	8
Kerala	34	0	4	0	26	6	70	3	4	9	6	0	0	22	92
Odisha	0	0	0	0	1	0	1	1	2	2	0	1	0	6	7
Puducherry	1	0	0	0	24	0	25	0	2	0	0	0	0	2	27
Tamil Nadu	1942	514	2264	558	2297	599	8174	3709	3321	5899	2432	763	505	16629	24803
Telangana	1	3	0	0	0	0	4	4	2	0	17	0	0	23	27
Uttar Pradesh	0	0	0	0	0	0	0	1	0	1	0	0	0	2	2
Total	1978	517	2272	558	2350	605	8280	3718	3331	5912	2456	764	505	16686	24966

Table 36 - State-wise Details of Indigenous (pure) Cattle by Age, Sex and Use (All)

State/ Union Territory	Breed Name : Kankrej														
	Male							Female							Total Male + Female (8+15)
	Up to 2 Years	Over 2 Years					Total Male (2+3+ 4+ 5+ 6+7)	Under 1 year	1 to 3 years	Over 3 Years				Total Female (9+10+ 11+ 12+ 13+14)	
		Used for breed- ing only	Used for Agri- culture only	Used for Agriculture & breeding only	Used for Bullock cart / Farm opera- tion	Oth- ers				In milk	Dry	Not calved once	Others		
1	2	3	4	5	6	7	8	9	10	11	12	13	14	15	
Andhra Pradesh	2	1	1	0	0	0	4	1	2	2	1	1	0	7	11
Chhattisgarh	7	9	110	43	50	1	220	3	3	11	9	3	0	29	249
D&N Haveli	12	3	133	2	0	0	150	21	6	43	22	2	0	94	244
Daman & Diu	0	0	2	0	0	0	2	0	0	0	0	0	0	0	2
Delhi	0	0	0	0	0	0	0	0	0	0	0	0	0	0	0
Gujarat	80331	14689	142411	4492	15953	9646	267522	201501	207118	357406	200000	29682	11454	1007161	1274683
Haryana	29	5	0	0	0	66	100	19	35	20	123	8	5	210	310
Karnataka	1	0	16	0	2	0	19	2	2	11	9	0	0	24	43
Kerala	24	8	6	0	2	5	45	12	23	18	7	1	4	65	110
Maharashtra	268	61	786	111	96	33	1355	432	375	853	478	94	40	2272	3627
Punjab	13	14	27	5	83	2	144	35	22	85	20	5	1	168	312
Rajasthan	18417	3029	6169	462	2293	9389	39759	65648	48499	89846	43006	8479	5689	261167	300926
Tamil Nadu	12	1	4	4	5	2	28	30	19	82	28	6	0	165	193
Uttarakhand	20	6	0	0	3	0	29	14	10	12	20	7	0	63	92
Total	99136	17826	149665	5119	18487	19144	309377	267718	256114	448389	243723	38288	17193	1271425	1580802

Table 37 - State-wise Details of Indigenous (graded) Cattle by Age, Sex and Use (All)

State/ Union Territory	Breed Name : Kankrej Graded														
	Male							Female							Total Male + Female (8+15)
	Up to 2 Years	Over 2 Years					Total Male (2+3+ 4+ 5+ 6+7)	Under 1 year	1 to 3 years	Over 3 Years				Total Female (9+10+ 11+ 12+ 13+14)	
		Used for breed- ing only	Used for Agri- culture only	Used for Agricul- ture & breeding only	Used for Bullock cart / Farm opera- tion	Oth- ers				In milk	Dry	Not calved once	Others		
1	2	3	4	5	6	7	8	9	10	11	12	13	14	15	16
Andhra Pradesh	0	0	0	0	0	0	0	1	0	3	3	0	0	7	7
Chhattisgarh	166	4	243	3	160	0	576	95	88	113	132	42	1	471	1047
D&N Haveli	32	0	0	0	0	0	32	2	0	0	1	0	0	3	35
Delhi	0	0	0	0	0	0	0	0	0	0	0	0	0	0	0
Gujarat	31379	4642	97137	1633	11180	5128	151099	72154	64343	121787	70402	15110	2404	346200	497299
Haryana	8	3	0	0	0	17	28	9	9	16	56	0	9	99	127
Kerala	7	0	0	0	2	6	15	0	5	17	1	0	0	23	38
Maharashtra	310	126	1482	1145	173	60	3296	377	397	731	492	131	67	2195	5491
Punjab	26	5	10	13	62	21	137	18	7	24	39	0	8	96	233
Rajasthan	9056	1610	4818	990	254	1854	18582	26884	19628	40643	20946	2393	1251	111745	130327
Tamil Nadu	3	2	0	0	0	0	5	26	5	32	4	7	0	74	79
Telangana	1	2	0	0	0	6	9	0	1	3	3	0	0	7	16
Uttarakhand	4	1	6	0	0	0	11	5	7	7	5	1	0	25	36
Total	40992	6395	103696	3784	11831	7092	173790	99571	84490	163376	92084	17684	3740	460945	634735

Table 38 - State-wise Details of Indigenous (pure) Cattle by Age, Sex and Use (All)

State/ Union Territory	Breed Name : Kenkatha														
	Male							Female							Total Male + Female (8+15)
	Up to 2 Years	Over 2 Years					Total Male (2+3+ 4+ 5+ 6+7)	Under 1 year	1 to 3 years	Over 3 Years				Total Female (9+10+ 11+ 12+ 13+14)	
		Used for breed- ing only	Used for Agri- culture only	Used for Agricul- ture & breeding only	Used for Bullock cart / Farm opera- tion	Oth- ers				In milk	Dry	Not calved once	Others		
1	2	3	4	5	6	7	8	9	10	11	12	13	14	15	16
Chhattisgarh	0	0	2	0	0	0	2	0	0	0	0	0	0	0	2
Madhya Pradesh	6372	3034	11214	1029	2434	368	24451	12976	7131	16036	8839	1416	646	47044	71495
Uttar Pradesh	219	6	509	2	6	46	788	1165	840	1463	673	122	115	4378	5166
Total	6591	3040	11725	1031	2440	414	25241	14141	7971	17499	9512	1538	761	51422	76663

Table 39 - State-wise Details of Indigenous (graded) Cattle by Age, Sex and Use (All)

State/ Union Territory	Breed Name : Kenkatha Graded														
	Male							Female							Total Male + Female (8+15)
	Up to 2 Years	Over 2 Years					Total Male (2+3+ 4+ 5+ 6+7)	Under 1 year	1 to 3 years	Over 3 Years				Total Female (9+10+ 11+ 12+ 13+14)	
		Used for breed- ing only	Used for Agri- culture only	Used for Agricul- ture & breeding only	Used for Bullock cart / Farm opera- tion	Oth- ers				In milk	Dry	Not calved once	Others		
1	2	3	4	5	6	7	8	9	10	11	12	13	14	15	16
Chhattisgarh	0	0	0	0	2	0	2	1	1	1	0	1	0	4	6
Madhya Pradesh	5658	1259	14278	850	1059	732	23836	14722	9394	20124	12985	1854	794	59873	83709
Uttar Pradesh	397	120	749	54	12	25	1357	994	614	1574	948	294	83	4507	5864
Uttarakhand	0	0	0	0	0	0	0	5	7	7	5	1	0	25	25
Total	6055	1379	15027	904	1073	757	25195	15722	10016	21706	13938	2150	877	64409	89604

Table 40 - State-wise Details of Indigenous (pure) Cattle by Age, Sex and Use (All)

State/ Union Territory	Breed Name : Khariar														
	Male							Female							Total Male + Female (8+15)
	Up to 2 Years	Over 2 Years					Total Male (2+3+ 4+ 5+ 6+7)	Under 1 year	1 to 3 years	Over 3 Years				Total Female (9+10+ 11+ 12+ 13+14)	
		Used for breed- ing only	Used for Agri- culture only	Used for Agricul- ture & breeding only	Used for Bullock cart / Farm opera- tion	Oth- ers				In milk	Dry	Not calved once	Others		
1	2	3	4	5	6	7	8	9	10	11	12	13	14	15	16
Chhattisgarh	0	0	2	0	0	0	2	0	0	0	0	1	0	1	3
Odisha	731	208	7703	110	279	106	9137	1048	701	1563	623	216	74	4225	13362
Total	731	208	7705	110	279	106	9139	1048	701	1563	623	217	74	4226	13365

Table 42 - State-wise Details of Indigenous (graded) Cattle by Age, Sex and Use (All)

State/ Union Territory	Breed Name : Khariar Graded														
	Male							Female							Total Male + Female (8+15)
	Up to 2 Years	Over 2 Years					Total Male (2+3+ 4+ 5+ 6+7)	Under 1 year	1 to 3 years	Over 3 Years				Total Female (9+10+ 11+ 12+ 13+14)	
		Used for breed- ing only	Used for Agri- culture only	Used for Agricul- ture & breeding only	Used for Bullock cart / Farm opera- tion	Oth- ers				In milk	Dry	Not calved once	Others		
1	2	3	4	5	6	7	8	9	10	11	12	13	14	15	16
Chhattisgarh	1	0	2	0	0	0	3	0	1	1	0	0	0	2	5
Kerala	0	0	0	0	0	0	0	0	2	1	0	0	1	4	4
Odisha	704	56	6573	72	14	45	7464	1074	760	1661	657	15	16	4183	11647
Total	705	56	6575	72	14	45	7467	1074	763	1663	657	15	17	4189	11656

Table 43 - State-wise Details of Indigenous (pure) Cattle by Age, Sex and Use (All)

State/ Union Territory	Breed Name : Kherigarh														
	Male							Female							Total Male + Female (8+15)
	Up to 2 Years	Over 2 Years					Total Male (2+3+ 4+ 5+ 6+7)	Under 1 year	1 to 3 years	Over 3 Years				Total Female (9+10+ 11+ 12+ 13+14)	
		Used for breed- ing only	Used for Agri- culture only	Used for Agricul- ture & breeding only	Used for Bullock cart / Farm opera- tion	Oth- ers				In milk	Dry	Not calved once	Others		
1	2	3	4	5	6	7	8	9	10	11	12	13	14	15	
Uttar Pradesh	1062	114	1050	163	128	160	2677	6307	6240	9187	3560	293	169	25756	28433

Table 44 - State-wise Details of Indigenous (graded) Cattle by Age, Sex and Use (All)

State/ Union Territory	Breed Name : Kherigarh Graded														
	Male							Female							Total Male + Female (8+15)
	Up to 2 Years	Over 2 Years					Total Male (2+3+ 4+ 5+ 6+7)	Under 1 year	1 to 3 years	Over 3 Years				Total Female (9+10+ 11+ 12+ 13+14)	
		Used for breed- ing only	Used for Agri- culture only	Used for Agricul- ture & breeding only	Used for Bullock cart / Farm opera- tion	Oth- ers				In milk	Dry	Not calved once	Others		
1	2	3	4	5	6	7	8	9	10	11	12	13	14	15	
Kerala	0	0	0	0	0	0	0	0	0	0	1	0	0	1	1
Punjab	7	0	1	0	1	0	9	53	29	32	17	0	0	131	140
Uttar Pradesh	726	80	1587	248	82	49	2772	5006	3714	6114	2095	293	150	17372	20144
Total	733	80	1588	248	83	49	2781	5059	3743	6146	2113	293	150	17504	20285

Table 45 - State-wise Details of Indigenous (pure) Cattle by Age, Sex and Use (All)

State/ Union Territory	Breed Name : Khillar														
	Male							Female							Total Male + Female (8+15)
	Up to 2 Years	Over 2 Years					Total Male (2+3+ 4+ 5+ 6+7)	Under 1 year	1 to 3 years	Over 3 Years				Total Female (9+10+ 11+ 12+ 13+14)	
		Used for breed- ing only	Used for Agri- culture only	Used for Agricul- ture & breeding only	Used for Bullock cart / Farm opera- tion	Oth- ers				In milk	Dry	Not calved once	Others		
1	2	3	4	5	6	7	8	9	10	11	12	13	14	15	
Chhattisgarh	0	0	4	0	2	0	6	0	0	0	0	0	0	0	6
Goa	5	2	2	12	18	193	232	0	1	0	0	0	1	2	234
Karnataka	20468	1899	107601	3625	3192	496	137281	30786	20598	49590	18865	3506	518	123863	261144
Kerala	0	0	0	0	0	0	0	0	0	1	0	0	0	1	1
Maharashtra	39468	5971	213771	12404	22516	1831	295961	54638	48705	125583	51564	4014	1863	286367	582328
Punjab	4	0	2	0	3	0	9	36	57	353	166	0	0	612	621
Tamil Nadu	0	0	1	0	0	0	1	10	17	29	9	0	0	65	66
Total	59945	7872	321381	16041	25731	2520	433490	85470	69378	175556	70604	7520	2382	410910	844400

Table 46 - State-wise Details of Indigenous (graded) Cattle by Age, Sex and Use (All)

State/ Union Territory	Breed Name : Khillar Graded															
	Up to 2 Years	Male						Total Male (2+3+ 4+ 5+ 6+7)	Under 1 year	1 to 3 years	Female				Total Female (9+10+ 11+ 12+ 13+14)	Total Male + Female (8+15)
		Over 2 Years					Over 3 Years									
		Used for breed- ing only	Used for Agri- culture only	Used for Agricul- ture & breeding only	Used for Bullock cart / Farm opera- tion	Oth- ers	In milk				Dry	Not calved once	Others			
1	2	3	4	5	6	7	8	9	10	11	12	13	14	15	16	
Chhattisgarh	0	0	4	0	0	0	4	0	0	0	0	0	0	0	4	
Goa	4	0	4	4	2	9	23	3	3	4	4	0	0	14	37	
Gujarat	0	0	4	0	0	8	12	1	0	1	0	0	0	2	14	
Karnataka	27878	2101	143519	5294	6418	504	185714	45452	26047	69408	27349	5332	784	174372	360086	
Maharashtra	6991	592	34635	1768	3264	216	47466	8258	8758	21464	7331	1038	304	47153	94619	
Tamil Nadu	1	0	0	0	0	4	5	15	10	4	1	1	0	31	36	
Total	34874	2693	178166	7066	9684	741	233224	53729	34818	90881	34685	6371	1088	221572	454796	

Table 47 - State-wise Details of Indigenous (pure) Cattle by Age, Sex and Use (All)

State/ Union Territory	Breed Name : Kosali															
	Up to 2 Years	Male						Total Male (2+3+ 4+ 5+ 6+7)	Under 1 year	1 to 3 years	Female				Total Female (9+10+ 11+ 12+ 13+14)	Total Male + Female (8+15)
		Over 2 Years					Over 3 Years									
		Used for breed- ing only	Used for Agri- culture only	Used for Agricul- ture & breeding only	Used for Bullock cart / Farm opera- tion	Oth- ers	In milk				Dry	Not calved once	Others			
1	2	3	4	5	6	7	8	9	10	11	12	13	14	15	16	
Chhattisgarh	115795	12633	165980	12628	11607	8311	326954	109206	129578	151872	207041	56689	8402	662788	989742	
Maharashtra	4	12	0	0	0	0	16	17	0	28	0	0	0	45	61	
Total	115799	12645	165980	12628	11607	8311	326970	109223	129578	151900	207041	56689	8402	662833	989803	

Table 48 - State-wise Details of Indigenous (graded) Cattle by Age, Sex and Use (All)

State/ Union Territory	Breed Name : Kosali Graded															
	Up to 2 Years	Male						Total Male (2+3+ 4+ 5+ 6+7)	Under 1 year	1 to 3 years	Female				Total Female (9+10+ 11+ 12+ 13+14)	Total Male + Female (8+15)
		Over 2 Years					Over 3 Years									
		Used for breed- ing only	Used for Agri- culture only	Used for Agricul- ture & breeding only	Used for Bullock cart / Farm opera- tion	Oth- ers	In milk				Dry	Not calved once	Others			
1	2	3	4	5	6	7	8	9	10	11	12	13	14	15	16	
Chhattisgarh	62832	7362	108946	5944	10862	3318	199264	59688	70409	87195	113072	32361	4882	367607	566871	

Table 49 - State-wise Details of Indigenous (pure) Cattle by Age, Sex and Use (All)

State/ Union Territory	Breed Name : Krishna Valley														
	Male							Female							Total Male + Female (8+15)
	Up to 2 Years	Over 2 Years					Total Male (2+3+ 4+ 5+ 6+7)	Under 1 year	1 to 3 years	Over 3 Years				Total Female (9+10+ 11+ 12+ 13+14)	
		Used for breed- ing only	Used for Agri- culture only	Used for Agricul- ture & breeding only	Used for Bullock cart / Farm opera- tion	Others				In milk	Dry	Not calved once	Others		
1		2	3	4	5	6				7	8	9	10		
Karnataka	276	34	319	334	15	14	992	397	288	526	217	71	32	1531	2523
Kerala	2	1	0	0	0	0	3	7	18	17	11	0	0	53	56
Maharashtra	1	1	0	0	0	0	2	3	0	8	0	0	0	11	13
Telangana	0	0	0	0	0	0	0	0	0	1	1	0	0	2	2
Total	279	36	319	334	15	14	997	407	306	552	229	71	32	1597	2594

Table 50 - State-wise Details of Indigenous (graded) Cattle by Age, Sex and Use (All)

State/ Union Territory	Breed Name : Krishna Valley Graded														
	Male							Female							Total Male + Female (8+15)
	Up to 2 Years	Over 2 Years					Total Male (2+3+ 4+ 5+ 6+7)	Under 1 year	1 to 3 years	Over 3 Years				Total Female (9+10+ 11+ 12+ 13+14)	
		Used for breed- ing only	Used for Agri- culture only	Used for Agricul- ture & breeding only	Used for Bullock cart / Farm opera- tion	Others				In milk	Dry	Not calved once	Others		
1		2	3	4	5	6				7	8	9	10		
Karnataka	1148	218	3182	65	55	51	4719	2880	2522	5878	2329	1322	236	15167	19886
Kerala	4	1	0	0	0	0	5	12	8	18	8	1	0	47	52
Total	1152	219	3182	65	55	51	4724	2892	2530	5896	2337	1323	236	15214	19938

Table 51 - State-wise Details of Indigenous (pure) Cattle by Age, Sex and Use (All)

State/ Union Territory	Breed Name : Lakhimi														
	Male							Female							Total Male + Female (8+15)
	Up to 2 Years	Over 2 Years					Total Male (2+3+ 4+ 5+ 6+7)	Under 1 year	1 to 3 years	Over 3 Years				Total Female (9+10+ 11+ 12+ 13+14)	
		Used for breed- ing only	Used for Agri- culture only	Used for Agricul- ture & breeding only	Used for Bullock cart / Farm opera- tion	Others				In milk	Dry	Not calved once	Others		
1		2	3	4	5	6				7	8	9	10		
Assam	642840	163447	999735	121230	42862	61707	2031821	1288783	1042782	1465924	555017	162877	101315	4616698	6648519

Table 52 - State-wise Details of Indigenous (graded) Cattle by Age, Sex and Use (All)

State/ Union Territory	Breed Name : Lakhimi Graded														
	Male							Female							Total Male + Female (8+15)
	Up to 2 Years	Over 2 Years					Total Male (2+3+ 4+ 5+ 6+7)	Under 1 year	1 to 3 years	Over 3 Years				Total Female (9+10+ 11+ 12+ 13+14)	
		Used for breed- ing only	Used for Agri- culture only	Used for Agricul- ture & breeding only	Used for Bullock cart / Farm opera- tion	Oth- ers				In milk	Dry	Not calved once	Others		
1	2	3	4	5	6	7	8	9	10	11	12	13	14	15	16
Assam	14833	3184	13414	2125	918	2269	36743	38222	32587	50014	14892	4698	3809	144222	180965

Table 53 - State-wise Details of Indigenous (pure) Cattle by Age, Sex and Use (All)

State/ Union Territory	Breed Name : Malnad Gidda														
	Male							Female							Total Male + Female (8+15)
	Up to 2 Years	Over 2 Years					Total Male (2+3+ 4+ 5+ 6+7)	Under 1 year	1 to 3 years	Over 3 Years				Total Female (9+10+ 11+ 12+ 13+14)	
		Used for breed- ing only	Used for Agri- culture only	Used for Agricul- ture & breeding only	Used for Bullock cart / Farm opera- tion	Oth- ers				In milk	Dry	Not calved once	Others		
1	2	3	4	5	6	7	8	9	10	11	12	13	14	15	16
Karnataka	67631	15187	46260	5085	662	10561	145386	99895	104896	143441	101819	29535	6551	486137	631523
Kerala	3	0	0	0	0	0	3	0	1	3	0	0	0	4	7
Total	67634	15187	46260	5085	662	10561	145389	99895	104897	143444	101819	29535	6551	486141	631530

Table 54 - State-wise Details of Indigenous (graded) Cattle by Age, Sex and Use (All)

State/ Union Territory	Breed Name : Malnad Gidda Graded														
	Male							Female							Total Male + Female (8+15)
	Up to 2 Years	Over 2 Years					Total Male (2+3+ 4+ 5+ 6+7)	Under 1 year	1 to 3 years	Over 3 Years				Total Female (9+10+ 11+ 12+ 13+14)	
		Used for breed- ing only	Used for Agri- culture only	Used for Agricul- ture & breeding only	Used for Bullock cart / Farm opera- tion	Oth- ers				In milk	Dry	Not calved once	Others		
1	2	3	4	5	6	7	8	9	10	11	12	13	14	15	16
Chhattisgarh	0	0	0	0	0	0	0	2	5	1	1	2	0	11	11
Karnataka	7720	1042	9082	891	317	1375	20427	12893	13110	20799	10588	2952	706	61048	81475
Kerala	0	0	0	0	0	0	0	1	0	1	1	0	0	3	3
Telangana	10	1	0	0	0	4	15	5	6	6	5	0	2	24	39
Total	7730	1043	9082	891	317	1379	20442	12901	13121	20807	10595	2954	708	61086	81528

Table 55 - State-wise Details of Indigenous (pure) Cattle by Age, Sex and Use (All)

State/ Union Territory	Breed Name : Malvi														
	Male							Female							Total Male + Female (8+15)
	Up to 2 Years	Over 2 Years					Total Male (2+3+ 4+ 5+ 6+7)	Under 1 year	1 to 3 years	Over 3 Years				Total Female (9+10+ 11+ 12+ 13+14)	
		Used for breed- ing only	Used for Agri- culture only	Used for Agriculture & breeding only	Used for Bullock cart / Farm operation	Oth- ers				In milk	Dry	Not calved once	Others		
1	2	3	4	5	6	7	8	9	10	11	12	13	14	15	16
Chhattisgarh	0	0	9	0	0	0	9	0	0	0	0	0	0	0	9
Madhya Pradesh	33125	3970	57872	4357	4073	1345	104742	95345	54047	139300	69212	8478	4356	370738	475480
Maharashtra	585	149	7625	2535	4619	64	15577	1112	725	1678	1080	165	89	4849	20426
Puducherry	0	0	0	0	0	0	0	1	0	1	1	0	0	3	3
Rajasthan	5624	959	22215	2436	452	234	31920	16631	11460	26146	11079	1979	525	67820	99740
Total	39334	5078	87721	9328	9144	1643	152248	113089	66232	167125	81372	10622	4970	443410	595658

Table 56 - State-wise Details of Indigenous (graded) Cattle by Age, Sex and Use (All)

State/ Union Territory	Breed Name : Malvi Graded														
	Male							Female							Total Male + Female (8+15)
	Up to 2 Years	Over 2 Years					Total Male (2+3+ 4+ 5+ 6+7)	Under 1 year	1 to 3 years	Over 3 Years				Total Female (9+10+ 11+ 12+ 13+14)	
		Used for breed- ing only	Used for Agri- culture only	Used for Agriculture & breeding only	Used for Bullock cart / Farm operation	Oth- ers				In milk	Dry	Not calved once	Others		
1	2	3	4	5	6	7	8	9	10	11	12	13	14	15	16
Chhattisgarh	0	0	13	0	39	0	52	0	1	1	1	0	0	3	55
Madhya Pradesh	28820	2942	60949	4291	2650	1338	100990	70126	39824	99598	52387	5321	3925	271181	372171
Maharashtra	364	152	3228	922	2680	123	7469	1014	303	1205	494	217	56	3289	10758
Rajasthan	4381	520	8487	3695	51	87	17221	8656	5560	12972	9042	787	88	37105	54326
Total	33565	3614	72677	8908	5420	1548	125732	79796	45688	113776	61924	6325	4069	311578	437310

Table 57 - State-wise Details of Indigenous (pure) Cattle by Age, Sex and Use (All)

State/ Union Territory	Breed Name : Mewati														
	Male							Female							Total Male + Female (8+15)
	Up to 2 Years	Over 2 Years					Total Male (2+3+ 4+ 5+ 6+7)	Under 1 year	1 to 3 years	Over 3 Years				Total Female (9+10+ 11+ 12+ 13+14)	
		Used for breed- ing only	Used for Agri- culture only	Used for Agriculture & breeding only	Used for Bullock cart / Farm operation	Oth- ers				In milk	Dry	Not calved once	Others		
1	2	3	4	5	6	7	8	9	10	11	12	13	14	15	16
Haryana	0	0	0	0	0	0	0	0	0	1	0	0	0	1	1
Rajasthan	1	0	0	1	0	0	2	19	5	23	2	1	0	50	52
Uttar Pradesh	216	62	306	39	43	22	688	2102	1565	3028	1138	192	258	8283	8971
Total	217	62	306	40	43	22	690	2121	1570	3052	1140	193	258	8334	9024

Table 58 - State-wise Details of Indigenous (graded) Cattle by Age, Sex and Use (All)

State/ Union Territory	Breed Name : Mewati Graded														
	Male							Female							Total Male + Female (8+15)
	Up to 2 Years	Over 2 Years					Total Male (2+3+ 4+ 5+ 6+7)	Under 1 year	1 to 3 years	Over 3 Years				Total Female (9+10+ 11+ 12+ 13+14)	
		Used for breed- ing only	Used for Agri- culture only	Used for Agricul- ture & breeding only	Used for Bullock cart / Farm opera- tion	Oth- ers				In milk	Dry	Not calved once	Others		
1	2	3	4	5	6	7	8	9	10	11	12	13	14	15	16
Chhattisgarh	0	0	0	0	3	0	3	0	0	0	0	1	0	1	4
Uttar Pradesh	765	97	329	54	124	36	1405	3106	2095	4400	1197	467	203	11468	12873
Total	765	97	329	54	127	36	1408	3106	2095	4400	1197	468	203	11469	12877

Table 59 - State-wise Details of Indigenous (pure) Cattle by Age, Sex and Use (All)

State/ Union Territory	Breed Name : Motu														
	Male							Female							Total Male + Female (8+15)
	Up to 2 Years	Over 2 Years					Total Male (2+3+ 4+ 5+ 6+7)	Under 1 year	1 to 3 years	Over 3 Years				Total Female (9+10+ 11+ 12+ 13+14)	
		Used for breed- ing only	Used for Agri- culture only	Used for Agricul- ture & breeding only	Used for Bullock cart / Farm opera- tion	Oth- ers				In milk	Dry	Not calved once	Others		
1	2	3	4	5	6	7	8	9	10	11	12	13	14	15	16
Odisha	23982	2022	71043	11926	3138	1784	113895	24213	22645	29434	35036	4778	1953	118059	231954

Table 60 - State-wise Details of Indigenous (graded) Cattle by Age, Sex and Use (All)

State/ Union Territory	Breed Name : Motu Graded														
	Male							Female							Total Male + Female (8+15)
	Up to 2 Years	Over 2 Years					Total Male (2+3+ 4+ 5+ 6+7)	Under 1 year	1 to 3 years	Over 3 Years				Total Female (9+10+ 11+ 12+ 13+14)	
		Used for breed- ing only	Used for Agri- culture only	Used for Agricul- ture & breeding only	Used for Bullock cart / Farm opera- tion	Oth- ers				In milk	Dry	Not calved once	Others		
1	2	3	4	5	6	7	8	9	10	11	12	13	14	15	16
Kerala	0	0	0	0	0	0	0	3	0	8	0	0	0	11	11
Odisha	207	42	534	54	10	15	862	217	191	239	144	14	5	810	1672
Total	207	42	534	54	10	15	862	220	191	247	144	14	5	821	1683

Table 61- State-wise Details of Indigenous (pure) Cattle by Age, Sex and Use (All)

State/ Union Territory	Breed Name : Nagori														
	Up to 2 Years	Male						Female							Total Male + Female (8+15)
		Over 2 Years					Total Male (2+3+ 4+ 5+ 6+7)	Under 1 year	1 to 3 years	Over 3 Years				Total Female (9+10+ 11+ 12+ 13+14)	
		Used for breed- ing only	Used for Agri- culture only	Used for Agricul- ture & breeding only	Used for Bullock cart / Farm opera- tion	Others				In milk	Dry	Not calved once	Others		
1	2	3	4	5	6	7	8	9	10	11	12	13	14	15	16
Chhattisgarh	2	4	0	0	2	0	8	2	2	5	3	1	0	13	21
Gujarat	0	0	4	0	0	0	4	0	0	0	0	0	0	0	4
Haryana	0	0	1	0	0	0	1	0	0	0	0	0	0	0	1
Himachal Pradesh	2	1	0	0	0	0	3	2	1	4	1	0	0	8	11
Punjab	125	23	449	15	1072	72	1756	81	83	76	171	59	0	470	2226
Rajasthan	12937	2324	4087	397	1038	3744	24527	40906	29775	57859	45301	7320	2061	183222	207749
Total	13066	2352	4541	412	2112	3816	26299	40991	29861	57944	45476	7380	2061	183713	210012

Table 62 - State-wise Details of Indigenous (graded) Cattle by Age, Sex and Use (All)

State/ Union Territory	Breed Name : Nagori Graded														
	Up to 2 Years	Male						Female							Total Male + Female (8+15)
		Over 2 Years					Total Male (2+3+ 4+ 5+ 6+7)	Under 1 year	1 to 3 years	Over 3 Years				Total Female (9+10+ 11+ 12+ 13+14)	
		Used for breed- ing only	Used for Agri- culture only	Used for Agricul- ture & breeding only	Used for Bullock cart / Farm opera- tion	Others				In milk	Dry	Not calved once	Others		
1	2	3	4	5	6	7	8	9	10	11	12	13	14	15	16
Chhattisgarh	0	0	2	0	9	0	11	0	0	0	0	0	0	0	11
Haryana	1	0	0	1	0	0	2	0	0	0	0	0	0	0	2
Punjab	261	17	639	5	1941	222	3085	210	171	263	111	228	445	1428	4513
Rajasthan	7099	1486	1617	244	1069	3328	14843	27864	18690	38550	27705	3484	1401	117694	132537
Uttarakhand	0	0	6	0	0	0	6	0	0	0	0	0	0	0	6
Total	7361	1503	2264	250	3019	3550	17947	28074	18861	38813	27816	3712	1846	119122	137069

Table 63 - State-wise Details of Indigenous (pure) Cattle by Age, Sex and Use (All)

State/ Union Territory	Breed Name : Nimari														
	Up to 2 Years	Male						Female							Total Male + Female (8+15)
		Over 2 Years					Total Male (2+3+ 4+ 5+ 6+7)	Under 1 year	1 to 3 years	Over 3 Years				Total Female (9+10+ 11+ 12+ 13+14)	
		Used for breed- ing only	Used for Agri- culture only	Used for Agricul- ture & breeding only	Used for Bullock cart / Farm opera- tion	Others				In milk	Dry	Not calved once	Others		
1	2	3	4	5	6	7	8	9	10	11	12	13	14	15	16
Chhattisgarh	0	0	2	0	2	0	4	0	0	0	0	0	0	0	4
Kerala	0	0	0	0	0	0	0	0	0	1	0	0	0	1	1
Madhya Pradesh	37311	6218	131402	4984	7319	1196	188430	46036	34848	70119	49840	6798	2265	209906	398336
Total	37311	6218	131404	4984	7321	1196	188434	46036	34848	70120	49840	6798	2265	209907	398341

Table 64 - State-wise Details of Indigenous (graded) Cattle by Age, Sex and Use (All)

State/ Union Territory	Breed Name : Nimari Graded														
	Male							Female							Total Male + Female (8+15)
	Up to 2 Years	Over 2 Years					Total Male (2+3+ 4+ 5+ 6+7)	Under 1 year	1 to 3 years	Over 3 Years				Total Female (9+10+ 11+ 12+ 13+14)	
		Used for breed- ing only	Used for Agri- culture only	Used for Agriculture & breeding only	Used for Bullock cart / Farm opera- tion	Oth- ers				In milk	Dry	Not calved once	Others		
1	2	3	4	5	6	7	8	9	10	11	12	13	14	15	16
Chhattisgarh	0	0	4	0	0	0	4	0	0	1	2	0	0	3	7
Madhya Pradesh	6289	1053	24588	654	826	218	33628	10868	9001	15172	9745	1342	957	47085	80713
Total	6289	1053	24592	654	826	218	33632	10868	9001	15173	9747	1342	957	47088	80720

Table 65 - State-wise Details of Indigenous (pure) Cattle by Age, Sex and Use (All)

State/ Union Territory	Breed Name : Ongole														
	Male							Female							Total Male + Female (8+15)
	Up to 2 Years	Over 2 Years					Total Male (2+3+ 4+ 5+ 6+7)	Under 1 year	1 to 3 years	Over 3 Years				Total Female (9+10+ 11+ 12+ 13+14)	
		Used for breed- ing only	Used for Agri- culture only	Used for Agriculture & breeding only	Used for Bullock cart / Farm opera- tion	Oth- ers				In milk	Dry	Not calved once	Others		
1	2	3	4	5	6	7	8	9	10	11	12	13	14	15	16
Andhra Pradesh	15684	3835	29459	4943	7897	1583	63401	28874	24983	44328	13624	6594	3120	121523	184924
Chhattisgarh	1	1	17	0	0	0	19	0	2	1	5	0	0	8	27
Karnataka	173	25	3231	19	41	8	3497	87	89	209	77	8	0	470	3967
Kerala	2	1	0	1	0	4	8	2	6	4	2	1	1	16	24
Maharashtra	1	4	0	0	0	0	5	2	0	10	0	0	0	12	17
Tamil Nadu	8	4	4	0	8	0	24	13	15	26	9	2	0	65	89
Telangana	10716	2081	29119	4536	6600	727	53779	15468	11222	20971	8804	3351	1174	60990	114769
Total	26585	5951	61830	9499	14546	2322	120733	44446	36317	65549	22521	9956	4295	183084	303817

Table 66 - State-wise Details of Indigenous (graded) Cattle by Age, Sex and Use (All)

State/ Union Territory	Breed Name : Ongole Graded														
	Male							Female							Total Male + Female (8+15)
	Up to 2 Years	Over 2 Years					Total Male (2+3+ 4+ 5+ 6+7)	Under 1 year	1 to 3 years	Over 3 Years				Total Female (9+10+ 11+ 12+ 13+14)	
		Used for breed- ing only	Used for Agri- culture only	Used for Agriculture & breeding only	Used for Bullock cart / Farm opera- tion	Oth- ers				In milk	Dry	Not calved once	Others		
1	2	3	4	5	6	7	8	9	10	11	12	13	14	15	16
Andhra Pradesh	14036	2863	31169	4074	9494	1037	62673	37411	29512	57385	17033	6608	3156	151105	213778
Chhattisgarh	2000	160	14850	615	1702	114	19441	934	948	1074	1089	503	70	4618	24059
Karnataka	63	30	204	6	26	1	330	50	61	85	63	14	11	284	614
Kerala	0	0	0	0	0	0	0	0	1	0	0	0	0	1	1
Maharashtra	1	0	0	0	0	0	1	0	0	0	1	0	0	1	2
Odisha	65	1	415	10	8	3	502	15	7	18	0	5	1	46	548
Tamil Nadu	11	10	10	0	16	8	55	35	27	59	7	1	0	129	184
Telangana	11634	3458	40340	5027	5500	1136	67095	22303	18229	32329	13166	4339	2678	93044	160139
Total	27810	6522	86988	9732	16746	2299	150097	60748	48785	90950	31359	11470	5916	249228	399325

Table 67 - State-wise Details of Indigenous (pure) Cattle by Age, Sex and Use (All)

State/ Union Territory	Breed Name : Ponwar														
	Male							Female							Total Male + Female (8+15)
	Up to 2 Years	Over 2 Years					Total Male (2+3+ 4+ 5+ 6+7)	Under 1 year	1 to 3 years	Over 3 Years				Total Female (9+10+ 11+ 12+ 13+14)	
		Used for breed- ing only	Used for Agri- culture only	Used for Agriculture & breeding only	Used for Bullock cart / Farm operation	Others				In milk	Dry	Not calved once	Others		
1	2	3	4	5	6	7	8	9	10	11	12	13	14	15	
Uttar Pradesh	670	47	408	23	65	45	1258	2942	3852	4139	1550	501	238	13222	14480

Table 68 - State-wise Details of Indigenous (graded) Cattle by Age, Sex and Use (All)

State/ Union Territory	Breed Name : Ponwar Graded														
	Male							Female							Total Male + Female (8+15)
	Up to 2 Years	Over 2 Years					Total Male (2+3+ 4+ 5+ 6+7)	Under 1 year	1 to 3 years	Over 3 Years				Total Female (9+10+ 11+ 12+ 13+14)	
		Used for breed- ing only	Used for Agri- culture only	Used for Agriculture & breeding only	Used for Bullock cart / Farm operation	Others				In milk	Dry	Not calved once	Others		
1	2	3	4	5	6	7	8	9	10	11	12	13	14	15	
Chhattisgarh	6	2	0	0	0	0	8	0	0	0	0	0	0	0	8
Uttar Pradesh	852	43	576	45	41	89	1646	3143	2753	4244	1919	361	102	12522	14168
Total	858	45	576	45	41	89	1654	3143	2753	4244	1919	361	102	12522	14176

Table 69 - State-wise Details of Indigenous (pure) Cattle by Age, Sex and Use (All)

State/ Union Territory	Breed Name : Pulikulum														
	Male							Female							Total Male + Female (8+15)
	Up to 2 Years	Over 2 Years					Total Male (2+3+ 4+ 5+ 6+7)	Under 1 year	1 to 3 years	Over 3 Years				Total Female (9+10+ 11+ 12+ 13+14)	
		Used for breed- ing only	Used for Agri- culture only	Used for Agriculture & breeding only	Used for Bullock cart / Farm operation	Others				In milk	Dry	Not calved once	Others		
1	2	3	4	5	6	7	8	9	10	11	12	13	14	15	
Tamil Nadu	1429	351	637	364	382	702	3865	1443	1605	2267	693	405	217	6630	10495

Table 70 - State-wise Details of Indigenous (graded) Cattle by Age, Sex and Use (All)

State/ Union Territory	Breed Name : Pulikulum Graded														
	Male							Female							Total Male + Female (8+15)
	Up to 2 Years	Over 2 Years					Total Male (2+3+ 4+ 5+ 6+7)	Under 1 year	1 to 3 years	Over 3 Years				Total Female (9+10+ 11+ 12+ 13+14)	
		Used for breed- ing only	Used for Agri- culture only	Used for Agriculture & breeding only	Used for Bullock cart / Farm operation	Others				In milk	Dry	Not calved once	Others		
1	2	3	4	5	6	7	8	9	10	11	12	13	14	15	
Tamil Nadu	309	61	234	109	253	119	1085	501	442	725	370	149	167	2354	3439

Table 71 - State-wise Details of Indigenous (pure) Cattle by Age, Sex and Use (All)

State/ Union Territory	Breed Name : Punganur														
	Male							Female							Total Male + Female (8+15)
	Up to 2 Years	Over 2 Years					Total Male (2+3+ 4+ 5+ 6+7)	Under 1 year	1 to 3 years	Over 3 Years				Total Female (9+10+ 11+ 12+ 13+14)	
		Used for breed- ing only	Used for Agri- culture only	Used for Agricul- ture & breeding only	Used for Bullock cart / Farm opera- tion	Others				In milk	Dry	Not calved once	Others		
3		4	5	6	7	8				9	10	11	12		
1	2	3	4	5	6	7	8	9	10	11	12	13	14	15	16
Andhra Pradesh	397	278	417	320	133	75	1620	2117	1867	2331	565	150	156	7186	8806
Karnataka	10	10	8	0	0	0	28	7	6	24	1	0	0	38	66
Kerala	4	1	0	0	0	0	5	5	1	4	0	0	0	10	15
Maharashtra	0	1	0	0	0	0	1	0	0	5	0	0	0	5	6
Tamil Nadu	0	0	2	0	0	0	2	1	1	2	0	0	0	4	6
Telangana	46	19	99	15	32	9	220	175	140	263	126	34	19	757	977
Total	457	309	526	335	165	84	1876	2305	2015	2629	692	184	175	8000	9876

Table 72 - State-wise Details of Indigenous (graded) Cattle by Age, Sex and Use (All)

State/ Union Territory	Breed Name : Punganur Graded														
	Male							Female							Total Male + Female (8+15)
	Up to 2 Years	Over 2 Years					Total Male (2+3+ 4+ 5+ 6+7)	Under 1 year	1 to 3 years	Over 3 Years				Total Female (9+10+ 11+ 12+ 13+14)	
		Used for breed- ing only	Used for Agri- culture only	Used for Agricul- ture & breeding only	Used for Bullock cart / Farm opera- tion	Others				In milk	Dry	Not calved once	Others		
3		4	5	6	7	8				9	10	11	12		
1	2	3	4	5	6	7	8	9	10	11	12	13	14	15	16
Andhra Pradesh	158	75	196	79	82	31	621	520	423	775	258	74	54	2104	2725
Karnataka	71	4	4	0	0	0	79	64	121	81	6	0	0	272	351
Kerala	0	0	0	0	0	0	0	2	0	2	0	0	0	4	4
Tamil Nadu	0	0	0	0	0	0	0	1	8	1	0	0	0	10	10
Telangana	18	8	18	3	13	1	61	48	43	86	44	22	5	248	309
Total	247	87	218	82	95	32	761	635	595	945	308	96	59	2638	3399

Table 73 - State-wise Details of Indigenous (pure) Cattle by Age, Sex and Use (All)

State/ Union Territory	Breed Name : Rathi														
	Male							Female							Total Male + Female (8+15)
	Up to 2 Years	Over 2 Years					Total Male (2+3+ 4+ 5+ 6+7)	Under 1 year	1 to 3 years	Over 3 Years				Total Female (9+10+ 11+ 12+ 13+14)	
		Used for breed- ing only	Used for Agri- culture only	Used for Agricul- ture & breeding only	Used for Bullock cart / Farm opera- tion	Others				In milk	Dry	Not calved once	Others		
3		4	5	6	7	8				9	10	11	12		
Chhattisgarh	0	0	4	4	0	0	8	0	0	0	0	0	0	0	8
Haryana	167	13	46	3	37	36	302	761	624	1326	419	73	49	3252	3554
Himachal Pradesh	2	1	0	0	0	0	3	6	5	6	5	2	0	24	27
Kerala	5	4	0	0	0	0	9	2	3	3	1	0	1	10	19
Maharashtra	3	0	0	0	0	2	5	5	3	11	2	0	0	21	26
Punjab	432	54	213	73	395	27	1194	2160	1614	4710	1809	422	60	10775	11969
Rajasthan	49143	6351	4543	651	2109	5182	67979	186212	171898	288206	122288	20481	5971	795056	863035
Tamil Nadu	12	2	0	0	0	0	14	13	6	24	13	0	0	56	70
Uttarakhand	12	0	3	2	2	0	19	29	26	51	13	4	2	125	144
Total	49776	6425	4809	733	2543	5247	69533	189188	174179	294337	124550	20982	6083	809319	878852

Table 74 - State-wise Details of Indigenous (graded) Cattle by Age, Sex and Use (All)

State/ Union Territory	Breed Name : Rathi Graded														
	Male							Female							Total Male + Female (8+15)
	Up to 2 Years	Over 2 Years					Total Male (2+3+ 4+ 5+ 6+7)	Under 1 year	1 to 3 years	Over 3 Years				Total Female (9+10+ 11+ 12+ 13+14)	
		Used for breed- ing only	Used for Agri- culture only	Used for Agricul- ture & breeding only	Used for Bullock cart / Farm opera- tion	Others				In milk	Dry	Not calved once	Others		
3		4	5	6	7	8				9	10	11	12		
A&N Islands	29	0	0	0	0	0	29	27	1	2	0	0	0	30	59
Haryana	768	71	137	19	218	178	1391	2024	2207	3528	1286	359	180	9584	10975
Kerala	2	0	0	0	0	0	2	0	9	8	1	0	0	18	20
Maharashtra	0	0	0	0	0	0	0	0	0	1	0	0	0	1	1
Odisha	0	0	2	0	0	0	2	3	0	2	1	0	0	6	8
Punjab	608	58	271	80	186	128	1331	3331	2140	5836	2552	323	615	14797	16128
Rajasthan	13647	1135	2660	253	1275	2660	21630	54871	48688	89909	36409	9300	2325	241502	263132
Tamil Nadu	3	0	0	0	0	0	3	6	2	9	3	1	1	22	25
Telangana	1	1	1	0	0	0	3	2	9	5	9	0	0	25	28
Uttarakhand	31	5	20	13	0	0	69	142	84	233	42	18	12	531	600
Total	15089	1270	3091	365	1679	2966	24460	60406	53140	99533	40303	10001	3133	266516	290976

Table 75 - State-wise Details of Indigenous (pure) Cattle by Age, Sex and Use (All)

State/ Union Territory	Breed Name : Red Kandhari														
	Male							Female							Total Male + Female (8+15)
	Up to 2 Years	Over 2 Years					Total Male (2+3+ 4+ 5+ 6+7)	Under 1 year	1 to 3 years	Over 3 Years				Total Female (9+10+ 11+ 12+ 13+14)	
		Used for breed- ing only	Used for Agri- culture only	Used for Agricul- ture & breeding only	Used for Bullock cart / Farm opera- tion	Others				In milk	Dry	Not calved once	Others		
1		2	3	4	5	6				7	8	9	10		
Maharashtra	8615	1053	31834	983	1510	347	44342	12798	9156	19261	8461	896	388	50960	95302
Telangana	0	0	0	0	0	0	0	1	0	1	0	0	0	2	2
Total	8615	1053	31834	983	1510	347	44342	12799	9156	19262	8461	896	388	50962	95304

Table 76 - State-wise Details of Indigenous (graded) Cattle by Age, Sex and Use (All)

State/ Union Territory	Breed Name : Red Kandhari Graded														
	Male							Female							Total Male + Female (8+15)
	Up to 2 Years	Over 2 Years					Total Male (2+3+ 4+ 5+ 6+7)	Under 1 year	1 to 3 years	Over 3 Years				Total Female (9+10+ 11+ 12+ 13+14)	
		Used for breed- ing only	Used for Agri- culture only	Used for Agricul- ture & breeding only	Used for Bullock cart / Farm opera- tion	Others				In milk	Dry	Not calved once	Others		
1		2	3	4	5	6				7	8	9	10		
Maharashtra	4380	540	17578	1148	2301	174	26121	7379	4288	10744	3932	909	484	27736	53857
Odisha	0	0	0	0	0	0	0	1	0	1	1	0	0	3	3
Telangana	12	0	17	2	0	0	31	5	9	11	1	0	0	26	57
Total	4392	540	17595	1150	2301	174	26152	7385	4297	10756	3934	909	484	27765	53917

Table 77 - State-wise Details of Indigenous (pure) Cattle by Age, Sex and Use (All)

State/ Union Territory	Breed Name : Red Sindhi														
	Male							Female							Total Male + Female (8+15)
	Up to 2 Years	Over 2 Years					Total Male (2+3+ 4+ 5+ 6+7)	Under 1 year	1 to 3 years	Over 3 Years				Total Female (9+10+ 11+ 12+ 13+14)	
		Used for breed- ing only	Used for Agri- culture only	Used for Agriculture & breeding only	Used for Bullock cart / Farm opera- tion	Oth- ers				In milk	Dry	Not calved once	Others		
1	2	3	4	5	6	7	8	9	10	11	12	13	14	15	
A&N Islands	9	0	0	0	0	0	9	23	8	4	0	0	0	35	44
Assam	1	1	1	1	1	1	6	0	0	0	0	0	0	0	6
Bihar	6594	925	1826	252	93	206	9896	34537	41230	42357	13893	2183	1347	135547	145443
Chhattisgarh	1	0	9	9	0	0	19	2	3	4	18	6	0	33	52
Goa	9	2	0	0	0	7	18	15	9	33	35	1	0	93	111
Gujarat	0	0	0	0	0	0	0	0	1	1	1	1	0	4	4
Haryana	0	0	0	0	0	0	0	2	0	5	1	0	0	8	8
Himachal Pradesh	73	6	271	3	19	0	372	198	123	498	75	32	3	929	1301
Jharkhand	5441	1803	10152	2122	897	477	20892	18749	15988	21280	9434	1931	929	68311	89203
Karnataka	19	10	7	2	0	2	40	131	107	253	77	21	1	590	630
Kerala	1	3	0	0	0	0	4	18	11	27	4	0	2	62	66
Maharashtra	4	0	2	0	0	1	7	3	3	3	5	0	0	14	21
Manipur	0	0	0	0	0	0	0	4	11	11	0	0	0	26	26
Odisha	684	56	806	11	258	22	1837	1541	1191	1783	809	161	31	5516	7353
Punjab	12	4	1	2	2	0	21	40	38	92	16	1	0	187	208
Tamil Nadu	31	3	4	4	2	5	49	1001	457	611	210	92	90	2461	2510
Telangana	4	2	1	1	0	0	8	10	9	37	20	5	8	89	97
Uttar Pradesh	370	122	215	30	25	19	781	4239	4037	5278	1692	291	315	15852	16633
Uttarakhand	873	68	166	14	14	6	1141	1874	1543	3442	870	112	68	7909	9050
West Bengal	3	3	2	0	0	0	8	22	21	26	6	1	0	76	84
Total	14129	3008	13463	2451	1311	746	35108	62409	64790	75745	27166	4838	2794	237742	272850

Table 78 - State-wise Details of Indigenous (graded) Cattle by Age, Sex and Use (All)

State/ Union Territory	Breed Name : Red Sindhi Graded														
	Male							Female							Total Male + Female (8+15)
	Up to 2 Years	Over 2 Years					Total Male (2+3+ 4+ 5+ 6+7)	Under 1 year	1 to 3 years	Over 3 Years				Total Female (9+10+ 11+ 12+ 13+14)	
		Used for breed- ing only	Used for Agri- culture only	Used for Agricul- ture & breeding only	Used for Bullock cart / Farm opera- tion	Oth- ers				In milk	Dry	Not calved once	Others		
1	2	3	4	5	6	7	8	9	10	11	12	13	14	15	16
A&N Islands	1	0	0	0	0	0	1	0	0	0	0	0	0	0	1
Bihar	5121	1172	689	236	164	129	7511	35823	25820	46943	18146	2945	882	130559	138070
Chhattisgarh	5453	351	8470	381	681	136	15472	4573	3839	3784	2892	1427	185	16700	32172
Goa	0	1	0	0	0	0	1	1	3	5	3	0	0	12	13
Haryana	0	0	0	0	0	0	0	3	2	6	2	0	0	13	13
Himachal Pradesh	36	2	321	0	3	0	362	54	31	109	29	5	1	229	591
Jammu & Kashmir	46	0	27	39	2	0	114	286	125	425	86	18	25	965	1079
Jharkhand	5580	590	10402	1568	262	230	18632	14568	10555	18581	7543	2252	648	54147	72779
Karnataka	21	3	2	0	0	0	26	71	79	169	61	19	2	401	427
Kerala	2	0	0	0	0	0	2	9	6	22	2	0	0	39	41
Maharashtra	0	0	2	0	0	0	2	0	0	1	1	0	0	2	4
Odisha	3672	42	5071	43	685	70	9583	5231	4277	5960	2427	734	92	18721	28304
Punjab	38	18	2	20	14	0	92	127	79	290	84	9	11	600	692
Rajasthan	2	2	0	0	0	0	4	2	2	2	2	0	0	8	12
Tamil Nadu	37	5	4	1	0	3	50	139	165	491	60	16	14	885	935
Uttar Pradesh	683	87	342	23	41	66	1242	5212	4463	6766	2615	541	208	19805	21047
Uttarakhand	3315	112	3286	78	53	111	6955	8809	7387	15437	4101	915	260	36909	43864
West Bengal	2	0	0	0	0	0	2	1	2	0	1	0	0	4	6
Total	24009	2385	28618	2389	1905	745	60051	74909	56835	98991	38055	8881	2328	279999	340050

Table 79 - State-wise Details of Indigenous (pure) Cattle by Age, Sex and Use (All)

State/ Union Territory	Breed Name : Sahiwal														Total Male + Female (8+15)
	Male							Female							
	Up to 2 Years	Over 2 Years					Total Male (2+3+ 4+ 5+ 6+7)	Under 1 year	1 to 3 years	Over 3 Years				Total Female (9+10+ 11+ 12+ 13+14)	
		Used for breed- ing only	Used for Agri- culture only	Used for Agriculture & breeding only	Used for Bullock cart / Farm opera- tion	Others				In milk	Dry	Not calved once	Others		
1	2	3	4	5	6	7	8	9	10	11	12	13	14	15	16
A&N Islands	0	0	0	0	0	0	0	0	4	8	0	0	0	12	12
Assam	469	256	430	128	53	81	1417	1778	1931	1972	818	336	335	7170	8587
Bihar	102	14	7	0	0	14	137	481	215	660	142	29	12	1539	1676
Chandigarh	6	1	0	0	0	25	32	28	10	27	13	0	5	83	115
Chhattisgarh	130	29	59	2	0	4	224	99	216	113	180	23	7	638	862
Delhi	281	19	0	1	22	8	331	138	268	354	63	10	0	833	1164
Goa	17	3	1	1	0	0	22	28	50	35	50	8	3	174	196
Gujarat	2	0	0	0	0	0	2	8	9	20	8	1	0	46	48
Haryana	4659	309	329	52	322	1323	6994	11617	10790	17413	5923	1613	1301	48657	55651
Himachal Pradesh	69	11	30	4	0	2	116	126	121	318	114	29	1	709	825
Jammu & Kashmir	118	10	55	191	10	15	399	1182	548	1458	865	66	40	4159	4558
Jharkhand	6305	1096	7581	3518	592	543	19635	35054	34422	37266	12980	3674	1878	125274	144909
Karnataka	46	42	6	3	0	3	100	106	99	258	79	25	9	576	676
Kerala	14	4	0	0	0	6	24	21	19	31	20	3	0	94	118
Madhya Pradesh	5541	722	3078	1016	107	364	10828	16702	12283	23552	9006	2423	818	64784	75612
Maharashtra	425	160	599	105	30	99	1418	1063	800	1742	702	143	134	4584	6002
Odisha	6	0	16	0	1	0	23	20	13	19	14	0	0	66	89
Punjab	1302	345	320	47	152	170	2336	5508	5899	12984	3783	403	331	28908	31244
Rajasthan	318	58	12	8	6	2	404	1236	1114	1989	816	289	26	5470	5874
Tamil Nadu	26	15	13	0	1	0	55	106	102	238	44	3	0	493	548
Telangana	32	34	43	5	5	2	121	96	101	149	66	41	1	454	575
Tripura	2	0	0	0	0	0	2	8	4	8	1	0	0	21	23
Uttar Pradesh	13352	1715	6689	785	1483	846	24870	125074	107442	176032	55721	9262	7819	481350	506220
Uttarakhand	289	46	106	18	2	12	473	1427	1309	2775	766	191	30	6498	6971
West Bengal	94060	20221	44460	14606	5905	8241	187493	245089	217860	248996	85450	27616	16394	841405	1028898
Total	127571	25110	63834	20490	8691	11760	257456	446995	395629	528417	177624	46188	29144	1623997	1881453

Table 80 - State-wise Details of Indigenous (graded) Cattle by Age, Sex and Use (All)

State/ Union Territory	Breed Name : Sahiwal Graded														
	Male							Female							Total Male + Female (8+15)
	Up to 2 Years	Over 2 Years					Total Male (2+3+ 4+ 5+ 6+7)	Under 1 year	1 to 3 years	Over 3 Years				Total Female (9+10+ 11+ 12+ 13+14)	
		Used for breed- ing only	Used for Agri- culture only	Used for Agricult- ure & breeding only	Used for Bullock cart / Farm opera- tion	Oth- ers				In milk	Dry	Not calved once	Others		
1															
A&N Islands	140	0	0	0	0	1	141	241	21	33	0	8	8	311	452
Assam	95	40	81	32	24	19	291	376	401	369	118	40	36	1340	1631
Bihar	10023	691	1746	296	346	597	13699	97514	68004	122479	47200	7995	4384	347576	361275
Chandigarh	11	1	0	0	0	1	13	19	14	16	17	1	0	67	80
Chhattisgarh	63679	3872	72685	3335	6151	3307	153029	53716	50497	60164	50207	21501	2232	238317	391346
Delhi	90	0	0	0	0	0	90	250	143	560	148	15	966	2082	2172
Goa	0	0	0	0	0	0	0	8	7	20	5	8	0	48	48
Gujarat	1	0	0	0	0	0	1	2	1	4	1	1	0	9	10
Haryana	9045	526	943	179	1106	1614	13413	19467	18417	27856	9811	2987	1347	79885	93298
Himachal Pradesh	54	2	76	4	0	3	139	157	157	355	138	37	3	847	986
Jammu & Kashmir	35	4	32	8	2	0	81	171	96	216	61	30	7	581	662
Jharkhand	10828	851	14674	662	1082	389	28486	30374	21626	41372	14220	3545	1468	112605	141091
Karnataka	47	6	21	4	0	5	83	92	54	156	58	4	4	368	451
Kerala	10	0	0	0	0	0	10	20	17	26	4	0	0	67	77
Madhya Pradesh	13977	1408	13554	1666	628	534	31767	34880	26004	42685	24920	4527	1375	134391	166158
Maharashtra	329	15	188	4	22	3	561	413	295	468	209	40	28	1453	2014
Odisha	53	0	38	0	0	0	91	62	28	42	12	7	0	151	242
Punjab	2456	511	360	219	437	692	4675	9656	9094	21579	8240	1462	1944	51975	56650
Rajasthan	303	41	3	11	6	23	387	1081	992	1730	642	196	36	4677	5064
Tamil Nadu	28	12	0	0	0	0	40	106	49	135	75	10	3	378	418
Telangana	39	20	21	3	12	1	96	127	92	291	58	18	3	589	685
Uttar Pradesh	46998	4038	21846	2790	4679	1998	82349	289326	234648	408626	146096	27213	13195	1119104	1201453
Uttarakhand	2812	173	946	69	72	62	4134	7913	6813	14971	4010	974	258	34939	39073
West Bengal	184627	15701	70004	7752	4156	8506	290746	370246	320260	408736	145702	48671	18524	1312139	1602885
Total	345680	27912	197218	17034	18723	17755	624322	916217	757730	1152889	451952	119290	45821	3443899	4068221

Table 81 - State-wise Details of Indigenous (pure) Cattle by Age, Sex and Use (All)

State/ Union Territory	Breed Name : Siri														
	Male							Female							Total Male + Female (8+15)
	Up to 2 Years	Over 2 Years					Total Male (2+3+ 4+ 5+ 6+7)	Under 1 year	1 to 3 years	Over 3 Years				Total Female (9+10+ 11+ 12+ 13+14)	
		Used for breed- ing only	Used for Agri- culture only	Used for Agricult- ure & breeding only	Used for Bullock cart / Farm opera- tion	Oth- ers				In milk	Dry	Not calved once	Others		
1															
Assam	148	39	102	174	21	11	358	323	308	321	42	22	2	1018	1376
Sikkim	423	98	369	109	9	32	1105	1037	406	1012	258	89	69	2871	3976
West Bengal	591	140	338	320	63	235	1476	2162	1882	2535	1005	434	432	8450	9926
Total	1162	277	809	37	93	278	2939	3522	2596	3868	1305	545	503	12339	15278

Table 82 - State-wise Details of Indigenous (graded) Cattle by Age, Sex and Use (All)

State/ Union Territory	Breed Name : Siri Graded														
	Male							Female							Total Male + Female (8+15)
	Up to 2 Years	Over 2 Years					Total Male (2+3+ 4+ 5+ 6+7)	Under 1 year	1 to 3 years	Over 3 Years				Total Female (9+10+ 11+ 12+ 13+14)	
		Used for breed- ing only	Used for Agri- culture only	Used for Agriculture & breeding only	Used for Bullock cart / Farm operation	Others				In milk	Dry	Not calved once	Others		
3		4	5	6	7	8				9	10	11	12		
1	2	3	4	5	6	7	8	9	10	11	12	13	14	15	16
Rajasthan	0	0	0	0	0	0	0	0	1	2	0	0	0	3	3
Sikkim	31	6	78	3	0	1	119	121	43	134	50	8	10	366	485
West Bengal	723	186	309	76	77	116	1487	1716	1686	2239	614	271	288	6814	8301
Total	754	192	387	79	77	117	1606	1837	1730	2375	664	279	298	7183	8789

Table 83 - State-wise Details of Indigenous (pure) Cattle by Age, Sex and Use (All)

State/ Union Territory	Breed Name : Tharparkar														
	Male							Female							Total Male + Female (8+15)
	Up to 2 Years	Over 2 Years					Total Male (2+3+ 4+ 5+ 6+7)	Under 1 year	1 to 3 years	Over 3 Years				Total Female (9+10+ 11+ 12+ 13+14)	
		Used for breed- ing only	Used for Agri- culture only	Used for Agriculture & breeding only	Used for Bullock cart / Farm operation	Others				In milk	Dry	Not calved once	Others		
3		4	5	6	7	8				9	10	11	12		
1	2	3	4	5	6	7	8	9	10	11	12	13	14	15	16
A&N Islands	4	0	0	0	0	0	4	0	0	0	0	0	0	0	4
Andhra Pradesh	1	0	0	0	0	0	1	4	3	5	3	0	2	17	18
Bihar	0	0	9	0	0	0	9	2	1	3	1	1	1	9	18
Chandigarh	0	0	0	0	0	1	1	0	0	1	0	0	0	1	2
Chhattisgarh	0	0	6	0	0	0	6	0	0	0	1	0	0	1	7
Delhi	0	0	0	0	0	0	0	0	0	0	0	0	0	0	0
Haryana	85	24	15	3	26	5	158	183	213	242	185	104	10	937	1095
Himachal Pradesh	14	4	2	0	0	0	20	20	18	7	17	0	0	62	82
Jharkhand	1657	344	6896	468	226	163	9754	4304	3731	5987	3263	404	270	17959	27713
Karnataka	15	10	5	3	3	0	36	20	10	26	6	1	3	66	102
Kerala	5	8	0	0	0	1	14	7	23	6	0	0	0	36	50
Madhya Pradesh	518	87	984	63	84	32	1768	788	654	775	600	193	52	3062	4830
Maharashtra	64	34	100	7	11	2	218	213	242	588	217	23	34	1317	1535
Punjab	27	11	30	2	251	10	331	169	63	342	66	4	0	644	975
Rajasthan	3547	330	356	156	69	205	4663	24523	18190	31659	13743	2658	1178	91951	96614
Tamil Nadu	16	5	0	4	1	1	27	52	47	76	23	5	2	205	232
Telangana	17	13	33	14	14	3	94	42	49	71	38	11	5	216	310
Uttar Pradesh	613	288	716	168	316	138	2239	3596	3241	5827	1571	636	359	15230	17469
Total	6583	1158	9152	888	1001	561	19343	33923	26485	45615	19734	4040	1916	131713	151056

Table 84 - State-wise Details of Indigenous (graded) Cattle by Age, Sex and Use (All)

State/ Union Territory	Breed Name : Tharparkar Graded														
	Male							Female							Total Male + Female (8+15)
	Up to 2 Years	Over 2 Years					Total Male (2+3+ 4+ 5+ 6+7)	Under 1 year	1 to 3 years	Over 3 Years				Total Female (9+10+ 11+ 12+ 13+14)	
		Used for breed- ing only	Used for Agri- culture only	Used for Agricul- ture & breeding only	Used for Bullock cart / Farm opera- tion	Oth- ers				In milk	Dry	Not calved once	Others		
1	2	3	4	5	6	7	8	9	10	11	12	13	14	15	16
A&N Islands	244	1	0	0	0	0	245	372	114	8	2	0	0	496	741
Andhra Pradesh	0	0	0	0	0	0	0	1	0	1	1	0	0	3	3
Bihar	210	21	115	15	6	4	371	3027	1671	3517	1308	300	160	9983	10354
Chhattisgarh	3349	160	10735	428	1351	93	16116	1828	1981	1379	1617	606	74	7485	23601
Delhi	0	0	0	0	0	0	0	0	0	0	0	0	0	0	0
Haryana	213	29	26	57	32	122	479	403	313	769	233	60	35	1813	2292
Himachal Pradesh	8	2	0	3	0	0	13	2	10	7	2	6	0	27	40
Jharkhand	589	59	2450	81	156	55	3390	911	781	1099	536	131	27	3485	6875
Karnataka	11	6	13	1	0	3	34	14	8	20	7	1	0	50	84
Kerala	1	0	0	0	0	0	1	1	5	5	3	0	0	14	15
Madhya Pradesh	4016	474	8065	1216	94	82	13947	6649	5301	7591	5414	1200	252	26407	40354
Maharashtra	28	4	69	6	21	10	138	75	39	92	32	13	1	252	390
Punjab	63	30	397	26	135	38	689	142	104	230	133	52	39	700	1389
Rajasthan	17397	1874	611	617	669	1620	22788	60491	45578	86181	46652	12962	9732	261596	284384
Tamil Nadu	11	0	0	0	2	0	13	21	11	42	9	1	4	88	101
Telangana	18	5	16	8	5	2	54	21	29	32	10	12	7	111	165
Uttar Pradesh	4132	300	5155	881	554	69	11091	13108	8110	18706	7239	1665	494	49322	60413
Total	30290	2965	27652	3339	3025	2098	69369	87066	64055	119679	63198	17009	10825	361832	431201

Table 85 - State-wise Details of Indigenous (pure) Cattle by Age, Sex and Use (All)

State/ Union Territory	Breed Name : Umbla Cherry														
	Male							Female							Total Male + Female (8+15)
	Up to 2 Years	Over 2 Years					Total Male (2+3+ 4+ 5+ 6+7)	Under 1 year	1 to 3 years	Over 3 Years				Total Female (9+10+ 11+ 12+ 13+14)	
		Used for breed- ing only	Used for Agri- culture only	Used for Agricul- ture & breeding only	Used for Bullock cart / Farm opera- tion	Oth- ers				In milk	Dry	Not calved once	Others		
1	2	3	4	5	6	7	8	9	10	11	12	13	14	15	16
Kerala	0	2	0	0	0	0	2	0	4	0	0	0	0	4	6
Puducherry	8	3	9	0	4	0	24	0	0	1	2	0	0	3	27
Tamil Nadu	1442	240	534	181	316	74	2787	8527	4818	9086	4046	1123	775	28375	31162
Total	1450	245	543	181	320	74	2813	8527	4822	9087	4048	1123	775	28382	31195

Table 86 - State-wise Details of Indigenous (graded) Cattle by Age, Sex and Use (All)

State/ Union Territory	Breed Name : Umbra Cherry Graded														Total Male + Female (8+15)
	Male							Female							
	Up to 2 Years	Over 2 Years					Total Male (2+3+ 4+ 5+ 6+7)	Under 1 year	1 to 3 years	Over 3 Years				Total Female (9+10+ 11+ 12+ 13+14)	
		Used for breed- ing only	Used for Agri- culture only	Used for Agriculture & breeding only	Used for Bullock cart / Farm operation	Others				In milk	Dry	Not calved once	Others		
1	2	3	4	5	6	7	8	9	10	11	12	13	14	15	16
Puduchery	2	1	4	0	4	0	11	5	0	5	0	0	0	10	21
Tamil Nadu	374	61	130	21	126	102	814	3332	1807	3571	1360	215	69	10354	11168
Telangana	1	1	0	0	0	0	2	0	1	2	1	0	0	4	6
Total	377	63	134	21	130	102	827	3337	1808	3578	1361	215	69	10368	11195

Table 87 - State-wise Details of Indigenous (pure) Cattle by Age, Sex and Use (All)

State/ Union Territory	Breed Name : Vechur														Total Male + Female (8+15)
	Male							Female							
	Up to 2 Years	Over 2 Years					Total Male (2+3+ 4+ 5+ 6+7)	Under 1 year	1 to 3 years	Over 3 Years				Total Female (9+10+ 11+ 12+ 13+14)	
		Used for breed- ing only	Used for Agri- culture only	Used for Agriculture & breeding only	Used for Bullock cart / Farm operation	Others				In milk	Dry	Not calved once	Others		
1	2	3	4	5	6	7	8	9	10	11	12	13	14	15	16
Kerala	937	107	17	21	3	44	1129	2019	1763	2969	829	131	77	7788	8917
Lakshadweep	1	0	0	0	0	1	2	3	0	5	0	2	0	10	12
Maharashtra	0	1	0	0	0	0	1	0	0	2	0	0	0	2	3
Telangana	5	6	1	1	0	0	12	13	2	4	0	0	0	19	31
Total	943	114	18	21	3	45	1144	2035	1765	2980	829	133	77	7819	8963

Table 88 - State-wise Details of Indigenous (graded) Cattle by Age, Sex and Use (All)

State/ Union Territory	Breed Name : Vechur Graded														Total Male + Female (8+15)
	Male							Female							
	Up to 2 Years	Over 2 Years					Total Male (2+3+ 4+ 5+ 6+7)	Under 1 year	1 to 3 years	Over 3 Years				Total Female (9+10+ 11+ 12+ 13+14)	
		Used for breed- ing only	Used for Agri- culture only	Used for Agriculture & breeding only	Used for Bullock cart / Farm operation	Others				In milk	Dry	Not calved once	Others		
1	2	3	4	5	6	7	8	9	10	11	12	13	14	15	16
Kerala	746	38	8	12	2	24	830	1275	1264	2173	520	71	74	5377	6207
Telangana	0	1	0	0	0	0	1	1	3	2	4	0	0	10	11
Total	746	39	8	12	2	24	831	1276	1267	2175	524	71	74	5387	6218

Table 89 - State-wise Details of Indigenous (Non-descript) Cattle by Age, Sex and Use (All)

State/ Union Territory	Breed Name : Non-Descript														Total Male + Female (8+15)
	Male							Female							
	Up to 2 Years	Over 2 Years					Total Male (2+3+ 4+5+ 6+7)	Under 1 year	1 to 3 years	Over 3 Years				Total Female (9+10+ 11+ 12+ 13+14)	
		Used for breed- ing only	Used for Agri- culture only	Used for Agri- culture & breed- ing only	Used for Bull- ock cart / Farm opera- tion	Others				In milk	Dry	Not calved once	Others		
1	2	3	4	5	6	7	8	9	10	11	12	13	14	15	16
A&N Islands	1914	412	2504	1409	150	125	6514	2845	2426	4089	2693	378	94	12525	19039
Andhra Pradesh	162444	46366	423381	65115	78228	11527	787061	264524	237237	386830	157742	58442	26325	1131100	1918161
Arunachal Pradesh	49217	14038	55030	8910	2178	10130	139503	45923	48307	46103	27562	17139	7697	192731	332234
Assam	339765	90150	466370	70389	28077	41912	1036663	624085	516301	682471	291434	83589	64657	2262537	3299200
Bihar	453482	88798	358614	57694	43187	31449	1033224	2344907	1871887	2671728	1124823	218725	116514	8348584	9381808
Chandigarh	393	25	7	4	24	1077	1530	245	259	583	1109	165	157	2518	4048
Chhattisgarh	752782	106392	2357278	201314	65823	68961	3552550	632781	660672	839838	1081666	310793	59396	3585146	7137696
D&N Haveli	18078	4225	2902	306	178	308	25997	6017	2890	1467	1275	228	81	11958	37955
Daman & Diu	154	12	181	20	10	108	485	147	218	210	287	33	60	955	1440
Delhi	963	324	0	58	67	414	1826	1682	1056	2529	1159	513	434	7373	9199
Goa	3208	1106	4782	914	190	958	11158	4140	3805	6219	4488	1048	504	20204	31362
Gujarat	187681	39034	830871	48937	42550	9925	1158998	316731	308094	506394	283476	47157	13735	1475587	2634585
Haryana	17884	1487	7213	845	5827	8867	42123	34469	30345	53975	24467	7188	8193	158637	200760
Himachal Pradesh	50525	2902	266003	15058	1964	3085	339537	72700	52695	171410	92625	13163	3302	405895	745432
Jammu & Kashmir	75162	7526	140271	58476	1138	2708	285281	204379	117937	336931	111324	25071	8791	804433	1089714
Jharkhand	625661	132671	1821680	196036	94441	66132	2936621	860359	772154	1056382	624679	143140	68877	3525591	6462212
Karnataka	160137	16128	511238	18190	21782	5371	732846	292656	232405	435066	227313	47710	10021	1245171	1978017
Kerala	7801	307	758	231	239	674	10010	13597	12123	18656	6786	1298	594	53054	63064
Lakshadweep	300	29	36	11	1	171	548	168	230	207	92	20	20	737	1285
Madhya Pradesh	1114370	186196	3510503	216792	136673	60563	5225097	2182904	1634511	2938152	1989728	289053	126913	9161261	14386358
Maharashtra	652249	88709	2839090	132148	431928	27796	4171920	838517	642542	1407444	836298	86962	38573	3850336	8022256
Manipur	26111	5780	15757	7954	3514	6631	65747	38234	34147	37995	12349	10997	7051	140773	206520
Meghalaya	118677	31124	10114	138394	5987	35469	339765	112604	108221	127735	96923	65478	19439	530400	870165
Mizoram	3568	2034	1727	1039	243	487	9098	2690	2839	3882	3049	2273	415	15148	24246
Nagaland	10890	4296	10360	2289	992	2073	30900	7582	7768	7478	2361	2600	1191	28980	59880
Odisha	782088	87528	2355702	110356	266443	41058	3643175	1114666	819068	1359481	743710	145130	47274	4229329	7872504
Puducherry	388	231	122	47	119	64	971	793	810	1223	787	315	83	4011	4982
Punjab	9009	1135	9908	756	12083	3598	36489	30401	24947	63280	23704	5390	7198	154920	191409
Rajasthan	527449	59881	850959	70205	43432	75038	1626964	1519874	1103444	2141674	1238491	183083	78099	6264665	7891629
Sikkim	3208	456	3078	736	270	226	7974	4772	3655	7342	2200	499	257	18725	26699
Tamil Nadu	107952	27315	66582	17166	29322	13233	261570	329713	275011	436434	149263	38086	18494	1247001	1508571
Telangana	269888	59801	767318	93425	169008	19057	1378497	452206	384736	626388	276814	118093	38076	1896313	3274810
Tripura	51837	8624	38207	8953	3378	1757	112756	136775	115009	148919	72032	19603	5077	497415	610171
Uttar Pradesh	474541	47779	646922	45187	69942	32070	1316441	1926349	1610127	2684103	1219993	199509	146899	7786980	9103421
Uttarakhand	12271	1412	41636	1717	1422	640	59098	25320	22121	44038	20990	2912	1082	116463	175561
West Bengal	1074970	128339	1355212	92800	100757	91907	2843985	2060931	1945677	2305504	1058574	314243	121252	7806181	10650166
Total	8147017	1292572	19772316	1683881	1661567	675569	33232922	16506686	13605674	21562160	11812266	2460026	1046825	66993637	100226559

Annexure – II

**State-wise details of Indigenous Buffalo by age,
sex and use Breed Report**

Table 90 - State-wise Details of Indigenous (pure) Buffalo by Age, Sex and Use (All)

State/ Union Territory	Breed Name : Banni														
	Male							Female							Total Male + Female
	Up to 2 Years	Over 2 Years					Total Male	Under 1 year	1 to 3 years	Over 3 Years				Total Female	
		Used for breed- ing only	Used for Agri- culture only	Used for Agriculture & breeding only	Used for Bullock cart / Farm operation	Oth- ers				In milk	Dry	Not calved once	Others		
1	2	3	4	5	6	7	8	9	10	11	12	13	14	15	16
Chhattisgarh	0	2	2	0	0	0	4	1	4	7	1	1	2	16	20
D&N Haveli	2	0	5	1	0	0	8	1	0	1	0	0	0	2	10
Gujarat	19532	5099	1181	628	567	1352	28359	105501	107527	182233	75857	9089	4133	484340	512699
Haryana	1	0	0	0	0	0	1	2	1	1	1	0	0	5	6
Kerala	31	4	2	0	2	3	42	5	11	6	0	0	0	22	64
Maharashtra	0	0	0	0	0	0	0	5	7	7	2	8	0	29	29
Nagaland	1	2	0	2	0	2	7	0	0	0	0	0	0	0	7
Rajasthan	1	0	0	0	0	0	1	3	2	4	1	0	1	11	12
Telangana	0	0	0	0	0	0	0	1	0	2	1	0	0	4	4
Total	19568	5107	1190	631	569	1357	28422	105519	107552	182261	75863	9098	4136	484429	512851

Table 91 - State-wise Details of Indigenous (graded) Buffalo by Age, Sex and Use (All)

State/ Union Territory	Breed Name : Banni Graded														
	Male							Female							Total Male + Female
	Up to 2 Years	Over 2 Years					Total Male	Under 1 year	1 to 3 years	Over 3 Years				Total Female	
		Used for breed- ing only	Used for Agri- culture only	Used for Agriculture & breeding only	Used for Bullock cart / Farm operation	Oth- ers				In milk	Dry	Not calved once	Others		
1	2	3	4	5	6	7	8	9	10	11	12	13	14	15	16
Chhattisgarh	0	0	4	0	2	0	6	0	2	2	1	0	0	5	11
D&N Haveli	1	0	0	0	0	0	1	1	0	2	0	0	0	3	4
Gujarat	11531	1721	727	502	425	1259	16165	50447	55633	94408	38545	8642	1722	249397	265562
Kerala	21	0	0	0	0	0	21	1	1	3	0	0	1	6	27
Maharashtra	0	0	0	0	0	0	0	1	1	3	0	0	0	5	5
Rajasthan	0	0	0	0	0	0	0	1	1	4	0	0	0	6	6
Total	11553	1721	731	502	427	1259	16193	50451	55638	94422	38546	8642	1723	249422	265615

Table 92 - State-wise Details of Indigenous (pure) Buffalo by Age, Sex and Use (All)

State/ Union Territory	Breed Name : Bhadawari														
	Male							Female							Total Male + Female
	Up to 2 Years	Over 2 Years					Total Male	Under 1 year	1 to 3 years	Over 3 Years				Total Female	
		Used for breed- ing only	Used for Agri- culture only	Used for Agriculture & breeding only	Used for Bullock cart / Farm operation	Oth- ers				In milk	Dry	Not calved once	Others		
1	2	3	4	5	6	7	8	9	10	11	12	13	14	15	16
Chhattisgarh	0	0	3	0	0	0	3	0	0	0	1	0	0	1	4
Haryana	10	0	0	0	0	0	10	24	43	43	7	2	0	119	129
Himachal Pradesh	63	5	0	1	0	2	71	110	93	261	98	21	6	589	660
Kerala	26	0	2	8	0	0	36	1	0	2	0	0	0	3	39
Madhya Pradesh	4453	1387	1080	241	161	193	7515	24850	17276	35560	10949	1971	817	91423	98938
Rajasthan	9	4	2	0	0	2	17	117	84	173	68	15	14	471	488
Uttar Pradesh	28762	6461	9300	3953	3533	3006	55015	231491	216896	324124	83679	26685	18895	901770	956785
Uttarakhand	526	95	62	19	32	10	744	1520	1697	2946	1339	134	62	7698	8442
Total	33849	7952	10449	4222	3726	3213	63411	258113	236089	363109	96141	28828	19794	1002074	1065485

Table 93 - State-wise Details of Indigenous (graded) Buffalo by Age, Sex and Use (All)

State/ Union Territory	Breed Name : Bhadawari Graded														
	Male							Female							Total Male + Female
	Up to 2 Years	Over 2 Years					Total Male	Under 1 year	1 to 3 years	Over 3 Years				Total Female	
		Used for breed- ing only	Used for Agri- culture only	Used for Agriculture & breeding only	Used for Bullock cart / Farm operation	Oth- ers				In milk	Dry	Not calved once	Others		
1	2	3	4	5	6	7	8	9	10	11	12	13	14	15	16
Chhattisgarh	2	2	4	0	0	0	8	2	2	2	2	2	2	12	20
Haryana	17	1	1	0	0	0	19	32	65	87	29	9	0	222	241
Himachal Pradesh	75	4	0	0	0	7	86	222	176	516	126	44	9	1093	1179
Kerala	61	2	2	0	0	0	65	5	5	10	1	0	0	21	86
Madhya Pradesh	5699	1133	1851	394	237	313	9627	29334	19423	42022	16183	2905	1266	111133	120760
Rajasthan	14	0	0	0	0	4	18	178	141	240	68	15	3	645	663
Uttar Pradesh	29443	2680	5387	1789	2021	1665	42985	200928	167087	266789	76495	18818	12189	742306	785291
Uttarakhand	428	62	55	29	32	37	643	1718	1349	3242	992	149	34	7484	8127
Total	35739	3884	7300	2212	2290	2026	53451	232419	188248	312908	93896	21942	13503	862916	916367

Table 94 - State-wise Details of Indigenous (pure) Buffalo by Age, Sex and Use (All)

State/ Union Territory	Breed Name : Chilika														
	Male							Female							Total Male + Female
	Up to 2 Years	Over 2 Years					Total Male	Under 1 year	1 to 3 years	Over 3 Years				Total Female	
		Used for breed- ing only	Used for Agri- culture only	Used for Agricul- ture & breeding only	Used for Bullock cart / Farm opera- tion	Other- ers				In milk	Dry	Not calved once	Others		
3		4	5	6	7	8				9	10	11	12		
1	2	3	4	5	6	7	8	9	10	11	12	13	14	15	16
Kerala	13	0	0	0	0	0	13	0	1	0	0	0	0	1	14
Odisha	1138	170	925	195	117	34	2579	2028	1834	2971	1316	189	79	8417	10996
Tamil Nadu	0	0	0	0	0	0	0	0	0	0	0	0	0	0	0
Total	1151	170	925	195	117	34	2592	2028	1835	2971	1316	189	79	8418	11010

Table 95 - State-wise Details of Indigenous (graded) Buffalo by Age, Sex and Use (All)

State/ Union Territory	Breed Name : Chilika Graded														
	Male							Female							Total Male + Female
	Up to 2 Years	Over 2 Years					Total Male	Under 1 year	1 to 3 years	Over 3 Years				Total Female	
		Used for breed- ing only	Used for Agri- culture only	Used for Agricul- ture & breeding only	Used for Bullock cart / Farm opera- tion	Other- ers				In milk	Dry	Not calved once	Others		
3		4	5	6	7	8				9	10	11	12		
1	2	3	4	5	6	7	8	9	10	11	12	13	14	15	16
Chhattisgarh	0	0	0	0	0	0	0	2	1	3	0	0	0	6	6
Odisha	216	94	188	53	20	11	582	614	403	659	312	55	17	2060	2642
Total	216	94	188	53	20	11	582	616	404	662	312	55	17	2066	2648

Table 96 - State-wise Details of Indigenous (pure) Buffalo by Age, Sex and Use (All)

State/ Union Territory	Breed Name : Jaffarabadi														
	Male							Female							Total Male + Female
	Up to 2 Years	Over 2 Years					Total Male	Under 1 year	1 to 3 years	Over 3 Years				Total Female	
		Used for breed- ing only	Used for Agri- culture only	Used for Agricul- ture & breeding only	Used for Bullock cart / Farm opera- tion	Oth- ers				In milk	Dry	Not calved once	Others		
1	2	3	4	5	6	7	8	9	10	11	12	13	14	15	16
Andhra Pradesh	2	0	0	1	0	0	3	14	16	34	15	0	6	85	88
Chhattisgarh	0	0	4	0	0	0	4	1	2	1	3	1	0	8	12
D&N Haveli	4	0	5	0	0	0	9	12	7	98	25	5	0	147	156
Daman & Diu	0	1	0	1	0	0	2	1	1	2	4	0	0	8	10
Gujarat	15559	4540	2124	1328	1143	1767	26461	138593	132903	267575	87087	16665	8661	651484	677945
Haryana	0	0	0	0	0	0	0	7	5	15	1	0	0	28	28
Jharkhand	9	0	30	0	2	4	45	12	17	27	26	0	0	82	127
Karnataka	345	223	188	175	133	166	1230	1682	1346	2790	1249	436	342	7845	9075
Kerala	335	2	12	0	0	50	399	14	27	30	6	1	1	79	478
Madhya Pradesh	406	143	23	3	8	1	584	1442	917	2809	1051	280	175	6674	7258
Maharashtra	5752	2355	1063	501	309	299	10279	53175	42647	123481	36851	6106	3285	265545	275824
Rajasthan	17	5	0	0	0	0	22	63	44	118	46	5	2	278	300
Telangana	1487	958	958	852	718	562	5535	4975	4869	8350	2910	1470	770	23344	28879
Uttar Pradesh	3352	1432	1538	460	317	338	7437	25535	26578	37938	11278	2649	2194	106172	113609
Total	27268	9659	5945	3321	2630	3187	52010	225526	209379	443268	140552	27618	15436	1061779	1113789

Table 97 - State-wise Details of Indigenous (graded) Buffalo by Age, Sex and Use (All)

State/ Union Territory	Breed Name : Jaffarabadi Graded														
	Up to 2 Years	Male					Total Male	Female							Total Male + Female
		Over 2 Years						Under 1 year	1 to 3 years	Over 3 Years				Total Female	
		Used for breed- ing only	Used for Agri- culture only	Used for Agriculture & breeding only	Used for Bullock cart / Farm operation	Others				In milk	Dry	Not calved once	Others		
1	2	3	4	5	6	7	8	9	10	11	12	13	14	15	16
Andhra Pradesh	4	1	0	0	0	2	7	23	17	19	1	6	1	67	74
Chhattisgarh	0	0	4	0	2	2	8	2	3	7	2	0	0	14	22
Goa	0	0	0	0	0	0	0	3	2	2	2	2	0	11	11
Gujarat	18492	2831	431	222	129	325	22430	168620	155486	317966	108702	22347	2163	775284	797714
Haryana	0	0	0	0	0	0	0	3	3	25	2	4	0	37	37
Jharkhand	0	0	2	0	0	0	2	3	2	5	1	0	0	11	13
Karnataka	87	62	48	31	26	26	280	1199	905	1845	822	170	121	5062	5342
Kerala	166	0	0	0	0	5	171	13	10	14	3	0	0	40	211
Madhya Pradesh	219	45	12	4	1	2	283	811	558	1406	552	147	49	3523	3806
Maharashtra	1415	528	397	118	91	115	2664	10354	7332	23112	8665	2087	706	52256	54920
Punjab	126	24	8	22	11	10	201	949	985	2283	585	89	41	4932	5133
Rajasthan	10	3	0	0	0	0	13	45	44	70	34	7	1	201	214
Tamil Nadu	12	0	0	0	1	0	13	33	54	67	26	9	2	191	204
Telangana	583	369	348	269	201	171	1941	2549	2113	3867	1237	575	393	10734	12675
Uttar Pradesh	5278	2165	2169	1206	1085	984	12887	31699	32222	45590	13660	4763	4141	132075	144962
Total	26392	6028	3419	1872	1547	1642	40900	216306	199736	396278	134294	30206	7618	984438	1025338

Table 98 - State-wise Details of Indigenous (pure) Buffalo by Age, Sex and Use (All)

State/ Union Territory	Breed Name : Kalahandi														
	Up to 2 Years	Male					Total Male	Female							Total Male + Female
		Over 2 Years						Under 1 year	1 to 3 years	Over 3 Years				Total Female	
		Used for breed- ing only	Used for Agri- culture only	Used for Agriculture & breeding only	Used for Bullock cart / Farm operation	Others				In milk	Dry	Not calved once	Others		
1	2	3	4	5	6	7	8	9	10	11	12	13	14	15	16
Odisha	1349	256	5638	181	297	28	7749	2517	1496	3376	2753	186	46	10374	18123

Table 99 - State-wise Details of Indigenous (graded) Buffalo by Age, Sex and Use (All)

State/ Union Territory	Breed Name : Kalahandi Graded														
	Up to 2 Years	Male					Total Male	Female							Total Male + Female
		Over 2 Years						Under 1 year	1 to 3 years	Over 3 Years				Total Female	
		Used for breed- ing only	Used for Agri- culture only	Used for Agriculture & breeding only	Used for Bullock cart / Farm operation	Others				In milk	Dry	Not calved once	Others		
1	2	3	4	5	6	7	8	9	10	11	12	13	14	15	16
Kerala	0	1	0	0	0	0	1	0	0	0	0	0	0	0	1
Odisha	485	39	1761	105	41	22	2453	1203	1060	1644	476	192	10	4585	7038
Rajasthan	0	0	0	0	0	0	0	1	0	1	0	0	0	2	2
Total	485	40	1761	105	41	22	2454	1204	1060	1645	476	192	10	4587	7041

Table 100 - State-wise Details of Indigenous (pure) Buffalo by Age, Sex and Use (All)

State/ Union Territory	Breed Name : Marathwadi														
	Up to 2 Years	Male					Total Male	Under 1 year	1 to 3 years	Female				Total Female	Total Male + Female
		Over 2 Years								Over 3 Years					
		Used for breed- ing only	Used for Agri- culture only	Used for Agricul- ture & breeding only	Used for Bullock cart / Farm opera- tion	Others				In milk	Dry	Not calved once	Others		
1	2	3	4	5	6	7	8	9	10	11	12	13	14	15	16
Bihar	0	0	0	0	0	0	0	0	0	0	0	0	0	0	0
Kerala	8	0	0	0	0	0	8	0	0	0	0	0	0	0	8
Maharashtra	6836	1043	990	346	201	270	9686	52502	32881	88199	29367	3681	1238	207868	217554
Rajasthan	0	0	0	0	0	0	0	10	4	5	0	0	0	19	19
Total	6844	1043	990	346	201	270	9694	52512	32885	88204	29367	3681	1238	207887	217581

Table 101 - State-wise Details of Indigenous (graded) Buffalo by Age, Sex and Use (All)

State/ Union Territory	Breed Name : Marathwadi Graded														
	Up to 2 Years	Male					Total Male	Under 1 year	1 to 3 years	Female				Total Female	Total Male + Female
		Over 2 Years								Over 3 Years					
		Used for breed- ing only	Used for Agri- culture only	Used for Agricul- ture & breeding only	Used for Bullock cart / Farm opera- tion	Others				In milk	Dry	Not calved once	Others		
1	2	3	4	5	6	7	8	9	10	11	12	13	14	15	16
Kerala	6	0	0	0	8	0	14	0	1	0	0	0	0	1	15
Maharashtra	793	161	178	50	35	22	1239	5634	4438	9779	3129	619	204	23803	25042
Rajasthan	0	0	0	0	0	0	0	4	4	4	0	0	0	12	12
Total	799	161	178	50	43	22	1253	5638	4443	9783	3129	619	204	23816	25069

Table 102 - State-wise Details of Indigenous (pure) Buffalo by Age, Sex and Use (All)

State/ Union Territory	Breed Name : Mehsana														
	Male							Female							Total Male + Female
	Up to 2 Years	Over 2 Years					Total Male	Under 1 year	1 to 3 years	Over 3 Years				Total Female	
		Used for breed- ing only	Used for Agri- culture only	Used for Agriculture & breeding only	Used for Bullock cart / Farm opera- tion	Oth- ers				In milk	Dry	Not calved once	Others		
3															
Bihar	287	4	3	3	0	0	297	1263	1092	1648	754	110	23	4890	5187
Chhattisgarh	0	0	16	2	2	0	20	0	1	0	0	0	0	1	21
D&N Haveli	8	3	5	4	0	0	20	24	30	175	55	0	0	284	304
Daman & Diu	5	0	0	1	0	0	6	10	16	64	90	0	0	180	186
Gujarat	132666	15256	8351	3505	2981	4231	166990	628825	703489	1149582	432064	81242	11300	3006502	3173492
Haryana	0	0	0	0	0	0	0	0	1	1	0	0	0	2	2
Jharkhand	9713	3802	31681	7833	5272	1879	60180	15949	13479	21555	9380	2172	1407	63942	124122
Karnataka	60	39	35	29	26	26	215	1031	598	1815	556	107	57	4164	4379
Kerala	138	1	0	0	0	6	145	11	9	6	2	4	0	32	177
Madhya Pradesh	11	1	0	0	0	0	12	36	17	74	28	0	1	156	168
Maharashtra	3414	1450	660	203	54	67	5848	17930	16565	69879	12922	3088	887	121271	127119
Rajasthan	53	7	0	1	0	0	61	302	268	392	90	4	2	1058	1119
Telangana	284	164	96	97	52	28	721	1211	994	1892	597	144	113	4951	5672
Uttar Pradesh	5	1	0	0	0	0	6	13	16	17	6	0	0	52	58
Total	146644	20728	40847	11678	8387	6237	234521	666605	736575	1247100	456544	86871	13790	3207485	3442006

Table 103 - State-wise Details of Indigenous (graded) Buffalo by Age, Sex and Use (All)

State/ Union Territory	Breed Name : Mehsana Graded														
	Male							Female							Total Male + Female
	Up to 2 Years	Over 2 Years					Total Male	Under 1 year	1 to 3 years	Over 3 Years				Total Female	
		Used for breed- ing only	Used for Agri- culture only	Used for Agriculture & breeding only	Used for Bullock cart / Farm opera- tion	Oth- ers				In milk	Dry	Not calved once	Others		
3															
Bihar	11	2	1	0	0	0	14	114	80	131	48	24	5	402	416
Chhattisgarh	945	179	2806	205	227	50	4412	998	813	1553	973	351	54	4742	9154
D&N Haveli	1	0	0	0	0	0	1	0	3	3	0	0	0	6	7
Gujarat	28046	2944	1270	574	543	727	34104	155543	157043	282753	115746	32555	3455	747095	781199
Jharkhand	5845	2103	8517	535	2840	281	20121	9261	6910	12677	4936	732	481	34997	55118
Karnataka	424	38	13	3	0	1	479	3969	1849	5206	1836	398	41	13299	13778
Kerala	57	0	6	0	0	2	65	2	2	7	0	0	0	11	76
Madhya Pradesh	20	0	1	0	0	0	21	74	11	111	31	4	0	231	252
Maharashtra	1133	331	78	115	41	6	1704	9316	7798	24321	8751	1426	164	51776	53480
Rajasthan	1	1	0	0	2	0	4	21	19	37	16	3	1	97	101
Telangana	1296	303	203	182	98	112	2194	5076	3780	8302	2597	896	356	21007	23201
Total	37779	5901	12895	1614	3751	1179	63119	184374	178308	335101	134934	36389	4557	873663	936782

Table 104 - State-wise Details of Indigenous (pure) Buffalo by Age, Sex and Use (All)

State/ Union Territory	Breed Name : Murrah														
	Up to 2 Years	Male						Female							Total Male + Female
		Over 2 Years					Total Male	Under 1 year	1 to 3 years	Over 3 Years				Total Female	
		Used for breed- ing only	Used for Agri- culture only	Used for Agriculture & breeding only	Used for Bullock cart / Farm operation	Others				In milk	Dry	Not calved once	Others		
1	2	3	4	5	6	7	8	9	10	11	12	13	14	15	16
Andhra Pradesh	24629	8064	8574	4554	3763	2297	51881	125799	116380	202882	53949	23721	14352	537083	588964
Assam	2901	1350	3679	1424	1113	605	11072	5819	6020	7056	3772	875	675	24217	35289
Bihar	263	34	28	9	12	11	357	1953	1153	2383	1080	88	81	6738	7095
Chandigarh	74	7	0	0	4	0	85	506	240	1421	244	7	0	2418	2503
Chhattisgarh	8622	1305	10884	1047	1072	327	23257	11318	9198	20228	10911	3896	458	56009	79266
Delhi	1346	116	0	19	0	9	1490	6227	2181	12606	2169	192	0	23375	24865
Goa	43	17	8	0	0	16	84	142	102	255	123	30	0	652	736
Gujarat	43	9	4	1	0	0	57	1192	1756	3456	434	38	22	6898	6955
Haryana	165520	4288	4642	3747	5411	2556	186164	406823	418630	652862	160831	53782	9431	1702359	1888523
Himachal Pradesh	575	100	18	8	2	16	719	2677	2206	6461	1458	323	48	13173	13892
Jammu & Kashmir	3044	1037	482	2349	170	101	7183	20657	12646	34527	10880	2412	968	82090	89273
Jharkhand	15696	5364	46473	6923	5783	1151	81390	43616	42918	62800	20026	4853	1931	176144	257534
Karnataka	3827	806	901	305	62	111	6012	31353	20804	57553	18916	3747	645	133018	139030
Kerala	12133	91	149	38	80	820	13311	825	1081	1172	286	26	10	3400	16711
Madhya Pradesh	46974	11018	5213	1408	574	1325	66512	229164	148452	358058	121840	21810	9497	888821	955333
Maharashtra	14765	4262	5033	770	869	461	26160	112232	92105	296398	82367	10508	4120	597730	623890
Manipur	90	56	66	9	6	67	294	86	121	109	15	31	53	415	709
Nagaland	0	1	0	0	0	0	1	0	4	0	0	0	0	4	5
Odisha	133	35	40	6	4	0	218	420	301	759	381	66	24	1951	2169
Punjab	40118	2871	1507	1951	1313	1259	49019	217532	227861	454647	133616	12719	3526	1049901	1098920
Rajasthan	116296	11767	2819	1491	656	3011	136040	628148	484494	910611	295875	63693	16760	2399581	2535621
Sikkim	1	0	0	1	1	0	3	4	17	6	1	3	0	31	34
Tamil Nadu	1404	377	203	145	67	64	2260	9011	7562	16302	4032	1003	287	38197	40457
Telangana	11184	2480	1753	898	543	582	17440	79795	56408	126786	36964	12544	4967	317464	334904
Tripura	1	10	0	0	0	0	11	1	2	1	7	2	0	13	24
Uttar Pradesh	197736	21470	60088	13088	17787	10151	320320	1268385	1164306	1903201	486081	111861	81553	5015387	5335707
Uttarakhand	2372	540	720	199	149	348	4328	11137	8988	21955	5156	868	347	48451	52779
West Bengal	10356	2259	27037	1612	3115	882	45261	12539	11114	36851	6200	2173	1199	70076	115337
Total	680146	79734	180321	42002	42556	26170	1050929	3227361	2837050	5191346	1457614	331271	150954	13195596	14246525

Table 105 - State-wise Details of Indigenous (graded) Buffalo by Age, Sex and Use (All)

State/ Union Territory	Breed Name : Murrah Graded														
	Male							Female							Total Male + Female
	Up to 2 Years	Over 2 Years					Total Male	Under 1 Year	1 to 3 Years	Over 3 Years				Total Female	
		Used for Breed- ing Only	Used for Agri- Culture only	Used for Agriculture & Breed- ing only	Used for Bullock Cart / Farm Operation	Others				In Milk	Dry	Not Calved once	Others		
1	2	3	4	5	6	7	8	9	10	11	12	13	14	15	
A&N Islands	14	7	0	2	0	0	23	8	7	8	3	2	0	28	51
Andhra Pradesh	172759	12746	10945	4940	3830	5291	210511	773248	654648	1193731	334628	150800	75980	3183035	3393546
Assam	273	195	331	138	56	57	1050	771	678	1057	531	109	150	3296	4346
Bihar	57385	10317	10732	4366	4127	3302	90229	601216	496637	756136	310209	66822	36814	2267834	2358063
Chandigarh	371	61	0	1	4	1	438	1358	641	4751	782	15	13	7560	7998
Chhattisgarh	19579	1874	21298	968	2313	826	46858	20740	17579	33375	20022	8515	600	100831	147689
Delhi	14118	259	0	72	330	69	14848	22248	11783	55588	8509	1105	380	99613	114461
Goa	20	9	2	0	0	3	34	47	67	130	56	16	1	317	351
Gujarat	34	67	0	0	0	0	101	91	130	216	80	79	2	598	699
Haryana	145974	3237	6793	5109	5468	3217	169798	414342	406199	690622	179743	60298	7124	1758328	1928126
Himachal Pradesh	21243	932	155	102	22	503	22957	72578	68104	158109	34978	9285	784	343838	366795
Jammu & Kashmir	3625	1094	333	357	169	97	5675	22001	12636	40380	13121	1977	551	90666	96341
Jharkhand	8908	2595	19349	1488	5250	587	38177	25061	18782	31818	11351	2622	1392	91026	129203
Karnataka	19193	1259	683	170	83	178	21566	98012	61850	156407	56653	13293	1473	387688	409254
Kerala	10784	33	55	48	28	374	11322	678	995	955	191	37	22	2878	14200
Madhya Pradesh	141556	18138	9573	2837	978	4366	177448	513998	355619	785230	266766	51785	13467	1986865	2164313
Maharashtra	7932	1228	507	291	71	139	10168	64352	62006	176080	51384	5720	1344	360886	371054
Manipur	6	2	17	4	2	11	42	26	29	32	23	1	10	121	163
Nagaland	2	0	0	0	0	0	2	0	0	2	0	0	0	2	4
Odisha	573	83	276	39	23	1	995	1266	1028	1763	956	245	18	5276	6271
Puducherry	19	2	0	0	0	0	21	59	36	96	52	15	1	259	280
Punjab	94152	6500	3118	7142	3307	1444	115663	494448	519298	1118211	353336	34021	5679	2524993	2640656
Rajasthan	254294	14641	1530	1357	555	3748	276125	1159946	938474	1703910	572772	120779	19931	4515812	4791937
Sikkim	0	0	0	0	0	0	0	0	2	0	0	2	0	4	4
Tamil Nadu	3199	263	137	99	23	26	3747	14485	13203	23625	7141	1404	253	60111	63858
Telangana	79768	7729	6503	2159	1505	2157	99821	295102	202924	452169	144061	58897	20259	1173412	1273233
Uttar Pradesh	628347	35329	148318	28000	63664	24946	928604	2840988	2446553	4282654	1161984	218753	99530	11050462	11979066
Uttarakhand	31663	1664	5941	1154	2543	1060	44025	82791	69197	177429	42742	8208	2548	382915	426940
West Bengal	11194	5613	19991	5520	6405	365	49088	12895	13405	40108	8742	5261	522	80933	130021
Total	1726985	125877	266587	66363	100756	52768	2339336	7532755	6372510	11884592	3580816	820066	288848	30479587	32818923

Table 106 - State-wise Details of Indigenous (pure) Buffalo by Age, Sex and Use (All)

State/ Union Territory	Breed Name : Nagpuri														
	Up to 2 Years	Male						Female							Total Male + Female
		Over 2 Years					Total Male	Under 1 Year	1 to 3 Years	Over 3 Years				Total Female	
		Used for Breeding Only	Used for Agri- Culture only	Used for Agriculture & Breeding only	Used for Bullock Cart / Farm Operation	Others				In Milk	Dry	Not Calved Once	Others		
1	2	3	4	5	6	7	8	9	10	11	12	13	14	15	16
Chhattisgarh	5	0	17	1	0	0	23	2	4	7	5	1	0	19	42
Jharkhand	5824	1686	15439	1079	506	298	24832	9684	7523	12752	6396	912	465	37732	62564
Kerala	6	0	0	0	0	0	6	2	1	0	1	0	0	4	10
Madhya Pradesh	277	12	12	8	0	0	309	547	358	807	330	119	19	2180	2489
Maharashtra	1429	549	242	61	33	69	2383	7131	6021	11921	6183	981	394	32631	35014
Telangana	266	43	26	18	12	9	374	846	672	1335	412	182	72	3519	3893
West Bengal	0	0	0	0	0	0	0	0	0	4	0	0	0	4	4
Total	7807	2290	15736	1167	551	376	27927	18212	14579	26826	13327	2195	950	76089	104016

Table 107 - State-wise Details of Indigenous (graded) Buffalo by Age, Sex and Use (All)

State/ Union Territory	Breed Name : Nagpuri Graded														
	Up to 2 Years	Male						Female							Total Male + Female
		Over 2 Years					Total Male	Under 1 Year	1 to 3 Years	Over 3 Years				Total Female	
		Used for Breeding Only	Used for Agri- Culture only	Used for Agriculture & Breeding only	Used for Bullock Cart / Farm Operation	Others				In milk	Dry	Not calved once	Others		
1	2	3	4	5	6	7	8	9	10	11	12	13	14	15	16
Chhattisgarh	1139	105	5777	629	779	223	8652	1081	1085	1959	1431	656	53	6265	14917
Haryana	0	0	0	0	0	0	0	0	0	1	0	0	0	1	1
Jharkhand	1642	243	4736	298	463	151	7533	2525	2278	3299	2074	450	235	10861	18394
Kerala	26	0	0	0	0	0	26	3	0	1	0	0	0	4	30
Madhya Pradesh	40	17	18	0	0	1	76	174	114	238	141	59	4	730	806
Maharashtra	848	303	249	34	5	20	1459	2861	2389	6451	1842	505	87	14135	15594
Telangana	102	29	11	5	10	2	159	590	429	881	271	119	40	2330	2489
Total	3797	697	10791	966	1257	397	17905	7234	6295	12830	5759	1789	419	34326	52231

Table 108 - State-wise Details of Indigenous (pure) Buffalo by Age, Sex and Use (All)

State/ Union Territory	Breed Name : Nili Ravi														
	Male							Female							Total Male + Female
	Up to 2 Years	Over 2 Years					Total Male	Under 1 Year	1 to 3 Years	Over 3 Years				Total Female	
		Used for Breed- ing Only	Used for Agri- Culture only	Used for Agricul- ture & Breed- ing only	Used for Bullock Cart / Farm Opera- tion	Oth- ers				In milk	Dry	Not calved once	Others		
1	2	3	4	5	6	7	8	9	10	11	12	13	14	15	16
Chandigarh	3	0	0	0	0	0	3	18	11	48	3	0	0	80	83
Delhi	163	0	0	14	0	36	213	125	34	135	36	0	0	330	543
Haryana	879	60	58	20	35	28	1080	2340	2645	5051	1352	460	123	11971	13051
Himachal Pradesh	76	8	0	0	0	1	85	352	335	821	151	84	3	1746	1831
Jammu & Kashmir	162	42	19	49	13	9	294	1053	678	1859	611	284	38	4523	4817
Nagaland	0	0	0	0	0	0	0	0	0	0	0	1	0	1	1
Punjab	1578	279	39	114	83	42	2135	7282	8656	17756	5443	725	196	40058	42193
Rajasthan	10	1	0	0	0	0	11	26	47	63	23	7	0	166	177
Telangana	1	1	3	1	1	1	8	1	0	2	0	0	0	3	11
Uttar Pradesh	1834	191	662	212	174	70	3143	10907	9455	16148	3941	1032	624	42107	45250
Uttarakhand	26	0	5	4	6	4	45	98	180	278	66	23	12	657	702
Total	4732	582	786	414	312	191	7017	22202	22041	42161	11626	2616	996	101642	108659

Table 109 - State-wise Details of Indigenous (graded) Buffalo by Age, Sex and Use (All)

State/ Union Territory	Breed Name : Nili Ravi Graded														
	Male							Female							Total Male + Female
	Up to 2 Years	Over 2 Years					Total Male	Under 1 year	1 to 3 years	Over 3 Years				Total Female	
		Used for breed- ing only	Used for Agri- culture only	Used for Agricul- ture & breeding only	Used for Bullock cart / Farm opera- tion	Oth- ers				In milk	Dry	Not calved once	Others		
1	2	3	4	5	6	7	8	9	10	11	12	13	14	15	16
Bihar	3	1	0	0	2	0	6	23	16	29	13	5	0	86	92
Chandigarh	8	0	0	0	0	0	8	20	13	142	29	0	1	205	213
Chhattisgarh	55	9	79	7	7	1	158	73	78	122	81	26	2	382	540
Delhi	50	232	0	0	0	27	309	98	74	148	29	0	0	349	658
Haryana	1355	28	24	31	32	38	1508	3494	3824	7208	2040	759	93	17418	18926
Himachal Pradesh	263	13	0	1	0	5	282	1006	995	2444	402	142	2	4991	5273
Jammu & Kashmir	73	14	2	5	0	1	95	596	286	996	297	89	22	2286	2381
Punjab	3816	562	109	522	110	37	5156	14614	16068	34298	11723	1920	383	79006	84162
Rajasthan	2	1	0	0	0	0	3	29	28	51	5	6	1	120	123
Uttar Pradesh	525	38	136	62	140	15	916	3445	2517	5417	1224	272	237	13112	14028
Uttarakhand	87	4	19	3	9	4	126	209	218	516	93	26	6	1068	1194
Total	6237	902	369	631	300	128	8567	23607	24117	51371	15936	3245	747	119023	127590

Table 110 - State-wise Details of Indigenous (pure) Buffalo by Age, Sex and Use (All)

State/ Union Territory	Breed Name : Pandharpuri														
	Up to 2 Years	Male						Female							Total Male + Female
		Over 2 Years					Total Male	Under 1 Year	1 to 3 Years	Over 3 Years				Total Female	
		Used for Breed- ing Only	Used for Agri- Culture only	Used for Agricul- ture & Breed- ing only	Used for Bullock Cart / Farm Opera- tion	Oth- ers				In milk	Dry	Not Calved once	Others		
1	2	3	4	5	6	7	8	9	10	11	12	13	14	15	16
Andhra Pradesh	0	0	0	0	0	0	0	0	0	0	0	0	0	0	0
Chhattisgarh	0	0	2	0	0	0	2	0	0	0	0	0	0	0	2
Goa	26	15	2	2	1	7	53	48	64	148	70	16	3	349	402
Karnataka	265	156	51	35	9	2	518	3138	2160	7593	2199	412	83	15585	16103
Kerala	8	0	0	0	0	0	8	0	0	0	0	0	0	0	8
Maharashtra	7059	1283	712	250	58	366	9728	78379	59482	158341	47917	4040	1780	349939	359667
Total	7358	1454	767	287	68	375	10309	81565	61706	166082	50186	4468	1866	365873	376182

Table 111 - State-wise Details of Indigenous (graded) Buffalo by Age, Sex and Use (All)

State/ Union Territory	Breed Name : Pandharpuri Graded														
	Up to 2 Years	Male						Female							Total Male + Female
		Over 2 Years					Total Male	Under 1 Year	1 to 3 Years	Over 3 Years				Total Female	
		Used for Breed- ing Only	Used for Agri- Culture only	Used for Agricul- ture & Breed- ing only	Used for Bullock Cart / Farm Opera- tion	Oth- ers				In milk	Dry	Not Calved once	Others		
1	2	3	4	5	6	7	8	9	10	11	12	13	14	15	16
Chhattisgarh	1	0	0	0	0	0	1	0	0	0	0	0	0	0	1
Goa	12	4	3	1	0	0	20	12	3	33	13	1	0	62	82
Karnataka	598	91	31	15	4	14	753	6347	3778	10979	3585	895	99	25683	26436
Maharashtra	1267	206	144	51	7	24	1699	21229	21034	52517	13161	1794	832	110567	112266
Total	1878	301	178	67	11	38	2473	27588	24815	63529	16759	2690	931	136312	138785

Table 112 - State-wise Details of Indigenous (pure) Buffalo by Age, Sex and Use (All)

State/ Union Territory	Breed Name : Surti														
	Male							Female							Total Male + Female
	Up to 2 Years	Over 2 Years					Total Male	Under 1 Year	1 to 3 Years	Over 3 Years				Total Female	
		Used for Breed- ing Only	Used for Agri- Culture only	Used for Agricul- ture & Breed- ing only	Used for Bullock Cart / Farm Opera- tion	Other s				In milk	Dry	Not Calved once	Others		
1	2	3	4	5	6	7	8	9	10	11	12	13	14	15	
Assam	448	102	434	30	59	30	1103	815	664	829	200	54	97	2659	3762
Chhattisgarh	0	0	24	2	0	0	26	1	2	2	1	0	0	6	32
D&N Haveli	0	0	0	0	5	0	5	3	4	5	3	0	0	15	20
Daman & Diu	1	1	0	0	0	0	2	4	5	17	9	2	0	37	39
Delhi	0	0	0	0	0	0	0	43	17	122	39	0	0	221	221
Gujarat	19975	1982	5503	466	380	866	29172	113583	136115	221267	85999	15531	3639	576134	605306
Haryana	3	0	0	0	0	0	3	5	3	13	3	0	0	24	27
Jharkhand	3942	1987	11157	1605	354	323	19368	6737	6231	9949	4011	559	330	27817	47185
Karnataka	6199	726	1485	397	236	445	9488	44767	30819	75556	24531	5993	1907	183573	193061
Kerala	146	8	0	0	1	16	171	9	35	13	8	0	1	66	237
Maharashtra	386	130	531	57	65	9	1178	4790	3918	13830	2883	485	666	26572	27750
Nagaland	12	6	2	8	3	5	36	13	35	29	16	15	1	109	145
Rajasthan	10284	910	700	299	36	141	12370	55316	41676	82973	43902	7466	931	232264	244634
Tamil Nadu	2	0	0	0	0	0	2	5	9	12	3	0	6	35	37
Telangana	7	3	3	3	3	0	19	46	44	96	28	15	9	238	257
Uttar Pradesh	0	0	0	0	0	0	0	1	1	3	2	0	0	7	7
West Bengal	6	1	2	0	0	2	11	0	2	1	1	0	0	4	15
Total	41411	5856	19841	2867	1142	1837	72954	226138	219580	404717	161639	30120	7587	1049781	1122735

Table 113 - State-wise Details of Indigenous (graded) Buffalo by Age, Sex and Use (All)

State/ Union Territory	Breed Name : Surti Graded														
	Up to 2 Years	Male						Female							Total Male + Female
		Over 2 Years					Total Male	Under 1 Year	1 to 3 Years	Over 3 Years				Total Female	
		Used for Breed- ing Only	Used for Agri- Culture only	Used for Agriculture & Breed- ing only	Used for Bullock Cart / Farm Operation	Others				In milk	Dry	Not calved once	Others		
1	2	3	4	5	6	7	8	9	10	11	12	13	14	15	16
Andhra Pradesh	0	0	0	0	0	0	0	3	1	3	1	1	1	10	10
Chhattisgarh	423	90	3218	46	308	15	4100	458	515	1027	839	176	6	3021	7121
Delhi	0	0	0	0	0	0	0	0	0	40	0	0	0	40	40
Gujarat	18331	1185	832	189	133	207	20877	103036	127555	195943	72619	21155	1872	522180	543057
Haryana	5	0	0	0	0	0	5	12	13	34	5	7	0	71	76
Jharkhand	969	67	1256	518	289	72	3171	1669	1413	2700	930	283	91	7086	10257
Karnataka	19845	1092	1051	149	50	276	22463	111647	69888	178423	69696	11513	1008	442175	464638
Kerala	366	0	0	0	0	44	410	17	8	13	1	0	0	39	449
Maharashtra	504	56	180	32	4	21	797	3394	3972	11856	3020	349	328	22919	23716
Nagaland	2	5	0	0	0	0	7	4	3	8	6	8	0	29	36
Rajasthan	13273	943	420	128	39	572	15375	59585	51557	89091	53101	9392	1567	264293	279668
Tamil Nadu	5	3	2	2	2	0	14	2	2	3	0	0	2	9	23
Telangana	9	1	2	6	1	0	19	98	66	141	56	56	13	430	449
Uttar Pradesh	0	0	0	0	0	0	0	1	1	1	0	0	0	3	3
Uttarakhand	8	0	0	0	1	0	9	15	12	36	12	0	0	75	84
Total	53740	3442	6961	1070	827	1207	67247	279941	255006	479319	200286	42940	4888	1262380	1329627

Table 114 - State-wise Details of Indigenous (pure) Buffalo by Age, Sex and Use (All)

State/ Union Territory	Breed Name : Toda														
	Up to 2 Years	Male						Female							Total Male + Female
		Over 2 Years					Total Male	Under 1 Year	1 to 3 Years	Over 3 Years				Total Female	
		Used for Breed- ing Only	Used for Agri- Culture only	Used for Agriculture & Breed- ing only	Used for Bullock Cart / Farm Operation	Others				In milk	Dry	Not Calved once	Others		
1	2	3	4	5	6	7	8	9	10	11	12	13	14	15	16
Tamil Nadu	977	619	446	312	271	157	2782	3081	2453	4457	1024	454	246	11715	14497

Table 115 - State-wise Details of Indigenous (graded) Buffalo by Age, Sex and Use (All)

State/ Union Territory	Breed Name : Toda Graded														
	Up to 2 Years	Male						Female							Total Male + Female
		Over 2 Years					Total Male	Under 1 Year	1 to 3 Years	Over 3 Years				Total Female	
		Used for Breed- ing Only	Used for Agri- Culture only	Used for Agriculture & Breed- ing only	Used for Bullock Cart / Farm Operation	Others				In milk	Dry	Not Calved once	Others		
1	2	3	4	5	6	7	8	9	10	11	12	13	14	15	16
Tamil Nadu	211	147	89	70	59	74	650	1051	1104	1759	554	161	92	4721	5371

Table 116 - State-wise Details of Buffalo (Non-Descript) by Age, Sex and Use (All)

State/ Union Territory	Breed Name : Non-Descript														
	Male							Female							Total Male + Female
	Up to 2 Years	Over 2 Years					Total Male	Under 1 Year	1 to 3 Years	Over 3 Years				Total Female	
		Used for Breeding Only	Used for Agri- Culture only	Used for Agricul- ture & Breeding only	Used for Bullock Cart / Farm Opera- tion	Others				In milk	Dry	Not Calved once	Others		
1	2	3	4	5	6	7	8	9	10	11	12	13	14	15	16
A&N Islands	238	242	780	579	26	34	1899	312	297	561	516	48	16	1750	3649
Andhra Pradesh	120701	19578	33902	11906	8390	6343	200820	501266	423786	750026	233543	86694	40682	2035997	2236817
Arunachal Pradesh	801	376	874	272	224	266	2813	600	720	984	596	418	248	3566	6379
Assam	41742	15215	50667	14359	6909	7239	136131	63334	55927	76845	30262	8936	6883	242187	378318
Bihar	206687	47712	56041	21517	21279	19271	372507	1344828	1138048	1632875	656265	128218	76200	4976434	5348941
Chandigarh	173	7	0	1	3	1	185	237	127	679	131	15	6	1195	1380
Chhattisgarh	82349	13353	338618	25415	15302	5857	480894	82122	77422	122424	110667	36904	5409	434948	915842
D&N Haveli	147	11	15	4	0	2	179	84	52	129	45	7	0	317	496
Daman & Diu	16	3	3	5	5	12	44	14	13	38	24	6	0	95	139
Delhi	1846	191	0	484	169	895	3585	1299	2139	11484	1138	732	977	17769	21354
Goa	2304	796	466	400	14	690	4670	4002	3902	7736	3816	1224	275	20955	25625
Gujarat	132313	13213	30508	4070	4919	3740	188763	639233	656401	1107894	470660	98574	17097	2989859	3178622
Haryana	34614	823	1772	1049	1182	1334	40774	108216	101802	194220	55213	15523	3102	478076	518850
Himachal Pradesh	15110	1387	460	155	38	469	17619	44117	42799	108410	35715	7082	1193	239316	256935
Jammu & Kashmir	18038	5051	2958	2536	330	423	29336	108261	67272	208470	68983	11777	3918	468681	498017
Jharkhand	62671	17000	159246	26527	14471	7485	287400	85072	73943	112200	61732	18202	7247	358396	645796
Karnataka	75170	7623	10735	2665	649	2246	99088	381839	272600	648074	245912	46828	9123	1604376	1703464
Kerala	53128	671	754	330	402	2374	57659	2819	3477	3002	950	505	251	11004	68663
Lakshadweep	0	0	0	0	0	0	0	2	8	5	1	0	0	16	16
Madhya Pradesh	455792	69520	146837	22612	8038	13741	716540	1581449	1108011	2258110	1036863	188226	63809	6236468	6953008
Maharashtra	118219	22778	79803	7216	11500	3936	243452	636520	513845	1327288	477844	60509	21310	3037316	3280768
Manipur	6060	1431	2618	3657	421	1329	15516	4323	5983	4288	2377	1847	1024	19842	35358
Meghalaya	1850	266	279	3525	1038	3313	10271	1010	1021	1328	1208	431	445	5443	15714
Mizoram	226	79	182	256	88	6	837	165	363	161	388	92	103	1272	2109
Nagaland	4024	1048	2514	1277	579	515	9957	1472	1555	1196	510	480	286	5499	15456
Odisha	45151	7001	115569	8303	9715	2849	188588	47616	41149	72845	50171	8070	2646	222497	411085
Puducherry	33	0	9	4	0	8	54	263	217	597	920	62	2	2061	2115
Punjab	3988	464	277	295	282	154	5460	29569	25471	65767	15369	2552	695	139423	144883
Rajasthan	349846	26942	13391	3711	2130	7175	403195	1378650	1035397	1963228	873345	154878	29527	5435025	5838220
Sikkim	163	38	46	12	1	0	260	198	234	266	128	17	3	846	1106
Tamil Nadu	20109	7900	3820	2355	2534	1581	38299	84861	72939	145078	39782	9859	3530	356049	394348
Telangana	112460	23685	25153	12070	7059	5548	185975	607778	456130	851738	278095	120909	40014	2354664	2540639
Tripura	746	216	563	128	30	34	1717	1539	1191	1628	826	179	27	5390	7107
Uttar Pradesh	788710	65962	137782	36083	38857	42924	1110318	3183002	2941509	4437347	1463026	306532	200285	12531701	13642019
Uttarakhand	16284	2531	1798	575	752	498	22438	61426	57262	169164	46989	8816	1955	345612	368050
West Bengal	38213	8655	145533	9569	13592	5885	221447	38560	33456	64617	17940	5447	4077	164097	385544
Total	2809922	381768	1363973	223922	170928	148177	5098690	11026058	9216468	16350702	6281950	1330599	542365	44748142	49846832

Annexure – III

**State-wise details Exotic/Crossbred and
Indigenous Sheep by age, sex and use Breed
Report**



Table 117 - State-wise Details of Exotic Sheep by Breed, Age and Sex (All)

State/ Union Territory	Breed Name : Corriedale						Total Sheep (Male + Female) (4+7)
	Male			Female			
	Up to 1 Year	1 Year & Above	Total Male (2+3)	Up to 1 Year	1 Year & Above	Total Female (5+6)	
1	2	3	4	5	6	7	8
Andhra Pradesh	36578	51849	88427	159921	280259	440180	528607
Assam	7	10	17	36	43	79	96
Bihar	271	258	529	730	885	1615	2144
Chhattisgarh	2	1	3	1	5	6	9
Delhi	0	0	0	0	0	0	0
Gujarat	63	368	431	166	284	450	881
Haryana	131	102	233	1211	2075	3286	3519
Himachal Pradesh	15	14	29	33	102	135	164
Jammu & Kashmir	4169	5284	9453	7768	12268	20036	29489
Karnataka	3398	4469	7867	11205	25185	36390	44257
Kerala	0	0	0	5	1	6	6
Madhya Pradesh	491	199	690	583	606	1189	1879
Maharashtra	185	310	495	2530	4083	6613	7108
Manipur	1	2	3	0	0	0	3
Odisha	153	200	353	515	716	1231	1584
Punjab	62	89	151	299	767	1066	1217
Rajasthan	555	755	1310	3880	6139	10019	11329
Sikkim	2	3	5	1	2	3	8
Tamil Nadu	3394	4029	7423	10639	19779	30418	37841
Telangana	1447	980	2427	5502	13875	19377	21804
Tripura	5	6	11	3	7	10	21
Uttar Pradesh	652	865	1517	4078	5077	9155	10672
West Bengal	828	749	1577	1159	1406	2565	4142
Total	52409	70542	122951	210265	373564	583829	706780

Table 118 - State-wise Details of Exotic Sheep by Breed, Age and Sex (All)

State/ Union Territory	Breed Name : Merino						Total Sheep (Male + Female) (4+7)
	Male			Female			
	Up to 1 Year	1 Year & Above	Total Male (2+3)	Up to 1 Year	1 Year & Above	Total Female (5+6)	
1	2	3	4	5	6	7	8
Andhra Pradesh	3306	6058	9364	12146	25401	37547	46911
Assam	15	11	26	39	48	87	113
Bihar	78	43	121	161	511	672	793
Chandigarh	0	0	0	0	0	0	0
Chhattisgarh	1	0	1	0	0	0	1
Delhi	0	0	0	0	0	0	0
Gujarat	26	51	77	482	485	967	1044
Haryana	131	191	322	751	1581	2332	2654
Himachal Pradesh	622	778	1400	763	1682	2445	3845
Jammu & Kashmir	15931	23714	39645	31415	69875	101290	140935
Karnataka	256	298	554	497	1699	2196	2750
Kerala	4	5	9	7	15	22	31
Madhya Pradesh	53	41	94	61	52	113	207
Maharashtra	749	1518	2267	2500	3598	6098	8365
Odisha	76	54	130	150	171	321	451
Punjab	94	136	230	574	975	1549	1779
Rajasthan	304	464	768	2748	4361	7109	7877
Tamil Nadu	972	1093	2065	3789	5087	8876	10941
Telangana	10854	11386	22240	9436	20073	29509	51749
Tripura	0	0	0	2	2	4	4
Uttar Pradesh	420	518	938	1746	2538	4284	5222
Uttarakhand	42	47	89	28	126	154	243
West Bengal	497	293	790	215	231	446	1236
Total	34431	46699	81130	67510	138511	206021	287151

Table 119 - State-wise Details of Exotic Sheep by Breed, Age and Sex (All)

State/ Union Territory	Breed Name: Rambouillet						Total Sheep (Male + Female) (4+7)
	Male			Female			
	Up to 1 Year	1 Year & Above	Total Male (2+3)	Up to 1 Year	1 Year & Above	Total Female (5+6)	
1	2	3	4	5	6	7	8
Andhra Pradesh	1245	1497	2742	2690	4302	6992	9734
Assam	0	1	1	0	1	1	2
Bihar	16	2	18	4	5	9	27
Delhi	0	0	0	0	0	0	0
Gujarat	3	7	10	8	25	33	43
Haryana	6	11	17	71	197	268	285
Himachal Pradesh	191	481	672	300	544	844	1516
Jammu & Kashmir	11990	15383	27373	35654	81667	117321	144694
Karnataka	484	640	1124	539	1253	1792	2916
Kerala	0	0	0	0	0	0	0
Madhya Pradesh	2	0	2	45	69	114	116
Maharashtra	396	448	844	556	763	1319	2163
Odisha	8	4	12	6	8	14	26
Punjab	0	2	2	113	175	288	290
Rajasthan	31	40	71	79	360	439	510
Tamil Nadu	442	356	798	977	1697	2674	3472
Telangana	1777	2057	3834	3744	9652	13396	17230
Uttar Pradesh	62	50	112	225	273	498	610
Uttarakhand	127	48	175	200	887	1087	1262
West Bengal	288	237	525	264	287	551	1076
Total	17068	21264	38332	45475	102165	147640	185972

Table 120 - State-wise Details of Exotic Sheep by Breed, Age and Sex (All)

State/ Union Territory	Breed Name : Exotic Crossbred						Total Sheep (Male + Female) (4+7)
	Male			Female			
	Up to 1 Year	1 Year & Above	Total Male (2+3)	Up to 1 Year	1 Year & Above	Total Female (5+6)	
1	2	3	4	5	6	7	8
Andhra Pradesh	44194	58818	103012	176248	316114	492362	595374
Arunachal Pradesh	15	40	55	59	146	205	260
Assam	1141	1525	2666	1707	2225	3932	6598
Bihar	781	1002	1783	1396	2986	4382	6165
Chhattisgarh	76	79	155	162	254	416	571
D&N Haveli	0	0	0	0	1	1	1
Delhi	205	126	331	106	217	323	654
Gujarat	258	266	524	997	1374	2371	2895
Haryana	693	591	1284	3764	8547	12311	13595
Himachal Pradesh	5993	8556	14549	14994	37753	52747	67296
Jammu & Kashmir	132948	169479	302427	288833	677657	966490	1268917
Jharkhand	233	300	533	336	462	798	1331
Karnataka	4384	5517	9901	15222	25217	40439	50340
Kerala	80	90	170	87	203	290	460
Madhya Pradesh	294	237	531	974	896	1870	2401
Maharashtra	4717	4906	9623	33939	63619	97558	107181
Manipur	0	0	0	12	16	28	28
Meghalaya	21	16	37	26	36	62	99
Mizoram	123	127	250	75	117	192	442
Nagaland	13	22	35	27	99	126	161
Odisha	752	784	1536	1193	1699	2892	4428
Puducherry	102	98	200	339	437	776	976
Punjab	475	482	957	2881	4763	7644	8601
Rajasthan	1137	1414	2551	8777	17262	26039	28590
Sikkim	9	17	26	3	8	11	37
Tamil Nadu	23832	25420	49252	74249	101895	176144	225396
Telangana	33719	31598	65317	92525	238326	330851	396168
Tripura	23	19	42	53	100	153	195
Uttar Pradesh	3096	3461	6557	10602	17423	28025	34582
Uttarakhand	2928	4484	7412	21246	46196	67442	74854
West Bengal	2667	2453	5120	2141	2373	4514	9634
Total	264909	321927	586836	752973	1568421	2321394	2908230

Table 121 - State-wise Details of Indigenous (pure) Sheep by Age and Sex (All)

State/ Union Territory	Breed Name : Balangir						Total Sheep (Male + Female) (4+7)
	Male			Female			
	Up to 1 Year	1 Year & Above	Total Male (2+3)	Up to 1 Year	1 Year & Above	Total Female (5+6)	
1	2	3	4	5	6	7	8
Chhattisgarh	16	24	40	11	15	26	66
Haryana	0	0	0	21	6	27	27
Kerala	1	0	1	17	21	38	39
Maharashtra	2	3	5	0	0	0	5
Odisha	8700	10936	19636	13631	21578	35209	54845
Total	8719	10963	19682	13680	21620	35300	54982

Table 122 - State-wise Details of Indigenous (graded) Sheep by Age and Sex (All)

State/ Union Territory	Breed Name : Balangir Graded						Total Sheep (Male + Female) (4+7)
	Male			Female			
	Up to 1 Year	1 Year & Above	Total Male (2+3)	Up to 1 Year	1 Year & Above	Total Female (5+6)	
1	2	3	4	5	6	7	8
Chhattisgarh	0	2	2	19	19	38	40
Kerala	0	0	0	10	10	20	20
Odisha	4054	4765	8819	6206	10368	16574	25393
Total	4054	4767	8821	6235	10397	16632	25453

Table 123 - State-wise Details of Indigenous (pure) Sheep by Age and Sex (All)

State/ Union Territory	Breed Name: Bellary						Total Sheep (Male + Female) (4+7)
	Male			Female			
	Up to 1 Year	1 Year & Above	Total Male (2+3)	Up to 1 Year	1 Year & Above	Total Female (5+6)	
1	2	3	4	5	6	7	8
Andhra Pradesh	49846	49634	99480	124517	314028	438545	538025
Chhattisgarh	33	32	65	22	76	98	163
Haryana	0	0	0	0	10	10	10
Karnataka	216570	155599	372169	431158	1171324	1602482	1974651
Kerala	2	0	2	0	0	0	2
Punjab	43	60	103	346	493	839	942
Telangana	15610	12428	28038	35495	75024	110519	138557
West Bengal	3	4	7	9	13	22	29
Total	282107	217757	499864	591547	1560968	2152515	2652379

Table 124 - State-wise Details of Indigenous (graded) Sheep by Age and Sex (All)

State/ Union Territory	Breed Name : Bellary Graded						Total Sheep (Male + Female) (4+7)
	Male			Female			
	Up to 1 Year	1 Year & Above	Total Male (2+3)	Up to 1 Year	1 Year & Above	Total Female (5+6)	
1	2	3	4	5	6	7	8
Andhra Pradesh	28187	31151	59338	111708	215151	326859	386197
Chhattisgarh	13	12	25	6	12	18	43
Karnataka	114126	84089	198215	258169	648015	906184	1104399
Nagaland	2	3	5	0	0	0	5
Punjab	64	70	134	719	1544	2263	2397
Telangana	12011	8446	20457	35869	73462	109331	129788
Uttar Pradesh	0	0	0	5	5	10	10
Total	154403	123771	278174	406476	938189	1344665	1622839

Table 125 - State-wise Details of Indigenous (pure) Sheep by Age and Sex (All)

State/ Union Territory	Breed Name : Bhakarwal						Total Sheep (Male + Female) (4+7)
	Male			Female			
	Up to 1 Year	1 Year & Above	Total Male (2+3)	Up to 1 Year	1 Year & Above	Total Female (5+6)	
1	2	3	4	5	6	7	8
Andhra Pradesh	7	4	11	12	44	56	67
Jammu & Kashmir	9864	14746	24610	33542	61014	94556	119166
Punjab	26	11	37	27	40	67	104
Total	9897	14761	24658	33581	61098	94679	119337

Table 126 - State-wise Details of Indigenous (graded) Sheep by Age and Sex (All)

State/ Union Territory	Breed Name : Bhakarwal Graded						Total Sheep (Male + Female) (4+7)
	Male			Female			
	Up to 1 Year	1 Year & Above	Total Male (2+3)	Up to 1 Year	1 Year & Above	Total Female (5+6)	
1	2	3	4	5	6	7	8
Chhattisgarh	0	0	0	5	6	11	11
Jammu & Kashmir	4345	6618	10963	14085	28500	42585	53548
Punjab	83	67	150	234	410	644	794
Uttar Pradesh	859	1085	1944	5060	7273	12333	14277
Total	5287	7770	13057	19384	36189	55573	68630

Table 127 - State-wise Details of Indigenous (pure) Sheep by Age and Sex (All)

State/ Union Territory	Breed Name : Bonpala						Total Sheep (Male + Female) (4+7)
	Male			Female			
	Up to 1 Year	1 Year & Above	Total Male (2+3)	Up to 1 Year	1 Year & Above	Total Female (5+6)	
1	2	3	4	5	6	7	8
Chhattisgarh	7	2	9	2	5	7	16
Sikkim	162	229	391	180	351	531	922
West Bengal	6571	6795	13366	11274	13056	24330	37696
Total	6740	7026	13766	11456	13412	24868	38634

Table 128 - State-wise Details of Indigenous (graded) Sheep by Age and Sex (All)

State/ Union Territory	Breed Name : Bonpala Graded						Total Sheep (Male + Female) (4+7)
	Male			Female			
	Up to 1 Year	1 Year & Above	Total Male (2+3)	Up to 1 Year	1 Year & Above	Total Female (5+6)	
1	2	3	4	5	6	7	8
Chhattisgarh	0	0	0	4	8	12	12
Sikkim	0	6	6	0	4	4	10
West Bengal	3899	4260	8159	10035	11981	22016	30175
Total	3899	4266	8165	10039	11993	22032	30197

Table 129 - State-wise Details of Indigenous (pure) Sheep by Age and Sex (All)

State/ Union Territory	Breed Name : Changthangi						Total Sheep (Male + Female) (4+7)
	Male			Female			
	Up to 1 Year	1 Year & Above	Total Male (2+3)	Up to 1 Year	1 Year & Above	Total Female (5+6)	
1	2	3	4	5	6	7	8
Jammu & Kashmir	9431	20580	30011	13399	28222	41621	71632

Table 130 - State-wise Details of Indigenous (graded) Sheep by Age and Sex (All)

State/ Union Territory	Breed Name : Changthangi Graded						Total Sheep (Male + Female) (4+7)
	Male			Female			
	Up to 1 Year	1 Year & Above	Total Male (2+3)	Up to 1 Year	1 Year & Above	Total Female (5+6)	
1	2	3	4	5	6	7	8
Andhra Pradesh	50	50	100	0	0	0	100
Jammu & Kashmir	15	64	79	13	77	90	169
Total	65	114	179	13	77	90	269

Table 131 - State-wise Details of Indigenous (pure) Sheep by Age and Sex (All)

State/ Union Territory	Breed Name : Chevaadu						Total Sheep (Male + Female) (4+7)
	Male			Female			
	Up to 1 Year	1 Year & Above	Total Male (2+3)	Up to 1 Year	1 Year & Above	Total Female (5+6)	
1	2	3	4	5	6	7	8
Tamil Nadu	5186	6635	11821	16410	27117	43527	55348

Table 132 - State-wise Details of Indigenous (graded) Sheep by Age and Sex (All)

State/ Union Territory	Breed Name : Chevaadu Graded						Total Sheep (Male + Female) (4+7)
	Male			Female			
	Up to 1 Year	1 Year & Above	Total Male (2+3)	Up to 1 Year	1 Year & Above	Total Female (5+6)	
1	2	3	4	5	6	7	8
Tamil Nadu	1272	1281	2553	3971	6001	9972	12525

Table 133 - State-wise Details of Indigenous (pure) Sheep by Age and Sex (All)

State/ Union Territory	Breed Name : Chokala						Total Sheep (Male + Female) (4+7)
	Male			Female			
	Up to 1 Year	1 Year & Above	Total Male (2+3)	Up to 1 Year	1 Year & Above	Total Female (5+6)	
1	2	3	4	5	6	7	8
Chhattisgarh	0	1	1	1	0	1	2
Haryana	746	388	1134	3302	6731	10033	11167
Kerala	0	0	0	2	2	4	4
Punjab	175	143	318	393	866	1259	1577
Rajasthan	14726	10804	25530	61977	125047	187024	212554
Total	15647	11336	26983	65675	132646	198321	225304

Table 134 - State-wise Details of Indigenous (graded) Sheep by Age and Sex (All)

State/ Union Territory	Breed Name : Chokala Graded						Total Sheep (Male + Female) (4+7)
	Male			Female			
	Up to 1 Year	1 Year & Above	Total Male (2+3)	Up to 1 Year	1 Year & Above	Total Female (5+6)	
1	2	3	4	5	6	7	8
Haryana	568	497	1065	2804	6004	8808	9873
Punjab	144	58	202	474	833	1307	1509
Rajasthan	10268	6242	16510	44474	84527	129001	145511
Total	10980	6797	17777	47752	91364	139116	156893

Table 135 - State-wise Details of Indigenous (pure) Sheep by Age and Sex (All)

State/ Union Territory	Breed Name : Chottanagpuri						Total Sheep (Male + Female) (4+7)
	Male			Female			
	Up to 1 Year	1 Year & Above	Total Male (2+3)	Up to 1 Year	1 Year & Above	Total Female (5+6)	
1	2	3	4	5	6	7	8
Andhra Pradesh	30	34	64	1	3	4	68
Bihar	208	259	467	707	1119	1826	2293
Jharkhand	39973	48537	88510	53766	78846	132612	221122
Madhya Pradesh	4	5	9	0	0	0	9
West Bengal	611	445	1056	882	1544	2426	3482
Total	40826	49280	90106	55356	81512	136868	226974

Table 136 - State-wise Details of Indigenous (graded) Sheep by Age and Sex (All)

State/ Union Territory	Breed Name : Chottanagpuri Graded						Total Sheep (Male + Female) (4+7)
	Male			Female			
	Up to 1 Year	1 Year & Above	Total Male (2+3)	Up to 1 Year	1 Year & Above	Total Female (5+6)	
1	2	3	4	5	6	7	8
Bihar	208	158	366	556	700	1256	1622
Chhattisgarh	0	0	0	0	1	1	1
Jharkhand	15734	18283	34017	23251	29028	52279	86296
West Bengal	31	26	57	60	59	119	176
Total	15973	18467	34440	23867	29788	53655	88095

Table 137 - State-wise Details of Indigenous (pure) Sheep by Age and Sex (All)

State/ Union Territory	Breed Name: Coimbatore						Total Sheep (Male + Female) (4+7)
	Male			Female			
	Up to 1 Year	1 Year & Above	Total Male (2+3)	Up to 1 Year	1 Year & Above	Total Female (5+6)	
1	2	3	4	5	6	7	8
Kerala	3	1	4	0	0	0	4
Tamil Nadu	3029	2812	5841	15124	17991	33115	38956
Total	3032	2813	5845	15124	17991	33115	38960

Table 138 - State-wise Details of Indigenous (graded) Sheep by Age and Sex (All)

State/ Union Territory	Breed Name : Coimbatore Graded						Total Sheep (Male + Female) (4+7)
	Male			Female			
	Up to 1 Year	1 Year & Above	Total Male (2+3)	Up to 1 Year	1 Year & Above	Total Female (5+6)	
1	2	3	4	5	6	7	8
Kerala	14	5	19	3	0	3	22
Tamil Nadu	11205	15480	26685	15842	18808	34650	61335
Total	11219	15485	26704	15845	18808	34653	61357

Table 139 - State-wise Details of Indigenous (pure) Sheep by Age and Sex (All)

State/ Union Territory	Breed Name : Deccani						Total Sheep (Male + Female) (4+7)
	Male			Female			
	Up to 1 Year	1 Year & Above	Total Male (2+3)	Up to 1 Year	1 Year & Above	Total Female (5+6)	
1	2	3	4	5	6	7	8
Andhra Pradesh	5147	5845	10992	10035	24577	34612	45604
Chhattisgarh	2	1	3	3	4	7	10
Karnataka	38108	21619	59727	82931	288059	370990	430717
Maharashtra	16731	16212	32943	70892	159434	230326	263269
Telangana	37326	32365	69691	122706	292663	415369	485060
Total	97314	76042	173356	286567	764737	1051304	1224660

Table 140 - State-wise Details of Indigenous (graded) Sheep by Age and Sex (All)

State/ Union Territory	Breed Name : Decanni Graded						Total Sheep (Male + Female) (4+7)
	Male			Female			
	Up to 1 Year	1 Year & Above	Total Male (2+3)	Up to 1 Year	1 Year & Above	Total Female (5+6)	
1	2	3	4	5	6	7	8
Andhra Pradesh	10231	9885	20116	27110	45458	72568	92684
Karnataka	46966	24147	71113	89258	264591	353849	424962
Maharashtra	11234	9340	20574	43892	123857	167749	188323
Telangana	46043	30781	76824	108650	267829	376479	453303
Total	114474	74153	188627	268910	701735	970645	1159272

Table 141 - State-wise Details of Indigenous (pure) Sheep by Age and Sex (All)

State/ Union Territory	Breed Name : Gaddi						Total Sheep (Male + Female) (4+7)
	Male			Female			
	Up to 1 Year	1 Year & Above	Total Male (2+3)	Up to 1 Year	1 Year & Above	Total Female (5+6)	
1	2	3	4	5	6	7	8
Andhra Pradesh	2	3	5	5	23	28	33
Chhattisgarh	9	14	23	17	30	47	70
Haryana	0	0	0	1	1	2	2
Himachal Pradesh	20904	38710	59614	38607	103700	142307	201921
Jammu & Kashmir	4173	6076	10249	12740	24371	37111	47360
Punjab	183	83	266	130	291	421	687
Uttar Pradesh	406	427	833	2095	2620	4715	5548
Uttarakhand	8447	11669	20116	21538	42524	64062	84178
Total	34124	56982	91106	75133	173560	248693	339799

Table 142 - State-wise Details of Indigenous (graded) Sheep by Age and Sex (All)

State/ Union Territory	Breed Name : Gaddi Graded						Total Sheep (Male + Female) (4+7)
	Male			Female			
	Up to 1 Year	1 Year & Above	Total Male (2+3)	Up to 1 Year	1 Year & Above	Total Female (5+6)	
1	2	3	4	5	6	7	8
Himachal Pradesh	28425	37749	66174	55613	157634	213247	279421
Jammu & Kashmir	833	1652	2485	4853	10986	15839	18324
Punjab	193	165	358	727	1153	1880	2238
Uttarakhand	2157	2072	4229	6448	16456	22904	27133
Total	31608	41638	73246	67641	186229	253870	327116

Table 143 - State-wise Details of Indigenous (pure) Sheep by Age and Sex (All)

State/ Union Territory	Breed Name : Ganjam						Total Sheep (Male + Female) (4+7)
	Male			Female			
	Up to 1 Year	1 Year & Above	Total Male (2+3)	Up to 1 Year	1 Year & Above	Total Female (5+6)	
1	2	3	4	5	6	7	8
Andhra Pradesh	5	1	6	4	10	14	20
Odisha	6195	4862	11057	12509	27319	39828	50885
Total	6200	4863	11063	12513	27329	39842	50905

Table 144 - State-wise Details of Indigenous (graded) Sheep by Age and Sex (All)

State/ Union Territory	Breed Name : Ganjam Graded						Total Sheep (Male + Female) (4+7)
	Male			Female			
	Up to 1 Year	1 Year & Above	Total Male (2+3)	Up to 1 Year	1 Year & Above	Total Female (5+6)	
1	2	3	4	5	6	7	8
Odisha	1738	1330	3068	2319	5187	7506	10574

Table 145 - State-wise Details of Indigenous (pure) Sheep by Age and Sex (All)

State/ Union Territory	Breed Name : Garole						Total Sheep (Male + Female) (4+7)
	Male			Female			
	Up to 1 Year	1 Year & Above	Total Male (2+3)	Up to 1 Year	1 Year & Above	Total Female (5+6)	
1	2	3	4	5	6	7	8
West Bengal	9050	9568	18618	18917	24270	43187	61805

Table 146 - State-wise Details of Indigenous (graded) Sheep by Age and Sex (All)

State/ Union Territory	Breed Name : Garole Graded						Total Sheep (Male + Female) (4+7)
	Male			Female			
	Up to 1 Year	1 Year & Above	Total Male (2+3)	Up to 1 Year	1 Year & Above	Total Female (5+6)	
1	2	3	4	5	6	7	8
West Bengal	2581	2153	4734	3110	3933	7043	11777

Table 147 - State-wise Details of Indigenous (pure) Sheep by Age and Sex (All)

State/ Union Territory	Breed Name : Gurez						
	Male			Female			Total Sheep (Male + Female) (4+7)
	Up to 1 Year	1 Year & Above	Total Male (2+3)	Up to 1 Year	1 Year & Above	Total Female (5+6)	
1	2	3	4	5	6	7	8
Jammu & Kashmir	594	783	1377	1612	3981	5593	6970

Table 148 - State-wise Details of Indigenous (graded) Sheep by Age and Sex (All)

State/ Union Territory	Breed Name : Gurez Graded						
	Male			Female			Total Sheep (Male + Female) (4+7)
	Up to 1 Year	1 Year & Above	Total Male (2+3)	Up to 1 Year	1 Year & Above	Total Female (5+6)	
1	2	3	4	5	6	7	8
Jammu & Kashmir	2599	1243	3842	3631	11271	14902	18744

Table 149 - State-wise Details of Indigenous (pure) Sheep by Age and Sex (All)

State/ Union Territory	Breed Name : Hassan						
	Male			Female			Total Sheep (Male + Female) (4+7)
	Up to 1 Year	1 Year & Above	Total Male (2+3)	Up to 1 Year	1 Year & Above	Total Female (5+6)	
1	2	3	4	5	6	7	8
Karnataka	71045	69426	140471	143378	320563	463941	604412

Table 150 - State-wise Details of Indigenous (graded) Sheep by Age and Sex (All)

State/ Union Territory	Breed Name : Hassan Graded						
	Male			Female			Total Sheep (Male + Female) (4+7)
	Up to 1 Year	1 Year & Above	Total Male (2+3)	Up to 1 Year	1 Year & Above	Total Female (5+6)	
1	2	3	4	5	6	7	8
Karnataka	18074	21886	39960	28468	64561	93029	132989

Table 151 - State-wise Details of Indigenous (pure) Sheep by Age and Sex (All)

State/ Union Territory	Breed Name : Jaisalmeri						
	Male			Female			Total Sheep (Male + Female) (4+7)
	Up to 1 Year	1 Year & Above	Total Male (2+3)	Up to 1 Year	1 Year & Above	Total Female (5+6)	
1	2	3	4	5	6	7	8
Haryana	0	0	0	55	130	185	185
Rajasthan	51869	37545	89414	112505	253781	366286	455700
Uttar Pradesh	10	6	16	12	43	55	71
Total	51879	37551	89430	112572	253954	366526	455956

Table 152 - State-wise Details of Indigenous (graded) Sheep by Age and Sex (All)

State/ Union Territory	Breed Name : Jaisalmeri Graded						Total Sheep (Male + Female) (4+7)
	Male			Female			
	Up to 1 Year	1 Year & Above	Total Male (2+3)	Up to 1 Year	1 Year & Above	Total Female (5+6)	
1	2	3	4	5	6	7	8
Chhattisgarh	3	2	5	1	0	1	6
Punjab	22	23	45	86	300	386	431
Rajasthan	24169	17439	41608	58742	122604	181346	222954
Uttar Pradesh	36	39	75	102	649	751	826
Total	24230	17503	41733	58931	123553	182484	224217

Table 153 - State-wise Details of Indigenous (pure) Sheep by Age and Sex (All)

State/ Union Territory	Breed Name : Jalauni						Total Sheep (Male + Female) (4+7)
	Male			Female			
	Up to 1 Year	1 Year & Above	Total Male (2+3)	Up to 1 Year	1 Year & Above	Total Female (5+6)	
1	2	3	4	5	6	7	8
Uttar Pradesh	952	1146	2098	4053	5998	10051	12149

Table 154 - State-wise Details of Indigenous (graded) Sheep by Age and Sex (All)

State/ Union Territory	Breed Name : Jalauni Graded						Total Sheep (Male + Female) (4+7)
	Male			Female			
	Up to 1 Year	1 Year & Above	Total Male (2+3)	Up to 1 Year	1 Year & Above	Total Female (5+6)	
1	2	3	4	5	6	7	8
Uttar Pradesh	3155	3334	6489	8730	15563	24293	30782

Table 155 - State-wise Details of Indigenous (pure) Sheep by Age and Sex (All)

State/ Union Territory	Breed Name : Karnah						Total Sheep (Male + Female) (4+7)
	Male			Female			
	Up to 1 Year	1 Year & Above	Total Male (2+3)	Up to 1 Year	1 Year & Above	Total Female (5+6)	
1	2	3	4	5	6	7	8
Jammu & Kashmir	154	194	348	343	739	1082	1430

Table 156 - State-wise Details of Indigenous (graded) Sheep by Age and Sex (All)

State/ Union Territory	Breed Name : Karnah Graded						Total Sheep (Male + Female) (4+7)
	Male			Female			
	Up to 1 Year	1 Year & Above	Total Male (2+3)	Up to 1 Year	1 Year & Above	Total Female (5+6)	
1	2	3	4	5	6	7	8
Jammu & Kashmir	171	247	418	466	807	1273	1691

Table 157 - State-wise Details of Indigenous (pure) Sheep by Age and Sex (All)

State/ Union Territory	Breed Name : Katchaikatty Black						Total Sheep (Male + Female) (4+7)
	Male			Female			
	Up to 1 Year	1 Year & Above	Total Male (2+3)	Up to 1 Year	1 Year & Above	Total Female (5+6)	
1	2	3	4	5	6	7	8
Tamil Nadu	193	221	414	453	639	1092	1506

Table 158 - State-wise Details of Indigenous (graded) Sheep by Age and Sex (All)

State/ Union Territory	Breed Name : Katchaikatty Black Graded						Total Sheep (Male + Female) (4+7)
	Male			Female			
	Up to 1 Year	1 Year & Above	Total Male (2+3)	Up to 1 Year	1 Year & Above	Total Female (5+6)	
1	2	3	4	5	6	7	8
Tamil Nadu	57	88	145	117	132	249	394

Table 159 - State-wise Details of Indigenous (pure) Sheep by Age and Sex (All)

State/ Union Territory	Breed Name : Kendrapadda						Total Sheep (Male + Female) (4+7)
	Male			Female			
	Up to 1 Year	1 Year & Above	Total Male (2+3)	Up to 1 Year	1 Year & Above	Total Female (5+6)	
1	2	3	4	5	6	7	8
Odisha	1108	1181	2289	2791	3213	6004	8293

Table 160 - State-wise Details of Indigenous (graded) Sheep by Age and Sex (All)

State/ Union Territory	Breed Name : Kendrapadda Graded						Total Sheep (Male + Female) (4+7)
	Male			Female			
	Up to 1 Year	1 Year & Above	Total Male (2+3)	Up to 1 Year	1 Year & Above	Total Female (5+6)	
1	2	3	4	5	6	7	8
Chhattisgarh	2	1	3	0	0	0	3
Odisha	425	436	861	810	1007	1817	2678
Total	427	437	864	810	1007	1817	2681

Table 161 - State-wise Details of Indigenous (pure) Sheep by Age and Sex (All)

State/ Union Territory	Breed Name : Kenguri						Total Sheep (Male + Female) (4+7)
	Male			Female			
	Up to 1 Year	1 Year & Above	Total Male (2+3)	Up to 1 Year	1 Year & Above	Total Female (5+6)	
1	2	3	4	5	6	7	8
Karnataka	75880	45385	121265	152262	478458	630720	751985
Telangana	207	188	395	973	2425	3398	3793
Total	76087	45573	121660	153235	480883	634118	755778

Table 162 - State-wise Details of Indigenous (graded) Sheep by Age and Sex (All)

State/ Union Territory	Breed Name : Kenguri Graded						Total Sheep (Male + Female) (4+7)
	Male			Female			
	Up to 1 Year	1 Year & Above	Total Male (2+3)	Up to 1 Year	1 Year & Above	Total Female (5+6)	
1	2	3	4	5	6	7	8
Karnataka	42730	31023	73753	125719	323099	448818	522571
Telangana	698	316	1014	1950	4971	6921	7935
Total	43428	31339	74767	127669	328070	455739	530506

Table 163 - State-wise Details of Indigenous (pure) Sheep by Age and Sex (All)

State/ Union Territory	Breed Name : Kilakarsal						Total Sheep (Male + Female) (4+7)
	Male			Female			
	Up to 1 Year	1 Year & Above	Total Male (2+3)	Up to 1 Year	1 Year & Above	Total Female (5+6)	
1	2	3	4	5	6	7	8
Tamil Nadu	3502	4746	8248	10494	20807	31301	39549

Table 164 - State-wise Details of Indigenous (graded) Sheep by Age and Sex (All)

State/ Union Territory	Breed Name : Kilakarsal Graded						Total Sheep (Male + Female) (4+7)
	Male			Female			
	Up to 1 Year	1 Year & Above	Total Male (2+3)	Up to 1 Year	1 Year & Above	Total Female (5+6)	
1	2	3	4	5	6	7	8
Tamil Nadu	646	647	1293	2053	3334	5387	6680

Table 165 - State-wise Details of Indigenous (pure) Sheep by Age and Sex (All)

State/ Union Territory	Breed Name : Madras Red						Total Sheep (Male + Female) (4+7)
	Male			Female			
	Up to 1 Year	1 Year & Above	Total Male (2+3)	Up to 1 Year	1 Year & Above	Total Female (5+6)	
1	2	3	4	5	6	7	8
Puducherry	58	50	108	159	255	414	522
Tamil Nadu	30431	21329	51760	86171	137607	223778	275538
Telangana	20	33	53	38	133	171	224
Total	30509	21412	51921	86368	137995	224363	276284

Table 166 - State-wise Details of Indigenous (graded) Sheep by Age and Sex (All)

State/ Union Territory	Breed Name : Madras Red Graded						Total Sheep (Male + Female) (4+7)
	Male			Female			
	Up to 1 Year	1 Year & Above	Total Male (2+3)	Up to 1 Year	1 Year & Above	Total Female (5+6)	
1	2	3	4	5	6	7	8
Kerala	2	0	2	1	2	3	5
Puducherry	24	16	40	40	120	160	200
Tamil Nadu	2417	1840	4257	6297	10463	16760	21017
Total	2443	1856	4299	6338	10585	16923	21222

Table 167 - State-wise Details of Indigenous (pure) Sheep by Age and Sex (All)

State/ Union Territory	Breed Name : Magra						Total Sheep (Male + Female) (4+7)
	Male			Female			
	Up to 1 Year	1 Year & Above	Total Male (2+3)	Up to 1 Year	1 Year & Above	Total Female (5+6)	
1	2	3	4	5	6	7	8
Haryana	139	224	363	680	1351	2031	2394
Punjab	205	70	275	330	741	1071	1346
Rajasthan	8335	5714	14049	19011	48302	67313	81362
Uttar Pradesh	61	49	110	372	529	901	1011
Total	8740	6057	14797	20393	50923	71316	86113

Table 168 - State-wise Details of Indigenous (graded) Sheep by Age and Sex (All)

State/ Union Territory	Breed Name : Magra Graded						Total Sheep (Male + Female) (4+7)
	Male			Female			
	Up to 1 Year	1 Year & Above	Total Male (2+3)	Up to 1 Year	1 Year & Above	Total Female (5+6)	
1	2	3	4	5	6	7	8
Haryana	80	97	177	602	1354	1956	2133
Punjab	382	351	733	1130	2376	3506	4239
Rajasthan	3168	2155	5323	11466	22415	33881	39204
Total	3630	2603	6233	13198	26145	39343	45576

Table 169 - State-wise Details of Indigenous (pure) Sheep by Age and Sex (All)

State/ Union Territory	Breed Name : Malapura						Total Sheep (Male + Female) (4+7)
	Male			Female			
	Up to 1 Year	1 Year & Above	Total Male (2+3)	Up to 1 Year	1 Year & Above	Total Female (5+6)	
1	2	3	4	5	6	7	8
Kerala	0	0	0	0	0	0	0
Rajasthan	8354	3128	11482	19591	54370	73961	85443
Total	8354	3128	11482	19591	54370	73961	85443

Table 170 - State-wise Details of Indigenous (graded) Sheep by Age and Sex (All)

State/ Union Territory	Breed Name : Malapura Graded						Total Sheep (Male + Female) (4+7)
	Male			Female			
	Up to 1 Year	1 Year & Above	Total Male (2+3)	Up to 1 Year	1 Year & Above	Total Female (5+6)	
1	2	3	4	5	6	7	8
Kerala	0	0	0	1	1	2	2
Rajasthan	12041	7023	19064	29406	75619	105025	124089
Total	12041	7023	19064	29407	75620	105027	124091

Table 171 - State-wise Details of Indigenous (pure) Sheep by Age and Sex (All)

State/ Union Territory	Breed Name : Mandya						
	Male			Female			Total Sheep (Male + Female) (4+7)
	Up to 1 Year	1 Year & Above	Total Male (2+3)	Up to 1 Year	1 Year & Above	Total Female (5+6)	
1	2	3	4	5	6	7	8
Karnataka	13427	19914	33341	22017	60615	82632	115973

Table 172 - State-wise Details of Indigenous (graded) Sheep by Age and Sex (All)

State/ Union Territory	Breed Name : Mandya Graded						
	Male			Female			Total Sheep (Male + Female) (4+7)
	Up to 1 Year	1 Year & Above	Total Male (2+3)	Up to 1 Year	1 Year & Above	Total Female (5+6)	
1	2	3	4	5	6	7	8
Karnataka	16390	19861	36251	30528	67286	97814	134065

Table 173 - State-wise Details of Indigenous (pure) Sheep by Age and Sex (All)

State/ Union Territory	Breed Name : Marwari						
	Male			Female			Total Sheep (Male + Female) (4+7)
	Up to 1 Year	1 Year & Above	Total Male (2+3)	Up to 1 Year	1 Year & Above	Total Female (5+6)	
1	2	3	4	5	6	7	8
Andhra Pradesh	3	0	3	2	5	7	10
Delhi	0	0	0	0	0	0	0
Gujarat	20992	12966	33958	72417	196609	269026	302984
Haryana	523	481	1004	3093	7524	10617	11621
Punjab	80	77	157	251	735	986	1143
Rajasthan	102615	62963	165578	377862	882268	1260130	1425708
Telangana	10	5	15	33	63	96	111
Uttar Pradesh	289	336	625	1806	2958	4764	5389
Total	124512	76828	201340	455464	1090162	1545626	1746966

Table 174 - State-wise Details of Indigenous (graded) Sheep by Age and Sex (All)

State/ Union Territory	Breed Name : Marwari Graded						
	Male			Female			Total Sheep (Male + Female) (4+7)
	Up to 1 Year	1 Year & Above	Total Male (2+3)	Up to 1 Year	1 Year & Above	Total Female (5+6)	
1	2	3	4	5	6	7	8
Delhi	0	0	0	0	0	0	0
Gujarat	13894	8675	22569	59997	161705	221702	244271
Haryana	739	431	1170	2604	7081	9685	10855
Karnataka	37	38	75	90	325	415	490
Punjab	155	79	234	394	968	1362	1596
Rajasthan	69268	35271	104539	216771	535347	752118	856657
Uttar Pradesh	596	573	1169	3203	4850	8053	9222
Total	84689	45067	129756	283059	710276	993335	1123091

Table 175 - State-wise Details of Indigenous (pure) Sheep by Age and Sex (All)

State/ Union Territory	Breed Name : Mercheri						Total Sheep (Male + Female) (4+7)
	Male			Female			
	Up to 1 Year	1 Year & Above	Total Male (2+3)	Up to 1 Year	1 Year & Above	Total Female (5+6)	
1	2	3	4	5	6	7	8
Tamil Nadu	102683	82082	184765	297014	523197	820211	1004976

Table 176 - State-wise Details of Indigenous (graded) Sheep by Age and Sex (All)

State/ Union Territory	Breed Name : Mercheri Graded						Total Sheep (Male + Female) (4+7)
	Male			Female			
	Up to 1 Year	1 Year & Above	Total Male (2+3)	Up to 1 Year	1 Year & Above	Total Female (5+6)	
1	2	3	4	5	6	7	8
Chhattisgarh	0	0	0	0	3	3	3
Tamil Nadu	19952	16836	36788	78530	122445	200975	237763
Total	19952	16836	36788	78530	122448	200978	237766

Table 177 - State-wise Details of Indigenous (pure) Sheep by Age and Sex (All)

State/ Union Territory	Breed Name : Muzzafarnagri						Total Sheep (Male + Female) (4+7)
	Male			Female			
	Up to 1 Year	1 Year & Above	Total Male (2+3)	Up to 1 Year	1 Year & Above	Total Female (5+6)	
1	2	3	4	5	6	7	8
Haryana	0	1	1	33	134	167	168
Telangana	0	32	32	0	0	0	32
Uttar Pradesh	1493	1640	3133	5003	9630	14633	17766
Uttarakhand	80	41	121	174	501	675	796
Total	1573	1714	3287	5210	10265	15475	18762

Table 178 - State-wise Details of Indigenous (graded) Sheep by Age and Sex (All)

State/ Union Territory	Breed Name : Muzzafarnagri Graded						Total Sheep (Male + Female) (4+7)
	Male			Female			
	Up to 1 Year	1 Year & Above	Total Male (2+3)	Up to 1 Year	1 Year & Above	Total Female (5+6)	
1	2	3	4	5	6	7	8
Uttar Pradesh	2224	2503	4727	6083	10228	16311	21038
Uttarakhand	167	92	259	468	1233	1701	1960
Total	2391	2595	4986	6551	11461	18012	22998

Table 179 - State-wise Details of Indigenous (pure) Sheep by Age and Sex (All)

State/ Union Territory	Breed Name : Nali						Total Sheep (Male + Female) (4+7)
	Male			Female			
	Up to 1 Year	1 Year & Above	Total Male (2+3)	Up to 1 Year	1 Year & Above	Total Female (5+6)	
1	2	3	4	5	6	7	8
Haryana	1898	1017	2915	5884	16569	22453	25368
Punjab	50	40	90	165	433	598	688
Rajasthan	9923	5457	15380	26905	70426	97331	112711
Total	11871	6514	18385	32954	87428	120382	138767

Table 180 - State-wise Details of Indigenous (graded) Sheep by Age and Sex (All)

State/ Union Territory	Breed Name : Nali Graded						Total Sheep (Male + Female) (4+7)
	Male			Female			
	Up to 1 Year	1 Year & Above	Total Male (2+3)	Up to 1 Year	1 Year & Above	Total Female (5+6)	
1	2	3	4	5	6	7	8
Haryana	2051	1138	3189	6743	19356	26099	29288
Punjab	86	46	132	447	1303	1750	1882
Rajasthan	8704	4874	13578	17624	49204	66828	80406
Total	10841	6058	16899	24814	69863	94677	111576

Table 181 - State-wise Details of Indigenous (pure) Sheep by Age and Sex (All)

State/ Union Territory	Breed Name : Nellore						Total Sheep (Male + Female) (4+7)
	Male			Female			
	Up to 1 Year	1 Year & Above	Total Male (2+3)	Up to 1 Year	1 Year & Above	Total Female (5+6)	
1	2	3	4	5	6	7	8
Andhra Pradesh	403999	316742	720741	1205393	2776925	3982318	4703059
Karnataka	427	971	1398	520	2370	2890	4288
Tamil Nadu	437	207	644	562	779	1341	1985
Telangana	259155	159664	418819	805931	1855390	2661321	3080140
Total	664018	477584	1141602	2012406	4635464	6647870	7789472

Table 182 - State-wise Details of Indigenous (graded) Sheep by Age and Sex (All)

State/ Union Territory	Breed Name : Nellore Graded						Total Sheep (Male + Female) (4+7)
	Male			Female			
	Up to 1 Year	1 Year & Above	Total Male (2+3)	Up to 1 Year	1 Year & Above	Total Female (5+6)	
1	2	3	4	5	6	7	8
Andhra Pradesh	186667	143711	330378	560530	1297392	1857922	2188300
Karnataka	4141	5527	9668	5696	16338	22034	31702
Tamil Nadu	200	399	599	650	729	1379	1978
Telangana	353528	225645	579173	987134	2465720	3452854	4032027
Uttar Pradesh	35	60	95	67	194	261	356
Total	544571	375342	919913	1554077	3780373	5334450	6254363

Table 183 - State-wise Details of Indigenous (pure) Sheep by Age and Sex (All)

State/ Union Territory	Breed Name : Nilgiri						Total Sheep (Male + Female) (4+7)
	Male			Female			
	Up to 1 Year	1 Year & Above	Total Male (2+3)	Up to 1 Year	1 Year & Above	Total Female (5+6)	
1	2	3	4	5	6	7	8
Chhattisgarh	0	0	0	0	3	3	3
Tamil Nadu	199	171	370	446	991	1437	1807
Total	199	171	370	446	994	1440	1810

Table 184 - State-wise Details of Indigenous (graded) Sheep by Age and Sex (All)

State/ Union Territory	Breed Name : Nilgiri Graded						Total Sheep (Male + Female) (4+7)
	Male			Female			
	Up to 1 Year	1 Year & Above	Total Male (2+3)	Up to 1 Year	1 Year & Above	Total Female (5+6)	
1	2	3	4	5	6	7	8
Tamil Nadu	174	180	354	267	713	980	1334

Table 185 - State-wise Details of Indigenous (pure) Sheep by Age and Sex (All)

State/ Union Territory	Breed Name : Patanwadi						Total Sheep (Male + Female) (4+7)
	Male			Female			
	Up to 1 Year	1 Year & Above	Total Male (2+3)	Up to 1 Year	1 Year & Above	Total Female (5+6)	
1	2	3	4	5	6	7	8
Gujarat	35361	25675	61036	127835	316724	444559	505595

Table 186 - State-wise Details of Indigenous (graded) Sheep by Age and Sex (All)

State/ Union Territory	Breed Name : Patanwadi Graded						Total Sheep (Male + Female) (4+7)
	Male			Female			
	Up to 1 Year	1 Year & Above	Total Male (2+3)	Up to 1 Year	1 Year & Above	Total Female (5+6)	
1	2	3	4	5	6	7	8
Gujarat	21922	15755	37677	94660	241688	336348	374025

Table 187 - State-wise Details of Indigenous (pure) Sheep by Age and Sex (All)

State/ Union Territory	Breed Name : Poonchi						Total Sheep (Male + Female) (4+7)
	Male			Female			
	Up to 1 Year	1 Year & Above	Total Male (2+3)	Up to 1 Year	1 Year & Above	Total Female (5+6)	
1	2	3	4	5	6	7	8
Jammu & Kashmir	511	803	1314	1736	3745	5481	6795

Table 188 - State-wise Details of Indigenous (graded) Sheep by Age and Sex (All)

State/ Union Territory	Breed Name : Poonchi Graded						
	Male			Female			Total Sheep (Male + Female) (4+7)
	Up to 1 Year	1 Year & Above	Total Male (2+3)	Up to 1 Year	1 Year & Above	Total Female (5+6)	
1	2	3	4	5	6	7	8
Jammu & Kashmir	1061	1721	2782	2917	7738	10655	13437

Table 189 - State-wise Details of Indigenous (pure) Sheep by Age and Sex (All)

State/ Union Territory	Breed Name : Pugal						
	Male			Female			Total Sheep (Male + Female) (4+7)
	Up to 1 Year	1 Year & Above	Total Male (2+3)	Up to 1 Year	1 Year & Above	Total Female (5+6)	
1	2	3	4	5	6	7	8
Rajasthan	13399	10453	23852	35438	81192	116630	140482

Table 190 - State-wise Details of Indigenous (graded) Sheep by Age and Sex (All)

State/ Union Territory	Breed Name : Pugal Graded						
	Male			Female			Total Sheep (Male + Female) (4+7)
	Up to 1 Year	1 Year & Above	Total Male (2+3)	Up to 1 Year	1 Year & Above	Total Female (5+6)	
1	2	3	4	5	6	7	8
Rajasthan	1937	1552	3489	7891	18588	26479	29968

Table 191 - State-wise Details of Indigenous (pure) Sheep by Age and Sex (All)

State/ Union Territory	Breed Name : Ramnad White						
	Male			Female			Total Sheep (Male + Female) (4+7)
	Up to 1 Year	1 Year & Above	Total Male (2+3)	Up to 1 Year	1 Year & Above	Total Female (5+6)	
1	2	3	4	5	6	7	8
Andhra Pradesh	1	0	1	1	0	1	2
Kerala	0	2	2	2	5	7	9
Tamil Nadu	24832	22893	47725	45782	78230	124012	171737
Total	24833	22895	47728	45785	78235	124020	171748

Table 192 - State-wise Details of Indigenous (graded) Sheep by Age and Sex (All)

State/ Union Territory	Breed Name : Ramnad White Graded						
	Male			Female			Total Sheep (Male + Female) (4+7)
	Up to 1 Year	1 Year & Above	Total Male (2+3)	Up to 1 Year	1 Year & Above	Total Female (5+6)	
1	2	3	4	5	6	7	8
Puducherry	26	35	61	42	78	120	181
Tamil Nadu	34655	16363	51018	60581	113328	173909	224927
Total	34681	16398	51079	60623	113406	174029	225108

Table 193 - State-wise Details of Indigenous (pure) Sheep by Age and Sex (All)

State/ Union Territory	Breed Name : Rampur Bushair						Total Sheep (Male + Female) (4+7)
	Male			Female			
	Up to 1 Year	1 Year & Above	Total Male (2+3)	Up to 1 Year	1 Year & Above	Total Female (5+6)	
1	2	3	4	5	6	7	8
Himachal Pradesh	819	1272	2091	1758	4274	6032	8123
Uttar Pradesh	49	64	113	152	336	488	601
Uttarakhand	12	40	52	30	88	118	170
Total	880	1376	2256	1940	4698	6638	8894

Table 194 - State-wise Details of Indigenous (graded) Sheep by Age and Sex (All)

State/ Union Territory	Breed Name : Rampur Bushair Graded						Total Sheep (Male + Female) (4+7)
	Male			Female			
	Up to 1 Year	1 Year & Above	Total Male (2+3)	Up to 1 Year	1 Year & Above	Total Female (5+6)	
1	2	3	4	5	6	7	8
Himachal Pradesh	879	1176	2055	1331	3581	4912	6967
Uttar Pradesh	175	260	435	424	677	1101	1536
Uttarakhand	11	49	60	198	584	782	842
Total	1065	1485	2550	1953	4842	6795	9345

Table 195 - State-wise Details of Indigenous (pure) Sheep by Age and Sex (All)

State/ Union Territory	Breed Name : Shahbadi						Total Sheep (Male + Female) (4+7)
	Male			Female			
	Up to 1 Year	1 Year & Above	Total Male (2+3)	Up to 1 Year	1 Year & Above	Total Female (5+6)	
1	2	3	4	5	6	7	8
Bihar	1297	2043	3340	3999	8367	12366	15706
Jharkhand	2815	3840	6655	2867	4511	7378	14033
West Bengal	1437	949	2386	1060	1267	2327	4713
Total	5549	6832	12381	7926	14145	22071	34452

Table 196 - State-wise Details of Indigenous (graded) Sheep by Age and Sex (All)

State/ Union Territory	Breed Name : Shahbadi graded						Total Sheep (Male + Female) (4+7)
	Male			Female			
	Up to 1 Year	1 Year & Above	Total Male (2+3)	Up to 1 Year	1 Year & Above	Total Female (5+6)	
1	2	3	4	5	6	7	8
Bihar	1368	1812	3180	4111	5015	9126	12306
Jharkhand	933	1279	2212	3168	7781	10949	13161
West Bengal	14	20	34	142	200	342	376
Total	2315	3111	5426	7421	12996	20417	25843

Table 197 - State-wise Details of Indigenous (pure) Sheep by Age and Sex (All)

State/ Union Territory	Breed Name : Sonadi						
	Male			Female			Total Sheep (Male + Female) (4+7)
	Up to 1 Year	1 Year & Above	Total Male (2+3)	Up to 1 Year	1 Year & Above	Total Female (5+6)	
1	2	3	4	5	6	7	8
Kerala	0	0	0	0	0	0	0
Rajasthan	1461	852	2313	5837	11892	17729	20042
Total	1461	852	2313	5837	11892	17729	20042

Table 198 - State-wise Details of Indigenous (graded) Sheep by Age and Sex (All)

State/ Union Territory	Breed Name : Sonadi Graded						
	Male			Female			Total Sheep (Male + Female) (4+7)
	Up to 1 Year	1 Year & Above	Total Male (2+3)	Up to 1 Year	1 Year & Above	Total Female (5+6)	
1	2	3	4	5	6	7	8
Rajasthan	1281	851	2132	6002	11181	17183	19315
West Bengal	0	0	0	6	10	16	16
Total	1281	851	2132	6008	11191	17199	19331

Table 199 - State-wise Details of Indigenous (pure) Sheep by Age and Sex (All)

State/ Union Territory	Breed Name : Tibetan						
	Male			Female			Total Sheep (Male + Female) (4+7)
	Up to 1 Year	1 Year & Above	Total Male (2+3)	Up to 1 Year	1 Year & Above	Total Female (5+6)	
1	2	3	4	5	6	7	8
Sikkim	41	34	75	121	119	240	315
Telangana	0	0	0	1	1	2	2
Total	41	34	75	122	120	242	317

Table 200 - State-wise Details of Indigenous (graded) Sheep by Age and Sex (All)

State/ Union Territory	Breed Name : Tibetan Graded						
	Male			Female			Total Sheep (Male + Female) (4+7)
	Up to 1 Year	1 Year & Above	Total Male (2+3)	Up to 1 Year	1 Year & Above	Total Female (5+6)	
1	2	3	4	5	6	7	8
Haryana	0	0	0	1	0	1	1

Table 201 - State-wise Details of Indigenous (pure) Sheep by Age and Sex (All)

State/ Union Territory	Breed Name : Tiruchi Black						Total Sheep (Male + Female) (4+7)
	Male			Female			
	Up to 1 Year	1 Year & Above	Total Male (2+3)	Up to 1 Year	1 Year & Above	Total Female (5+6)	
1	2	3	4	5	6	7	8
Tamil Nadu	2655	2191	4846	6782	7849	14631	19477
West Bengal	27	11	38	66	81	147	185
Total	2682	2202	4884	6848	7930	14778	19662

Table 202 - State-wise Details of Indigenous (graded) Sheep by Age and Sex (All)

State/ Union Territory	Breed Name : Tiruchi Black Graded						Total Sheep (Male + Female) (4+7)
	Male			Female			
	Up to 1 Year	1 Year & Above	Total Male (2+3)	Up to 1 Year	1 Year & Above	Total Female (5+6)	
1	2	3	4	5	6	7	8
Tamil Nadu	197	262	459	512	972	1484	1943

Table 203 - State-wise Details of Indigenous (pure) Sheep by Age and Sex (All)

State/ Union Territory	Breed Name : Vembur						Total Sheep (Male + Female) (4+7)
	Male			Female			
	Up to 1 Year	1 Year & Above	Total Male (2+3)	Up to 1 Year	1 Year & Above	Total Female (5+6)	
1	2	3	4	5	6	7	8
Tamil Nadu	12879	12389	25268	22890	39596	62486	87754
Telangana	0	4	4	0	0	0	4
Total	12879	12393	25272	22890	39596	62486	87758

Table 204 - State-wise Details of Indigenous (graded) Sheep by Age and Sex (All)

State/ Union Territory	Breed Name : Vembur Graded						Total Sheep (Male + Female) (4+7)
	Male			Female			
	Up to 1 Year	1 Year & Above	Total Male (2+3)	Up to 1 Year	1 Year & Above	Total Female (5+6)	
1	2	3	4	5	6	7	8
Maharashtra	0	0	0	0	0	0	0
Tamil Nadu	2072	2408	4480	3497	6399	9896	14376
Total	2072	2408	4480	3497	6399	9896	14376

Table 205 - State-wise Details of Indigenous (non-descript) Sheep by Age, Sex (All)

State/ Union Territory	Breed Name : Non-Descript						Total Sheep (Male + Female) (4+7)
	Male			Female			
	Up to 1 Year	1 Year & Above	Total Male (2+3)	Up to 1 Year	1 Year & Above	Total Female (5+6)	
1	2	3	4	5	6	7	8
A&N Islands	0	1	1	2	2	4	5
Andhra Pradesh	818150	795697	1613847	2155234	4723095	6878329	8492176
Arunachal Pradesh	1337	1499	2836	1383	2866	4249	7085
Assam	36236	39926	76162	111986	137143	249129	325291
Bihar	16979	20219	37198	53253	81870	135123	172321
Chhattisgarh	27879	32660	60539	40988	77672	118660	179199
D&N Haveli	10	8	18	20	45	65	83
Daman & Diu	22	8	30	20	18	38	68
Delhi	86	79	165	47	66	113	278
Goa	3	5	8	0	0	0	8
Gujarat	18664	19011	37675	96257	221593	317850	355525
Haryana	10906	8547	19453	42236	103536	145772	165225
Himachal Pradesh	23303	39839	63142	42645	116305	158950	222092
Jammu & Kashmir	116090	182251	298341	328686	677175	1005861	1304202
Jharkhand	47781	60748	108529	83218	113493	196711	305240
Karnataka	498653	441605	940258	1129966	2647037	3777003	4717261
Kerala	172	75	247	303	328	631	878
Lakshadweep	0	0	0	0	0	0	0
Madhya Pradesh	35531	32507	68038	95280	156655	251935	319973
Maharashtra	141212	112149	253361	521563	1328991	1850554	2103915
Manipur	934	1457	2391	1295	2204	3499	5890
Meghalaya	2996	1997	4993	4533	6054	10587	15580
Mizoram	10	10	20	7	16	23	43
Nagaland	66	80	146	16	33	49	195
Odisha	165696	189023	354719	285886	479387	765273	1119992
Puducherry	79	63	142	149	275	424	566
Punjab	4471	3218	7689	14178	30233	44411	52100
Rajasthan	327410	242973	570383	1071547	2161515	3233062	3803445
Sikkim	202	271	473	95	156	251	724
Tamil Nadu	221092	216505	437597	577154	925185	1502339	1939936
Telangana	959656	840092	1799748	2662824	5782559	8445383	10245131
Tripura	714	648	1362	1795	2083	3878	5240
Uttar Pradesh	75695	81827	157522	255704	399831	655535	813057
Uttarakhand	9792	13190	22982	19830	50365	70195	93177
West Bengal	120585	133440	254025	227728	304615	532343	786368
Total	3682412	3511628	7194040	9825828	20532401	30358229	37552269

Annexure – IV

**State-wise details of Indigenous Goats by age, sex
and use Breed Report**



Table 206 - State-wise Details of Indigenous (pure) Goat by Age, Sex and Use (All)

Breed Name: Attapadi Black									
State/ Union Territory	Male			Female					Total Male + Female (4+9)
	Under 1 Year	1 Year & Above	Total Male (2+3)	Under 1 Year	1 Year & Above			Total Female (5+6+7+8)	
					In Milk	Dry	Not Calved Once		
1	2	3	4	5	6	7	8	9	10
Chhattisgarh	5	6	11	15	21	6	6	48	59
Daman & Diu	7	2	9	5	4	3	0	12	21
Haryana	1	0	1	1	0	0	0	1	2
Kerala	2502	1605	4107	6741	6115	3244	1815	17915	22022
Nagaland	2	3	5	1	1	1	0	3	8
Puducherry	0	0	0	0	2	6	0	8	8
Sikkim	3	3	6	7	3	0	0	10	16
Telangana	2	2	4	0	0	0	0	0	4
Total	2522	1621	4143	6770	6146	3260	1821	17997	22140

Table 207 - State-wise Details of Indigenous (graded) Goat by Age, Sex and Use (All)

Breed Name: Attapadi Black Graded									
State/ Union Territory	Male			Female					Total Male + Female (4+9)
	Under 1 Year	1 Year & Above	Total Male (2+3)	Under 1 Year	1 Year & Above			Total Female (5+6+7+8)	
					In Milk	Dry	Not Calved Once		
1	2	3	4	5	6	7	8	9	10
Chhattisgarh	1	0	1	3	3	3	5	14	15
Haryana	0	0	0	0	5	5	0	10	10
Kerala	1176	724	1900	2764	2844	1129	377	7114	9014
Puducherry	1	2	3	0	0	0	0	0	3
Total	1178	726	1904	2767	2852	1137	382	7138	9042

Table 208 - State-wise Details of Indigenous (pure) Goat by Age, Sex and Use (All)

Breed Name: Barbari									
State/ Union Territory	Male			Female				Total Male + Female (4+9)	
	Under 1 Year	1 Year & Above	Total Male (2+3)	Under 1 Year	1 Year & Above				Total Female (5+6+7+8)
					In Milk	Dry	Not Calved Once		
1	2	3	4	5	6	7	8	9	10
Arunachal Pradesh	2	2	4	0	0	0	0	0	4
Bihar	1219	1148	2367	5711	3456	976	452	10595	12962
Chandigarh	0	11	11	1	1	0	0	2	13
Chhattisgarh	10	11	21	32	40	35	15	122	143
Daman & Diu	2	0	2	59	13	10	0	82	84
Delhi	0	0	0	0	0	0	0	0	0
Goa	5	17	22	1	8	1	0	10	32
Gujarat	2	2	4	7	4	1	3	15	19
Haryana	2756	1513	4269	9607	12107	5944	1470	29128	33397
Himachal Pradesh	181	199	380	242	360	292	129	1023	1403
Jharkhand	5	15	20	19	10	1	3	33	53
Karnataka	6202	6135	12337	11480	14344	8659	2352	36835	49172
Kerala	20	14	34	82	60	29	15	186	220
Madhya Pradesh	31365	23367	54732	96821	111994	68313	12144	289272	344004
Maharashtra	2222	2266	4488	4395	6344	2922	743	14404	18892
Nagaland	1	2	3	0	0	0	0	0	3
Punjab	112	39	151	285	344	101	30	760	911
Rajasthan	430	294	724	1322	1679	1053	244	4298	5022
Sikkim	0	0	0	1	0	0	0	1	1
Uttar Pradesh	142880	121476	264356	463711	509026	257354	54994	1285085	1549441
Uttarakhand	1434	1825	3259	3335	3987	3465	384	11171	14430
West Bengal	15	18	33	14	14	7	4	39	72
Total	188863	158354	347217	597125	663791	349163	72982	1683061	2030278

Table 209 - State-wise Details of Indigenous (graded) Goat by Age, Sex and Use (All)

Breed Name: Barbari Graded									
State/ Union Territory	Male			Female					Total Male + Female (4+9)
	Under 1 Year	1 Year & Above	Total Male (2+3)	Under 1 Year	1 Year & Above			Total Female (5+6+7+8)	
					In Milk	Dry	Not Calved Once		
1	2	3	4	5	6	7	8	9	10
Bihar	150	172	322	544	394	192	58	1188	1510
Chandigarh	1	0	1	1	1	0	0	2	3
Chhattisgarh	2970	3493	6463	4721	4270	4532	2318	15841	22304
Delhi	0	0	0	0	0	0	0	0	0
Goa	0	0	0	25	50	20	5	100	100
Gujarat	0	1	1	3	1	4	0	8	9
Haryana	2632	1576	4208	8426	10875	4934	1414	25649	29857
Himachal Pradesh	736	419	1155	1183	1402	705	223	3513	4668
Jharkhand	7	6	13	15	16	6	6	43	56
Karnataka	1757	1698	3455	5685	8329	5803	1166	20983	24438
Kerala	30	16	46	45	46	17	2	110	156
Madhya Pradesh	19602	14157	33759	73879	75988	48791	12157	210815	244574
Maharashtra	977	955	1932	4852	6451	4164	1230	16697	18629
Odisha	20	15	35	1	0	3	1	5	40
Punjab	268	78	346	514	686	298	50	1548	1894
Rajasthan	320	251	571	1175	1443	1073	213	3904	4475
Uttar Pradesh	237628	190988	428616	734918	708120	396515	78886	1918439	2347055
Uttarakhand	3466	4185	7651	6157	8332	6111	977	21577	29228
West Bengal	7	10	17	7	5	2	0	14	31
Total	270571	218020	488591	842151	826409	473170	98706	2240436	2729027

Table 210 - State-wise Details of Indigenous (pure) Goat by Age, Sex and Use (All)

Breed Name: Beetal									
State/ Union Territory	Male			Female					Total Male + Female (4+9)
	Under 1 Year	1 Year & Above	Total Male (2+3)	Under 1 Year	1 Year & Above			Total Female (5+6+7+8)	
					In Milk	Dry	Not Calved Once		
1	2	3	4	5	6	7	8	9	10
Assam	18	17	35	40	28	16	12	96	131
Bihar	2021	223	2244	3474	1813	863	1856	8006	10250
Chandigarh	1	2	3	0	0	0	0	0	3
Chhattisgarh	4	7	11	15	15	11	6	47	58
Haryana	3043	1753	4796	7971	9992	5511	1049	24523	29319
Himachal Pradesh	1571	1416	2987	2749	3094	2611	310	8764	11751
Jammu & Kashmir	1751	2122	3873	5869	7153	4752	532	18306	22179
Jharkhand	41140	46653	87793	45425	40845	29686	10496	126452	214245
Karnataka	2082	2659	4741	3643	4166	3005	1103	11917	16658
Kerala	356	290	646	777	836	282	53	1948	2594
Lakshadweep	22	21	43	61	54	47	54	216	259
Maharashtra	22	33	55	190	203	90	25	508	563
Odisha	12	30	42	21	24	32	6	83	125
Punjab	10262	6372	16634	26984	41892	18259	2713	89848	106482
Rajasthan	239	270	509	558	495	303	139	1495	2004
Telangana	4	9	13	6	53	3	5	67	80
Uttar Pradesh	12910	11591	24501	48488	45959	25228	5460	125135	149636
Uttarakhand	340	729	1069	1271	1276	1382	49	3978	5047
West Bengal	9	23	32	19	22	13	4	58	90
Total	75807	74220	150027	147561	157920	92094	23872	421447	571474

Table 211 - State-wise Details of Indigenous (graded) Goat by Age, Sex and Use (All)

Breed Name: Beetal Graded									
State/ Union Territory	Male			Female					Total Male + Female (4+9)
	Under 1 Year	1 Year & Above	Total Male (2+3)	Under 1 Year	1 Year & Above			Total Female (5+6+7+8)	
					In Milk	Dry	Not Calved Once		
1	2	3	4	5	6	7	8	9	10
Assam	10994	11597	22591	23671	18963	10490	3897	57021	79612
Bihar	77	63	140	572	395	194	63	1224	1364
Chandigarh	8	12	20	26	29	14	0	69	89
Chhattisgarh	959	1155	2114	1327	1377	1748	632	5084	7198
Haryana	3585	1581	5166	8747	11082	5729	1189	26747	31913
Himachal Pradesh	6214	4871	11085	10913	13471	8605	1743	34732	45817
Jammu & Kashmir	1239	1248	2487	4577	5475	4708	329	15089	17576
Jharkhand	25989	26892	52881	39784	32751	21878	5774	100187	153068
Karnataka	972	1007	1979	4336	4850	4796	961	14943	16922
Kerala	250	150	400	510	498	127	57	1192	1592
Odisha	13	14	27	4	2	2	1	9	36
Puducherry	0	1	1	0	0	0	0	0	1
Punjab	15027	8431	23458	41357	58131	29335	3897	132720	156178
Rajasthan	832	640	1472	1793	2417	1402	1015	6627	8099
Telangana	0	0	0	5	4	1	1	11	11
Uttar Pradesh	11955	10116	22071	47835	43378	22852	5431	119496	141567
Uttarakhand	164	150	314	584	745	433	115	1877	2191
West Bengal	19	11	30	8	5	9	0	22	52
Total	78297	67939	146236	186049	193573	112323	25105	517050	663286

Table 212 - State-wise Details of Indigenous (pure) Goat by Age, Sex and Use (All)

Breed Name: Berari									
State/ Union Territory	Male			Female					Total Male + Female (4+9)
	Under 1 Year	1 Year & Above	Total Male (2+3)	Under 1 Year	1 Year & Above			Total Female (5+6+7+8)	
					In Milk	Dry	Not Calved Once		
1	2	3	4	5	6	7	8	9	10
Chhattisgarh	2	0	2	2	2	2	0	6	8
Daman & Diu	8	0	8	0	0	0	0	0	8
Haryana	17	1	18	32	33	4	0	69	87
Kerala	0	0	0	7	3	4	3	17	17
Maharashtra	5154	4334	9488	15846	18035	15091	2816	51788	61276
Punjab	385	217	602	1353	1927	576	53	3909	4511
Rajasthan	0	0	0	5	6	3	1	15	15
Telangana	0	2	2	1	0	0	0	1	3
Uttar Pradesh	0	0	0	1	1	0	0	2	2
Total	5566	4554	10120	17247	20007	15680	2873	55807	65927

Table 213 - State-wise Details of Indigenous (graded) Goat by Age, Sex and Use (All)

Breed Name: Berari Graded									
State/ Union Territory	Male			Female				Total Male + Female (4+9)	
	Under 1 Year	1 Year & Above	Total Male (2+3)	Under 1 Year	1 Year & Above				Total Female (5+6+7+8)
					In Milk	Dry	Not Calved Once		
1	2	3	4	5	6	7	8	9	10
Gujarat	0	0	0	2	0	1	0	3	3
Haryana	1	1	2	5	6	3	0	14	16
Jharkhand	2	4	6	1	1	1	1	4	10
Kerala	2	4	6	10	7	3	0	20	26
Maharashtra	1114	953	2067	4354	4684	2826	1162	13026	15093
Punjab	349	149	498	933	1250	935	51	3169	3667
Rajasthan	2	2	4	10	14	15	2	41	45
Telangana	15	21	36	0	0	0	0	0	36
Total	1485	1134	2619	5315	5962	3784	1216	16277	18896

Table 214 - State-wise Details of Indigenous (pure) Goat by Age, Sex and Use (All)

Breed Name: Black Bengal									
State/ Union Territory	Male			Female				Total Male + Female (4+9)	
	Under 1 Year	1 Year & Above	Total Male (2+3)	Under 1 Year	1 Year & Above				Total Female (5+6+7+8)
					In Milk	Dry	Not Calved Once		
1	2	3	4	5	6	7	8	9	10
A&N Islands	499	374	873	1008	1029	1021	167	3225	4098
Arunachal Pradesh	74	64	138	75	111	30	17	233	371
Assam	43956	45974	89930	104667	83603	44976	16661	249907	339837
Bihar	434619	319044	753663	1342079	978198	680719	121304	3122300	3875963
Chhattisgarh	25	12	37	25	17	14	3	59	96
Daman & Diu	0	1	1	0	0	0	0	0	1
Haryana	0	3	3	2	4	4	4	14	17
Himachal Pradesh	8	8	16	30	14	18	2	64	80
Jharkhand	865918	939232	1805150	1495166	1325739	1020945	232107	4073957	5879107
Kerala	5	2	7	1	1	0	0	2	9
Manipur	249	135	384	716	545	245	324	1830	2214
Nagaland	5	5	10	7	0	0	0	7	17
Odisha	298966	406094	705060	413382	396571	365335	110923	1286211	1991271
Punjab	20	23	43	124	226	74	2	426	469
Sikkim	203	204	407	155	90	110	14	369	776
Tripura	24888	10899	35787	92947	66258	52466	13322	224993	260780
Uttar Pradesh	22080	13181	35261	72644	50147	31896	5506	160193	195454
West Bengal	2160645	2169710	4330355	3443455	2635113	1742886	575401	8396855	12727210
Total	3852160	3904965	7757125	6966483	5537666	3940739	1075757	17520645	25277770

Table 215 - State-wise Details of Indigenous (graded) Goat by Age, Sex and Use (All)

Breed Name: Black Bengal Graded									
State/ Union Territory	Male			Female					Total Male + Female (4+9)
	Under 1 Year	1 Year & Above	Total Male (2+3)	Under 1 Year	1 Year & Above			Total Female (5+6+7+8)	
					In Milk	Dry	Not Calved Once		
1	2	3	4	5	6	7	8	9	10
A&N Islands	375	548	923	411	574	504	93	1582	2505
Assam	11288	7526	18814	20623	16930	9552	3487	50592	69406
Bihar	152505	102393	254898	530286	400015	274126	49707	1254134	1509032
Chhattisgarh	1924	2115	4039	2485	2078	2995	701	8259	12298
Jharkhand	90545	99186	189731	152837	130491	122052	26344	431724	621455
Kerala	7	2	9	11	4	7	1	23	32
Manipur	33	35	68	34	21	7	4	66	134
Odisha	24227	25690	49917	39032	38576	26589	6470	110667	160584
Punjab	245	154	399	660	997	451	68	2176	2575
Sikkim	6	7	13	2	1	0	0	3	16
Tripura	862	488	1350	2038	1237	1168	376	4819	6169
Total	282017	238144	520161	748419	590924	437451	87251	1864045	2384206

Table 216 - State-wise Details of Indigenous (pure) Goat by Age, Sex and Use (All)

Breed Name: Changthangi									
State/ Union Territory	Male			Female					Total Male + Female (4+9)
	Under 1 Year	1 Year & Above	Total Male (2+3)	Under 1 Year	1 Year & Above			Total Female (5+6+7+8)	
					In Milk	Dry	Not Calved Once		
1	2	3	4	5	6	7	8	9	10
Chhattisgarh	5	13	18	0	0	0	0	0	18
Jammu & Kashmir	24282	51068	75350	44980	46018	24090	13411	128499	203849
Total	24287	51081	75368	44980	46018	24090	13411	128499	203867

Table 217 - State-wise Details of Indigenous (graded) Goat by Age, Sex and Use (All)

Breed Name: Changthangi Graded									
State/ Union Territory	Male			Female					Total Male + Female (4+9)
	Under 1 Year	1 Year & Above	Total Male (2+3)	Under 1 Year	1 Year & Above			Total Female (5+6+7+8)	
					In Milk	Dry	Not Calved Once		
1	2	3	4	5	6	7	8	9	10
Jammu & Kashmir	183	397	580	394	559	465	75	1493	2073

Table 218 - State-wise Details of Indigenous (pure) Goat by Age, Sex and Use (All)

Breed Name: Chegu									
State/ Union Territory	Male			Female					Total Male + Female (4+9)
	Under 1 Year	1 Year & Above	Total Male (2+3)	Under 1 Year	1 Year & Above			Total Female (5+6+7+8)	
					In Milk	Dry	Not Calved Once		
1	2	3	4	5	6	7	8	9	10
Himachal Pradesh	141	265	406	215	352	308	33	908	1314
Maharashtra	0	0	0	1	1	0	0	2	2
Total	141	265	406	216	353	308	33	910	1316

Table 219 - State-wise Details of Indigenous (graded) Goat by Age, Sex and Use (All)

Breed Name: Chegu Graded									
State/ Union Territory	Male			Female					Total Male + Female (4+9)
	Under 1 Year	1 Year & Above	Total Male (2+3)	Under 1 Year	1 Year & Above			Total Female (5+6+7+8)	
					In Milk	Dry	Not Calved Once		
1	2	3	4	5	6	7	8	9	10
Himachal Pradesh	137	226	363	162	197	206	112	677	1040

Table 220 - State-wise Details of Indigenous (pure) Goat by Age, Sex and Use (All)

Breed Name: Gaddi									
State/ Union Territory	Male			Female					Total Male + Female (4+9)
	Under 1 Year	1 Year & Above	Total Male (2+3)	Under 1 Year	1 Year & Above			Total Female (5+6+7+8)	
					In Milk	Dry	Not Calved Once		
1	2	3	4	5	6	7	8	9	10
Chhattisgarh	0	0	0	3	1	2	3	9	9
Himachal Pradesh	19430	30026	49456	31056	41105	65843	11574	149578	199034
Jammu & Kashmir	10699	13016	23715	19068	23897	20422	2424	65811	89526
Kerala	0	0	0	1	1	0	0	2	2
Punjab	362	38	400	261	201	143	13	618	1018
Uttar Pradesh	851	855	1706	4891	5466	1468	456	12281	13987
Uttarakhand	14220	22242	36462	30110	31319	39345	16500	117274	153736
Total	45562	66177	111739	85390	101990	127223	30970	345573	457312

Table 221 - State-wise Details of Indigenous (graded) Goat by Age, Sex and Use (All)

Breed Name: Gaddi Graded									
State/ Union Territory	Male			Female					Total Male + Female (4+9)
	Under 1 Year	1 Year & Above	Total Male (2+3)	Under 1 Year	1 Year & Above			Total Female (5+6+7+8)	
					In Milk	Dry	Not Calved Once		
1	2	3	4	5	6	7	8	9	10
Himachal Pradesh	16265	21778	38043	26911	34423	50064	12308	123706	161749
Jammu & Kashmir	4014	5985	9999	10301	13209	10850	3402	37762	47761
Punjab	11	12	23	98	98	49	2	247	270
Uttar Pradesh	1543	1846	3389	6675	6368	2357	1025	16425	19814
Uttarakhand	4273	5134	9407	8965	9611	18161	5375	42112	51519
Total	26106	34755	60861	52950	63709	81481	22112	220252	281113

Table 222 - State-wise Details of Indigenous (pure) Goat by Age, Sex and Use (All)

Breed Name: Ganjam									
State/ Union Territory	Male			Female					Total Male + Female (4+9)
	Under 1 Year	1 Year & Above	Total Male (2+3)	Under 1 Year	1 Year & Above			Total Female (5+6+7+8)	
					In Milk	Dry	Not Calved Once		
1	2	3	4	5	6	7	8	9	10
Chhattisgarh	7	9	16	7	4	6	0	17	33
Maharashtra	382	430	812	918	1466	858	172	3414	4226
Odisha	18447	18829	37276	36183	41305	35401	7928	120817	158093
Total	18836	19268	38104	37108	42775	36265	8100	124248	162352

Table 223 - State-wise Details of Indigenous (graded) Goat by Age, Sex and Use (All)

Breed Name: Ganjam Graded									
State/ Union Territory	Male			Female					Total Male + Female (4+9)
	Under 1 Year	1 Year & Above	Total Male (2+3)	Under 1 Year	1 Year & Above			Total Female (5+6+7+8)	
					In Milk	Dry	Not Calved Once		
1	2	3	4	5	6	7	8	9	10
Chhattisgarh	0	1	1	2	0	12	0	14	15
Kerala	1	0	1	4	5	1	0	10	11
Maharashtra	100	108	208	906	891	574	141	2512	2720
Odisha	6436	6208	12644	10429	11567	8574	3166	33736	46380
Total	6537	6317	12854	11341	12463	9161	3307	36272	49126

Table 224 - State-wise Details of Indigenous (pure) Goat by Age, Sex and Use (All)

Breed Name: Gohilwadi									
State/ Union Territory	Male			Female				Total Male + Female (4+9)	
	Under 1 Year	1 Year & Above	Total Male (2+3)	Under 1 Year	1 Year & Above				Total Female (5+6+7+8)
					In Milk	Dry	Not Calved Once		
1	2	3	4	5	6	7	8	9	10
D&N Haveli	34	2	36	11	4	0	0	15	51
Gujarat	6491	5508	11999	29553	60059	21692	5455	116759	128758
Total	6525	5510	12035	29564	60063	21692	5455	116774	128809

Table 225 - State-wise Details of Indigenous (graded) Goat by Age, Sex and Use (All)

Breed Name: Gohilwadi Graded									
State/ Union Territory	Male			Female				Total Male + Female (4+9)	
	Under 1 Year	1 Year & Above	Total Male (2+3)	Under 1 Year	1 Year & Above				Total Female (5+6+7+8)
					In Milk	Dry	Not Calved Once		
1	2	3	4	5	6	7	8	9	10
D&N Haveli	3	2	5	1	1	0	0	2	7
Gujarat	7558	5932	13490	36456	69122	33511	7058	146147	159637
Total	7561	5934	13495	36457	69123	33511	7058	146149	159644

Table 226 - State-wise Details of Indigenous (pure) Goat by Age, Sex and Use (All)

Breed Name: Jakhrana									
State/ Union Territory	Male			Female				Total Male + Female (4+9)	
	Under 1 Year	1 Year & Above	Total Male (2+3)	Under 1 Year	1 Year & Above				Total Female (5+6+7+8)
					In Milk	Dry	Not Calved Once		
1	2	3	4	5	6	7	8	9	10
Bihar	53	81	134	26	21	10	1	58	192
Chhattisgarh	2	4	6	2	2	3	6	13	19
Gujarat	0	0	0	0	2	1	0	3	3
Haryana	496	297	793	1856	2849	1000	271	5976	6769
Jharkhand	5427	5922	11349	8866	8452	6364	2527	26209	37558
Meghalaya	2	2	4	6	6	2	2	16	20
Rajasthan	14155	8998	23153	68587	89692	49635	13152	221066	244219
Uttar Pradesh	7	8	15	57	184	140	15	396	411
Total	20142	15312	35454	79400	101208	57155	15974	253737	289191

Table 227 - State-wise Details of Indigenous (graded) Goat by Age, Sex and Use (All)

Breed Name: Jakhrana Graded									
State/ Union Territory	Male			Female					Total Male + Female (4+9)
	Under 1 Year	1 Year & Above	Total Male (2+3)	Under 1 Year	1 Year & Above			Total Female (5+6+7+8)	
					In Milk	Dry	Not Calved Once		
1	2	3	4	5	6	7	8	9	10
Bihar	7	11	18	14	8	8	2	32	50
Chhattisgarh	0	0	0	1	2	0	1	4	4
Haryana	968	377	1345	2132	3205	1511	414	7262	8607
Jharkhand	1156	1272	2428	2401	1752	1523	228	5904	8332
Kerala	23	9	32	29	22	5	0	56	88
Rajasthan	22568	12274	34842	97630	130207	70544	15548	313929	348771
Uttar Pradesh	42	22	64	148	210	89	28	475	539
Total	24764	13965	38729	102355	135406	73680	16221	327662	366391

Table 228 - State-wise Details of Indigenous (pure) Goat by Age, Sex and Use (All)

Breed Name: Jamnapari									
State/ Union Territory	Male			Female					Total Male + Female (4+9)
	Under 1 Year	1 Year & Above	Total Male (2+3)	Under 1 Year	1 Year & Above			Total Female (5+6+7+8)	
					In Milk	Dry	Not Calved Once		
1	2	3	4	5	6	7	8	9	10
Andhra Pradesh	3	11	14	14	34	13	4	65	79
Assam	1177	1241	2418	2451	1943	1353	466	6213	8631
Bihar	16596	12448	29044	88870	64670	43221	9427	206188	235232
Chhattisgarh	4906	5945	10851	6365	5837	7009	2175	21386	32237
Gujarat	21	49	70	49	62	31	0	142	212
Haryana	244	207	451	654	937	448	60	2099	2550
Himachal Pradesh	193	286	479	332	449	393	27	1201	1680
Jharkhand	3830	6231	10061	5004	4932	2584	731	13251	23312
Karnataka	4086	4944	9030	12085	13001	9868	3318	38272	47302
Kerala	1343	721	2064	2971	2626	1026	180	6803	8867
Lakshadweep	146	172	318	426	374	295	263	1358	1676
Madhya Pradesh	22420	19030	41450	48636	59849	34043	7883	150411	191861
Maharashtra	3411	3354	6765	13854	18098	9545	1858	43355	50120
Odisha	2	2	4	4	5	1	0	10	14
Punjab	16	10	26	87	98	73	8	266	292
Rajasthan	10352	6816	17168	37795	46585	25930	5688	115998	133166
Sikkim	16	20	36	30	4	39	15	88	124
Tamil Nadu	249	260	509	1140	3454	1588	203	6385	6894
Telangana	5958	7038	12996	15991	18988	9005	3836	47820	60816
Uttar Pradesh	25092	20889	45981	88643	91074	45885	8494	234096	280077
Uttarakhand	546	728	1274	865	1016	1094	98	3073	4347
West Bengal	19101	19815	38916	20082	15675	10044	3742	49543	88459
Total	119708	110217	229925	346348	349711	203488	48476	948023	1177948

Table 229 - State-wise Details of Indigenous (graded) Goat by Age, Sex and Use (All)

Breed Name: Jamnapari Graded									
State/ Union Territory	Male			Female				Total Male + Female (4+9)	
	Under 1 Year	1 Year & Above	Total Male (2+3)	Under 1 Year	1 Year & Above				Total Female (5+6+7+8)
					In Milk	Dry	Not Calved Once		
1	2	3	4	5	6	7	8	9	10
Assam	57	70	127	647	392	466	10	1515	1642
Bihar	5072	4656	9728	29817	22165	18490	5363	75835	85563
Chandigarh	0	0	0	1	1	0	0	2	2
Chhattisgarh	13699	14644	28343	16797	15066	20558	8263	60684	89027
Delhi	1019	687	1706	1414	1659	614	233	3920	5626
Gujarat	16	22	38	15	9	10	0	34	72
Haryana	443	188	631	1219	1560	661	123	3563	4194
Himachal Pradesh	345	358	703	530	498	478	97	1603	2306
Jharkhand	1653	2769	4422	2592	2065	1080	183	5920	10342
Karnataka	6085	5140	11225	16279	23582	10075	1918	51854	63079
Kerala	1707	560	2267	3194	3501	1014	227	7936	10203
Madhya Pradesh	40398	25756	66154	106595	112653	73298	15910	308456	374610
Maharashtra	856	811	1667	2735	3282	1905	492	8414	10081
Odisha	3	7	10	6	8	8	3	25	35
Puducherry	5	3	8	5	5	4	2	16	24
Punjab	57	20	77	165	189	98	3	455	532
Rajasthan	15441	8818	24259	45032	62567	35607	8547	151753	176012
Sikkim	7	12	19	5	4	8	1	18	37
Tamil Nadu	245	125	370	571	741	395	48	1755	2125
Telangana	3072	3266	6338	6166	7492	3909	1920	19487	25825
Uttar Pradesh	46280	33121	79401	146892	144530	83702	19474	394598	473999
Uttarakhand	792	821	1613	1484	1618	1179	313	4594	6207
West Bengal	7714	9578	17292	8131	6117	3584	1350	19182	36474
Total	144966	111432	256398	390292	409704	257143	64480	1121619	1378017

Table 230 - State-wise Details of Indigenous (pure) Goat by Age, Sex and Use (All)

Breed Name: Kannaiadu									
State/ Union Territory	Male			Female				Total Male + Female (4+9)	
	Under 1 Year	1 Year & Above	Total Male (2+3)	Under 1 Year	1 Year & Above				Total Female (5+6+7+8)
					In Milk	Dry	Not Calved Once		
1	2	3	4	5	6	7	8	9	10
Kerala	7	1	8	11	8	3	0	22	30
Puducherry	2	1	3	7	8	1	0	16	19
Tamil Nadu	140404	147184	287588	358570	379595	199312	47860	985337	1272925
Total	140413	147186	287599	358588	379611	199316	47860	985375	1272974

Table 231 - State-wise Details of Indigenous (graded) Goat by Age, Sex and Use (All)

Breed Name: Kannaiadu Graded									
State/ Union Territory	Male			Female					Total Male + Female (4+9)
	Under 1 Year	1 Year & Above	Total Male (2+3)	Under 1 Year	1 Year & Above			Total Female (5+6+7+8)	
					In Milk	Dry	Not Calved Once		
1	2	3	4	5	6	7	8	9	10
Kerala	5	4	9	20	17	4	1	42	51
Puducherry	8	7	15	29	21	8	8	66	81
Tamil Nadu	20174	18186	38360	51518	53028	23179	6396	134121	172481
Total	20187	18197	38384	51567	53067	23191	6405	134230	172614

Table 232 - State-wise Details of Indigenous (pure) Goat by Age, Sex and Use (All)

Breed Name: Kodi Adu									
State/ Union Territory	Male			Female					Total Male + Female (4+9)
	Under 1 Year	1 Year & Above	Total Male (2+3)	Under 1 Year	1 Year & Above			Total Female (5+6+7+8)	
					In Milk	Dry	Not Calved Once		
1	2	3	4	5	6	7	8	9	10
Puducherry	30	24	54	75	73	44	15	207	261
Tamil Nadu	36441	39737	76178	99624	105321	55535	16317	276797	352975
Total	36471	39761	76232	99699	105394	55579	16332	277004	353236

Table 233 - State-wise Details of Indigenous (graded) Goat by Age, Sex and Use (All)

Breed Name: Kodi Adu Graded									
State/ Union Territory	Male			Female					Total Male + Female (4+9)
	Under 1 Year	1 Year & Above	Total Male (2+3)	Under 1 Year	1 Year & Above			Total Female (5+6+7+8)	
					In Milk	Dry	Not Calved Once		
1	2	3	4	5	6	7	8	9	10
Puducherry	57	38	95	149	132	91	27	399	494
Tamil Nadu	4595	4592	9187	15650	12858	6559	1940	37007	46194
Total	4652	4630	9282	15799	12990	6650	1967	37406	46688

Table 234 - State-wise Details of Indigenous (pure) Goat by Age, Sex and Use (All)

Breed Name: Konkan Kanyal									
State/ Union Territory	Male			Female					Total Male + Female (4+9)
	Under 1 Year	1 Year & Above	Total Male (2+3)	Under 1 Year	1 Year & Above			Total Female (5+6+7+8)	
					In Milk	Dry	Not Calved Once		
1	2	3	4	5	6	7	8	9	10
Goa	19	12	31	53	13	10	2	78	109
Maharashtra	746	871	1617	2282	2939	1963	718	7902	9519
Total	765	883	1648	2335	2952	1973	720	7980	9628

Table 235 - State-wise Details of Indigenous (graded) Goat by Age, Sex and Use (All)

Breed Name: Konkan Kanyal Graded									
State/ Union Territory	Male			Female				Total Male + Female (4+9)	
	Under 1 Year	1 Year & Above	Total Male (2+3)	Under 1 Year	1 Year & Above				Total Female (5+6+7+8)
					In Milk	Dry	Not Calved Once		
1	2	3	4	5	6	7	8	9	10
Maharashtra	644	704	1348	1576	2492	1102	746	5916	7264

Table 236 - State-wise Details of Indigenous (pure) Goat by Age, Sex and Use (All)

Breed Name: Kutchi									
State/ Union Territory	Male			Female				Total Male + Female (4+9)	
	Under 1 Year	1 Year & Above	Total Male (2+3)	Under 1 Year	1 Year & Above				Total Female (5+6+7+8)
					In Milk	Dry	Not Calved Once		
1	2	3	4	5	6	7	8	9	10
Chhattisgarh	1	2	3	3	2	2	0	7	10
Gujarat	33644	24682	58326	91126	164410	110320	17344	383200	441526
Kerala	1	0	1	4	3	3	0	10	11
Total	33646	24684	58330	91133	164415	110325	17344	383217	441547

Table 237 - State-wise Details of Indigenous (graded) Goat by Age, Sex and Use (All)

Breed Name: Kutchi Graded									
State/ Union Territory	Male			Female				Total Male + Female (4+9)	
	Under 1 Year	1 Year & Above	Total Male (2+3)	Under 1 Year	1 Year & Above				Total Female (5+6+7+8)
					In Milk	Dry	Not Calved Once		
1	2	3	4	5	6	7	8	9	10
Gujarat	11202	5999	17201	31459	51671	38666	3988	125784	142985
Kerala	1	0	1	1	1	3	0	5	6
Total	11203	5999	17202	31460	51672	38669	3988	125789	142991

Table 238 - State-wise Details of Indigenous (pure) Goat by Age, Sex and Use (All)

Breed Name: Malabari									
State/ Union Territory	Male			Female				Total Male + Female (4+9)	
	Under 1 Year	1 Year & Above	Total Male (2+3)	Under 1 Year	1 Year & Above				Total Female (5+6+7+8)
					In Milk	Dry	Not Calved Once		
1	2	3	4	5	6	7	8	9	10
A&N Islands	63	55	118	106	94	123	28	351	469
Gujarat	0	0	0	3	3	1	0	7	7
Karnataka	4629	5188	9817	7701	10067	6775	2323	26866	36683
Kerala	100143	29011	129154	257005	225490	77343	16309	576147	705301
Lakshadweep	3805	4836	8641	11494	10195	6189	2466	30344	38985
Rajasthan	0	0	0	1	1	0	0	2	2
Uttar Pradesh	0	0	0	2	0	1	0	3	3
West Bengal	1	3	4	0	0	0	0	0	4
Total	108641	39093	147734	276312	245850	90432	21126	633720	781454

Table 239 - State-wise Details of Indigenous (graded) Goat by Age, Sex and Use (All)

Breed Name: Malabari Graded									
State/ Union Territory	Male			Female					Total Male + Female (4+9)
	Under 1 Year	1 Year & Above	Total Male (2+3)	Under 1 Year	1 Year & Above			Total Female (5+6+7+8)	
					In Milk	Dry	Not Calved Once		
1	2	3	4	5	6	7	8	9	10
A&N Islands	136	186	322	158	206	85	32	481	803
Chhattisgarh	0	2	2	5	5	0	0	10	12
Gujarat	0	1	1	6	7	3	0	16	17
Karnataka	1042	1202	2244	1858	2241	1705	351	6155	8399
Kerala	50051	11076	61127	114344	99039	31084	6917	251384	312511
Lakshadweep	87	93	180	385	282	163	93	923	1103
Odisha	0	0	0	0	0	6	0	6	6
Total	51316	12560	63876	116756	101780	33046	7393	258975	322851

Table 240 - State-wise Details of Indigenous (pure) Goat by Age, Sex and Use (All)

Breed Name: Marwari									
State/ Union Territory	Male			Female					Total Male + Female (4+9)
	Under 1 Year	1 Year & Above	Total Male (2+3)	Under 1 Year	1 Year & Above			Total Female (5+6+7+8)	
					In Milk	Dry	Not Calved Once		
1	2	3	4	5	6	7	8	9	10
Chhattisgarh	0	1	1	0	0	0	0	0	1
Daman & Diu	15	1	16	0	0	0	0	0	16
Gujarat	66	136	202	836	3305	272	61	4474	4676
Jharkhand	258	371	629	273	500	475	118	1366	1995
Kerala	0	1	1	0	0	0	0	0	1
Madhya Pradesh	198	95	293	659	757	687	238	2341	2634
Maharashtra	1	1	2	7	7	2	1	17	19
Punjab	54	29	83	157	233	88	3	481	564
Rajasthan	250855	114736	365591	848498	1156157	705117	114665	2824437	3190028
Uttar Pradesh	660	670	1330	3028	3249	1921	471	8669	9999
Total	252107	116041	368148	853458	1164208	708562	115557	2841785	3209933

Table 241 - State-wise Details of Indigenous (graded) Goat by Age, Sex and Use (All)

Breed Name : Marwari Graded									
State/ Union Territory	Male			Female				Total Male + Female (4+9)	
	Under 1 Year	1 Year & Above	Total Male (2+3)	Under 1 Year	1 Year & Above				Total Female (5+6+7+8)
					In Milk	Dry	Not Calved Once		
1	2	3	4	5	6	7	8	9	10
Chhattisgarh	3	3	6	1	1	0	0	2	8
Gujarat	57	48	105	448	967	267	3	1685	1790
Jharkhand	148	147	295	214	214	144	43	615	910
Kerala	1	0	1	2	3	1	0	6	7
Madhya Pradesh	163	109	272	364	378	440	50	1232	1504
Puducherry	0	0	0	2	5	3	0	10	10
Punjab	33	7	40	134	137	61	4	336	376
Rajasthan	146248	71718	217966	476067	675870	362540	79474	1593951	1811917
Uttar Pradesh	1464	979	2443	4840	4767	2520	751	12878	15321
Total	148117	73011	221128	482072	682342	365976	80325	1610715	1831843

Table 242 - State-wise Details of Indigenous (pure) Goat by Age, Sex and Use (All)

Breed Name: Mehsana									
State/ Union Territory	Male			Female				Total Male + Female (4+9)	
	Under 1 Year	1 Year & Above	Total Male (2+3)	Under 1 Year	1 Year & Above				Total Female (5+6+7+8)
					In Milk	Dry	Not Calved Once		
1	2	3	4	5	6	7	8	9	10
Chhattisgarh	1	2	3	0	0	3	0	3	6
D&N Haveli	39	9	48	24	31	10	0	65	113
Gujarat	20593	16613	37206	60374	104059	50427	8471	223331	260537
Jharkhand	20	68	88	23	42	19	6	90	178
Kerala	0	0	0	1	1	0	0	2	2
Uttar Pradesh	12	14	26	43	89	43	2	177	203
Total	20665	16706	37371	60465	104222	50502	8479	223668	261039

Table 243 - State-wise Details of Indigenous (graded) Goat by Age, Sex and Use (All)

Breed Name: Mehsana Graded									
State/ Union Territory	Male			Female				Total Male + Female (4+9)	
	Under 1 Year	1 Year & Above	Total Male (2+3)	Under 1 Year	1 Year & Above				Total Female (5+6+7+8)
					In Milk	Dry	Not Calved Once		
1	2	3	4	5	6	7	8	9	10
Gujarat	12259	7813	20072	36269	64449	33932	6301	140951	161023
Jharkhand	36	56	92	51	52	48	0	151	243
Kerala	1	0	1	3	1	0	0	4	5
Uttar Pradesh	17	12	29	61	70	24	15	170	199
Total	12313	7881	20194	36384	64572	34004	6316	141276	161470

Table 244 - State-wise Details of Indigenous (pure) Goat by Age, Sex and Use (All)

Breed Name: Osmanabadi									
State/ Union Territory	Male			Female				Total Male + Female (4+9)	
	Under 1 Year	1 Year & Above	Total Male (2+3)	Under 1 Year	1 Year & Above				Total Female (5+6+7+8)
					In Milk	Dry	Not Calved Once		
1	2	3	4	5	6	7	8	9	10
Andhra Pradesh	26157	32845	59002	72356	83901	49927	16020	222204	281206
Chhattisgarh	4	18	22	8	8	12	10	38	60
Goa	0	8	8	0	0	27	0	27	35
Karnataka	33986	20894	54880	120904	142849	79741	15409	358903	413783
Kerala	2	0	2	1	2	1	0	4	6
Maharashtra	105872	47809	153681	456171	596136	283333	34749	1370389	1524070
Telangana	14096	13973	28069	40109	58621	32140	13293	144163	172232
Total	180117	115547	295664	689549	881517	445181	79481	2095728	2391392

Table 245 - State-wise Details of Indigenous (graded) Goat by Age, Sex and Use (All)

Breed Name: Osmanabadi Graded									
State/ Union Territory	Male			Female				Total Male + Female (4+9)	
	Under 1 Year	1 Year & Above	Total Male (2+3)	Under 1 Year	1 Year & Above				Total Female (5+6+7+8)
					In Milk	Dry	Not Calved Once		
1	2	3	4	5	6	7	8	9	10
Andhra Pradesh	15279	16556	31835	45021	58033	31392	11946	146392	178227
Chhattisgarh	0	1	1	0	0	0	0	0	1
Karnataka	50758	35922	86680	145424	168210	98814	27166	439614	526294
Kerala	1	1	2	0	1	1	0	2	4
Maharashtra	25822	12108	37930	115296	145829	71256	10978	343359	381289
Telangana	11069	9037	20106	32238	39713	18923	8884	99758	119864
Total	102929	73625	176554	337979	411786	220386	58974	1029125	1205679

Table 246 - State-wise Details of Indigenous (pure) Goat by Age, Sex and Use (All)

Breed Name: Pantja									
State/ Union Territory	Male			Female				Total Male + Female (4+9)	
	Under 1 Year	1 Year & Above	Total Male (2+3)	Under 1 Year	1 Year & Above				Total Female (5+6+7+8)
					In Milk	Dry	Not Calved Once		
1	2	3	4	5	6	7	8	9	10
Uttarakhand	2440	2229	4669	5307	4869	3649	1082	14907	19576

Table 247 - State-wise Details of Indigenous (graded) Goat by Age, Sex and Use (All)

Breed Name: Pantja Graded									
State/ Union Territory	Male			Female				Total Male + Female (4+9)	
	Under 1 Year	1 Year & Above	Total Male (2+3)	Under 1 Year	1 Year & Above				Total Female (5+6+7+8)
					In Milk	Dry	Not Calved Once		
1	2	3	4	5	6	7	8	9	10
Uttarakhand	1299	1678	2977	2415	2874	692	194	6175	9152

Table 248 - State-wise Details of Indigenous (pure) Goat by Age, Sex and Use (All)

Breed Name: Salem Black									
State/ Union Territory	Male			Female				Total Male + Female (4+9)	
	Under 1 Year	1 Year & Above	Total Male (2+3)	Under 1 Year	1 Year & Above				Total Female (5+6+7+8)
					In Milk	Dry	Not Calved Once		
1	2	3	4	5	6	7	8	9	10
Goa	0	0	0	0	0	2	0	2	2
Puducherry	0	1	1	0	0	0	0	0	1
Tamil Nadu	51079	43760	94839	114525	103154	75468	17611	310758	405597
Total	51079	43761	94840	114525	103154	75470	17611	310760	405600

Table 249 - State-wise Details of Indigenous (graded) Goat by Age, Sex and Use (All)

Breed Name: Salem Black Graded									
State/ Union Territory	Male			Female				Total Male + Female (4+9)	
	Under 1 Year	1 Year & Above	Total Male (2+3)	Under 1 Year	1 Year & Above				Total Female (5+6+7+8)
					In Milk	Dry	Not Calved Once		
1	2	3	4	5	6	7	8	9	10
Puducherry	11	3	14	38	42	3	10	93	107
Tamil Nadu	10204	7521	17725	24372	19761	20214	4213	68560	86285
Total	10215	7524	17739	24410	19803	20217	4223	68653	86392

Table 250 - State-wise Details of Indigenous (pure) Goat by Age, Sex and Use (All)

Breed Name: Sanganeri									
State/ Union Territory	Male			Female				Total Male + Female (4+9)	
	Under 1 Year	1 Year & Above	Total Male (2+3)	Under 1 Year	1 Year & Above				Total Female (5+6+7+8)
					In Milk	Dry	Not Calved Once		
1	2	3	4	5	6	7	8	9	10
Maharashtra	6255	3334	9589	35158	56065	24127	2391	117741	127330
Sikkim	1	2	3	5	4	0	1	10	13
Total	6256	3336	9592	35163	56069	24127	2392	117751	127343

Table 251 - State-wise Details of Indigenous (graded) Goat by Age, Sex and Use (All)

Breed Name: Sanganeri Graded									
State/ Union Territory	Male			Female				Total Male + Female (4+9)	
	Under 1 Year	1 Year & Above	Total Male (2+3)	Under 1 Year	1 Year & Above				Total Female (5+6+7+8)
					In Milk	Dry	Not Calved Once		
1	2	3	4	5	6	7	8	9	10
Maharashtra	2004	487	2491	11252	15705	5282	1018	33257	35748

Table 252 - State-wise Details of Indigenous (pure) Goat by Age, Sex and Use (All)

Breed Name: Sirohi									
State/ Union Territory	Male			Female					Total Male + Female (4+9)
	Under 1 Year	1 Year & Above	Total Male (2+3)	Under 1 Year	1 Year & Above			Total Female (5+6+7+8)	
					In Milk	Dry	Not Calved Once		
1	2	3	4	5	6	7	8	9	10
Arunachal Pradesh	12	13	25	23	16	1	0	40	65
Assam	1151	1276	2427	3046	2289	2228	178	7741	10168
Bihar	42	48	90	162	125	99	19	405	495
Chhattisgarh	747	850	1597	1100	1168	968	258	3494	5091
Gujarat	16	18	34	51	44	38	22	155	189
Himachal Pradesh	332	415	747	459	531	409	279	1678	2425
Jharkhand	2635	3112	5747	1658	1637	913	268	4476	10223
Karnataka	865	1074	1939	3240	3922	1685	376	9223	11162
Kerala	134	95	229	272	235	116	17	640	869
Madhya Pradesh	7535	5060	12595	13916	16833	9529	2607	42885	55480
Maharashtra	2486	3315	5801	4751	8816	3161	675	17403	23204
Meghalaya	1	3	4	5	7	4	5	21	25
Odisha	21	17	38	21	9	12	6	48	86
Rajasthan	71334	37847	109181	183594	239636	129894	26165	579289	688470
Telangana	2	13	15	25	91	6	0	122	137
Uttar Pradesh	1228	750	1978	2510	2399	1136	350	6395	8373
Uttarakhand	47	40	87	37	49	51	0	137	224
West Bengal	17	17	34	1	1	0	0	2	36
Total	88605	53963	142568	214871	277808	150250	31225	674154	816722

Table 253 - State-wise Details of Indigenous (graded) Goat by Age, Sex and Use (All)

Breed Name: Sirohi Graded									
State/ Union Territory	Male			Female					Total Male + Female (4+9)
	Under 1 Year	1 Year & Above	Total Male (2+3)	Under 1 Year	1 Year & Above			Total Female (5+6+7+8)	
					In Milk	Dry	Not Calved Once		
1	2	3	4	5	6	7	8	9	10
Assam	91	147	238	1206	513	61	12	1792	2030
Bihar	15	10	25	116	65	37	5	223	248
Chhattisgarh	1157	1242	2399	1739	1490	1709	880	5818	8217
Gujarat	18	25	43	318	307	176	0	801	844
Himachal Pradesh	545	527	1072	791	700	888	268	2647	3719
Jharkhand	515	725	1240	685	749	403	153	1990	3230
Karnataka	915	838	1753	2224	3508	954	235	6921	8674
Kerala	141	62	203	258	262	102	3	625	828
Lakshadweep	4	13	17	40	27	12	14	93	110
Madhya Pradesh	11481	5213	16694	24940	28045	17170	3168	73323	90017
Maharashtra	1093	1186	2279	1549	2128	1235	478	5390	7669
Odisha	0	4	4	6	7	0	4	17	21
Punjab	0	0	0	1	1	0	0	2	2
Rajasthan	96992	46111	143103	270998	347258	199702	46908	864866	1007969
Uttarakhand	153	185	338	333	314	185	644	1476	1814
West Bengal	2	0	2	0	0	0	0	0	2
Total	113122	56288	169410	305204	385374	222634	52772	965984	1135394

Table 254 - State-wise Details of Indigenous (pure) Goat by Age, Sex and Use (All)

Breed Name: Sumi- Ne									
State/ Union Territory	Male			Female				Total Male + Female (4+9)	
	Under 1 Year	1 Year & Above	Total Male (2+3)	Under 1 Year	1 Year & Above				Total Female (5+6+7+8)
					In Milk	Dry	Not Calved Once		
1	2	3	4	5	6	7	8	9	10
Nagaland	257	353	610	309	199	163	151	822	1432

Table 255 - State-wise Details of Indigenous (graded) Goat by Age, Sex and Use (All)

Breed Name: Sumi- Ne Graded									
State/ Union Territory	Male			Female				Total Male + Female (4+9)	
	Under 1 Year	1 Year & Above	Total Male (2+3)	Under 1 Year	1 Year & Above				Total Female (5+6+7+8)
					In Milk	Dry	Not Calved Once		
1	2	3	4	5	6	7	8	9	10
Nagaland	17	17	34	18	10	15	0	43	77

Table 256 - State-wise Details of Indigenous (pure) Goat by Age, Sex and Use (All)

Breed Name: Surti									
State/ Union Territory	Male			Female				Total Male + Female (4+9)	
	Under 1 Year	1 Year & Above	Total Male (2+3)	Under 1 Year	1 Year & Above				Total Female (5+6+7+8)
					In Milk	Dry	Not Calved Once		
1	2	3	4	5	6	7	8	9	10
Chhattisgarh	1	0	1	1	1	5	0	7	8
D&N Haveli	2	4	6	9	12	14	0	35	41
Gujarat	13877	11568	25445	35814	46361	26539	3571	112285	137730
Kerala	4	0	4	0	0	0	0	0	4
Maharashtra	1621	1978	3599	7941	11251	6611	872	26675	30274
Telangana	2	6	8	0	0	0	0	0	8
Total	15507	13556	29063	43765	57625	33169	4443	139002	168065

Table 257 - State-wise Details of Indigenous (graded) Goat by Age, Sex and Use (All)

Breed Name: Surti Graded									
State/ Union Territory	Male			Female				Total Male + Female (4+9)	
	Under 1 Year	1 Year & Above	Total Male (2+3)	Under 1 Year	1 Year & Above				Total Female (5+6+7+8)
					In Milk	Dry	Not Calved Once		
1	2	3	4	5	6	7	8	9	10
Chhattisgarh	0	1	1	0	1	6	0	7	8
Gujarat	5344	5195	10539	13952	20033	9424	2277	45686	56225
Kerala	0	0	0	0	1	0	0	1	1
Maharashtra	558	408	966	1771	2536	1073	547	5927	6893
West Bengal	0	0	0	1	1	0	0	2	2
Total	5902	5604	11506	15724	22572	10503	2824	51623	63129

Table 258 - State-wise Details of Indigenous (pure) Goat by Age, Sex and Use (All)

Breed Name: Teressa									
State/ Union Territory	Male			Female					Total Male + Female (4+9)
	Under 1 Year	1 Year & Above	Total Male (2+3)	Under 1 Year	1 Year & Above			Total Female (5+6+7+8)	
					In Milk	Dry	Not Calved Once		
1	2	3	4	5	6	7	8	9	10
A&N Islands	211	114	325	239	192	92	26	549	874
Telangana	0	0	0	6	8	0	0	14	14
Total	211	114	325	245	200	92	26	563	888

Table 259 - State-wise Details of Indigenous (graded) Goat by Age, Sex and Use (All)

Breed Name: Teressa Graded									
State/ Union Territory	Male			Female					Total Male + Female (4+9)
	Under 1 Year	1 Year & Above	Total Male (2+3)	Under 1 Year	1 Year & Above			Total Female (5+6+7+8)	
					In Milk	Dry	Not Calved Once		
1	2	3	4	5	6	7	8	9	10
A&N Islands	521	326	847	654	679	249	43	1625	2472
Chhattisgarh	0	0	0	0	0	2	0	2	2
Total	521	326	847	654	679	251	43	1627	2474

Table 260 - State-wise Details of Indigenous (pure) Goat by Age, Sex and Use (All)

Breed Name: Zalawadi									
State/ Union Territory	Male			Female					Total Male + Female (4+9)
	Under 1 Year	1 Year & Above	Total Male (2+3)	Under 1 Year	1 Year & Above			Total Female (5+6+7+8)	
					In Milk	Dry	Not Calved Once		
1	2	3	4	5	6	7	8	9	10
Gujarat	10155	7270	17425	40982	80216	38464	6129	165791	183216
Kerala	0	1	1	0	0	0	0	0	1
Total	10155	7271	17426	40982	80216	38464	6129	165791	183217

Table 261 - State-wise Details of Indigenous (graded) Goat by Age, Sex and Use (All)

Breed Name: Zalawadi Graded									
State/ Union Territory	Male			Female					Total Male + Female (4+9)
	Under 1 Year	1 Year & Above	Total Male (2+3)	Under 1 Year	1 Year & Above			Total Female (5+6+7+8)	
					In Milk	Dry	Not Calved Once		
1	2	3	4	5	6	7	8	9	10
Gujarat	14080	9726	23806	50177	101422	41984	7844	201427	225233

Table 262 - State-wise Details of Indigenous (non-descript) Goat by Age, Sex And Use (All)

Breed Name: Non-Descript									
State/ Union Territory	Male			Female				Total Male + Female (4+9)	
	Under 1 Year	1 Year & Above	Total Male (2+3)	Under 1 Year	1 Year & Above				Total Female (5+6+7+8)
					In Milk	Dry	Not Calved Once		
1	2	3	4	5	6	7	8	9	10
A&N Islands	9254	8539	17793	12447	11653	9771	1876	35747	53540
Andhra Pradesh	547380	571676	1119056	1175290	1470901	915891	381483	3943565	5062621
Arunachal Pradesh	35397	33828	69225	36063	22204	19646	12162	90075	159300
Assam	564113	521095	1085208	1149806	901679	514988	152035	2718508	3803716
Bihar	717944	520986	1238930	2539982	1809993	1271426	228024	5849425	7088355
Chandigarh	109	98	207	185	365	119	12	681	888
Chhattisgarh	565333	633030	1198363	738517	745153	861248	285410	2630328	3828691
D&N Haveli	2035	297	2332	3594	814	238	358	5004	7336
Daman & Diu	150	117	267	129	199	179	83	590	857
Delhi	4096	6057	10153	4089	5706	2441	2455	14691	24844
Goa	1371	1676	3047	1762	2068	1773	518	6121	9168
Gujarat	276820	206211	483031	743287	1009000	608276	119439	2480002	2963033
Haryana	17091	10016	27107	49339	67508	35880	8068	160795	187902
Himachal Pradesh	80955	101215	182170	122373	139993	190292	36599	489257	671427
Jammu & Kashmir	112356	153820	266176	287278	408797	318707	66296	1081078	1347254
Jharkhand	341834	381404	723238	515566	460897	368724	88431	1433618	2156856
Karnataka	542511	517284	1059795	1204163	1438783	1020676	223409	3887031	4946826
Kerala	39404	12237	51641	102918	92308	30161	7642	233029	284670
Lakshadweep	121	174	295	317	231	139	73	760	1055
Madhya Pradesh	1040925	788951	1829876	2550769	2767441	2187718	424036	7929964	9759840
Maharashtra	720071	410874	1130945	2284746	2804200	1802798	247313	7139057	8270002
Manipur	5546	9369	14915	7659	6133	4008	3634	21434	36349
Meghalaya	67950	74317	142267	81411	69325	57210	47245	255191	397458
Mizoram	2768	3113	5881	2427	2622	2357	1533	8939	14820
Nagaland	6499	6768	13267	5923	4842	2840	3193	16798	30065
Odisha	633649	721594	1355243	876123	872859	747765	184771	2681518	4036761
Puducherry	5181	5189	10370	22568	25828	9069	4786	62251	72621
Punjab	6042	4855	10897	18764	24653	12421	1473	57311	68208
Rajasthan	1100308	573118	1673426	3497532	4554375	2959260	535396	11546563	13219989
Sikkim	19769	30682	50451	14243	12506	9095	3228	39072	89523
Tamil Nadu	854781	773971	1628752	2198595	2190260	1203597	322066	5914518	7543270
Telangana	485912	450280	936192	1133372	1357483	752914	375682	3619451	4555643
Tripura	9461	5170	14631	32244	23864	17419	5097	78624	93255
Uttar Pradesh	922759	694885	1617644	2892322	2614619	1815795	333565	7656301	9273945
Uttarakhand	123032	152880	275912	238570	248255	252067	59696	798588	1074500
West Bengal	569855	623186	1193041	935844	705350	448963	143710	2233867	3426908
Total	10432782	9008962	19441744	25480217	26872867	18455871	4310797	75119752	94561496

Annexure – V

State-wise details of Exotic/Crossbred and Indigenous Pigs by age, sex and use Breed Report



Table 263 - State-wise Details of Exotic Pig by Age and Sex (All)

Breed Name : Australian large Black							
State/ Union Territory	Male			Female			Total Pig (Male + Female) (4+7)
	Under 6 Months	6 Months & Above	Total Male (2+3)	Under 6 Months	6 Months & Above	Total Female (5+6)	
1	2	3	4	5	6	7	8
A&N Islands	0	9	9	0	19	19	28
Andhra Pradesh	5	9	14	16	37	53	67
Assam	1012	1286	2298	485	474	959	3257
Bihar	41	44	85	239	207	446	531
Chhattisgarh	2	2	4	0	1	1	5
Haryana	2668	2811	5479	4016	4659	8675	14154
Jammu & Kashmir	1	2	3	6	5	11	14
Jharkhand	98	126	224	97	87	184	408
Kerala	1	0	1	13	18	31	32
Madhya Pradesh	0	0	0	5	13	18	18
Maharashtra	21	29	50	21	31	52	102
Manipur	1	3	4	0	6	6	10
Mizoram	8	3	11	2	0	2	13
Nagaland	0	2	2	0	3	3	5
Odisha	5	14	19	42	55	97	116
Rajasthan	82	73	155	119	177	296	451
Sikkim	2	8	10	4	3	7	17
Tamil Nadu	209	254	463	215	259	474	937
Telangana	77	121	198	372	531	903	1101
Tripura	268	222	490	195	178	373	863
Uttar Pradesh	799	638	1437	1567	1763	3330	4767
Uttarakhand	3	2	5	20	14	34	39
West Bengal	96	41	137	55	32	87	224
Total	5399	5699	11098	7489	8572	16061	27159

Table 264 - State-wise Details of Exotic Pig by Age and Sex (All)

Breed Name : Duroc							
State/ Union Territory	Male			Female			Total Pig (Male + Female) (4+7)
	Under 6 Months	6 Months & Above	Total Male (2+3)	Under 6 Months	6 Months & Above	Total Female (5+6)	
1	2	3	4	5	6	7	8
A&N Islands	4	0	4	4	0	4	8
Andhra Pradesh	5	7	12	29	152	181	193
Arunachal Pradesh	1	2	3	7	4	11	14
Assam	11	877	888	6	28	34	922
Bihar	15	9	24	115	118	233	257
Chhattisgarh	1	2	3	4	5	9	12
Goa	0	6	6	0	0	0	6
Haryana	99	30	129	250	146	396	525
Jammu & Kashmir	0	0	0	1	1	2	2
Jharkhand	24	16	40	17	20	37	77
Karnataka	1141	1183	2324	3648	5758	9406	11730
Kerala	429	332	761	798	657	1455	2216
Madhya Pradesh	0	0	0	1	1	2	2
Maharashtra	27	24	51	36	26	62	113
Manipur	0	0	0	0	2	2	2
Meghalaya	12	9	21	4	4	8	29
Mizoram	31	31	62	13	7	20	82
Odisha	0	0	0	1	0	1	1
Rajasthan	19	21	40	65	78	143	183
Sikkim	3	7	10	0	0	0	10
Tamil Nadu	295	254	549	450	386	836	1385
Telangana	18	21	39	41	51	92	131
Tripura	48	59	107	22	19	41	148
Uttar Pradesh	294	323	617	818	837	1655	2272
Uttarakhand	0	0	0	2	3	5	5
West Bengal	10	4	14	14	36	50	64
Total	2487	3217	5704	6346	8339	14685	20389

Table 265 - State-wise Details of Exotic Pig by Age and Sex (All)

Breed Name : Hampshire							
State/ Union Territory	Male			Female			Total Pig (Male + Female) (4+7)
	Under 6 Months	6 Months & Above	Total Male (2+3)	Under 6 Months	6 Months & Above	Total Female (5+6)	
1	2	3	4	5	6	7	8
Andhra Pradesh	560	693	1253	1155	2031	3186	4439
Arunachal Pradesh	703	658	1361	502	396	898	2259
Assam	397	445	842	658	637	1295	2137
Bihar	1	1	2	29	29	58	60
Chhattisgarh	51	19	70	50	62	112	182
Goa	4	2	6	9	4	13	19
Haryana	2	2	4	21	20	41	45
Himachal Pradesh	6	1	7	2	1	3	10
Jharkhand	35	28	63	126	110	236	299
Kerala	34	7	41	25	10	35	76
Madhya Pradesh	69	56	125	119	85	204	329
Maharashtra	8	13	21	45	56	101	122
Manipur	704	270	974	1375	814	2189	3163
Meghalaya	4	4	8	10	7	17	25
Mizoram	7	6	13	10	6	16	29
Nagaland	0	1	1	0	3	3	4
Rajasthan	19	32	51	48	62	110	161
Sikkim	253	359	612	64	90	154	766
Tamil Nadu	83	15	98	75	60	135	233
Telangana	30	15	45	33	22	55	100
Tripura	310	273	583	433	279	712	1295
Uttar Pradesh	252	357	609	371	575	946	1555
West Bengal	40	38	78	57	27	84	162
Total	3572	3295	6867	5217	5386	10603	17470

Table 266 - State-wise Details of Exotic Pig by Age and Sex (All)

Breed Name : Landrays							
State/ Union Territory	Male			Female			Total Pig (Male + Female) (4+7)
	Under 6 Months	6 Months & Above	Total Male (2+3)	Under 6 Months	6 Months & Above	Total Female (5+6)	
1	2	3	4	5	6	7	8
Andhra Pradesh	238	270	508	358	445	803	1311
Arunachal Pradesh	6	8	14	5	5	10	24
Assam	120	266	386	264	662	926	1312
Bihar	7	44	51	58	87	145	196
Chhattisgarh	3	1	4	4	6	10	14
Goa	4	5	9	5	9	14	23
Haryana	2650	1594	4244	4172	3000	7172	11416
Jharkhand	7	8	15	20	7	27	42
Karnataka	1393	2106	3499	2462	3981	6443	9942
Kerala	168	100	268	229	234	463	731
Madhya Pradesh	1	0	1	2	1	3	4
Maharashtra	448	201	649	63	106	169	818
Manipur	10	7	17	1	1	2	19
Punjab	67	29	96	73	25	98	194
Rajasthan	3	4	7	22	25	47	54
Sikkim	2	0	2	12	65	77	79
Tamil Nadu	166	128	294	147	124	271	565
Telangana	8	4	12	11	18	29	41
Tripura	178	139	317	143	198	341	658
Uttar Pradesh	135	150	285	259	236	495	780
Uttarakhand	0	0	0	0	3	3	3
West Bengal	35	18	53	40	12	52	105
Total	5649	5082	10731	8350	9250	17600	28331

Table 267 - State-wise Details of Exotic Pig by Age and Sex (All)

Breed Name : Saddleback							
State/ Union Territory	Male			Female			Total Pig (Male + Female) (4+7)
	Under 6 Months	6 Months & Above	Total Male (2+3)	Under 6 Months	6 Months & Above	Total Female (5+6)	
1	2	3	4	5	6	7	8
A&N Islands	0	1	1	0	0	0	1
Andhra Pradesh	5	35	40	18	19	37	77
Assam	13	17	30	23	54	77	107
Bihar	0	1	1	12	11	23	24
Chhattisgarh	18	9	27	17	19	36	63
Haryana	2	0	2	2	0	2	4
Jharkhand	3	3	6	13	19	32	38
Kerala	8	6	14	1	5	6	20
Madhya Pradesh	2	2	4	5	7	12	16
Maharashtra	4	7	11	8	10	18	29
Manipur	1	0	1	0	0	0	1
Meghalaya	46	45	91	48	35	83	174
Mizoram	0	0	0	0	1	1	1
Odisha	0	0	0	4	4	8	8
Rajasthan	2	3	5	0	1	1	6
Sikkim	78	87	165	30	29	59	224
Tamil Nadu	0	0	0	18	48	66	66
Telangana	8	13	21	0	2	2	23
Tripura	1	0	1	1	0	1	2
Uttar Pradesh	39	39	78	85	112	197	275
Uttarakhand	0	0	0	7	0	7	7
West Bengal	33	12	45	19	17	36	81
Total	263	280	543	311	393	704	1247

Table 268 - State-wise Details of Exotic Pig by Age and Sex (All)

Breed Name : Yorkshire							
State/ Union Territory	Male			Female			Total Pig (Male + Female) (4+7)
	Under 6 Months	6 Months & Above	Total Male (2+3)	Under 6 Months	6 Months & Above	Total Female (5+6)	
1	2	3	4	5	6	7	8
A&N Islands	82	90	172	108	110	218	390
Andhra Pradesh	443	441	884	832	1302	2134	3018
Arunachal Pradesh	24	20	44	10	20	30	74
Assam	3660	2881	6541	4377	3253	7630	14171
Bihar	0	0	0	5	17	22	22
Chhattisgarh	374	250	624	355	355	710	1334
Goa	477	378	855	548	602	1150	2005
Haryana	7283	3932	11215	11292	10118	21410	32625
Himachal Pradesh	47	27	74	43	40	83	157
Jammu & Kashmir	2	9	11	4	15	19	30
Jharkhand	8	6	14	0	0	0	14
Karnataka	3377	3955	7332	5618	10167	15785	23117
Kerala	804	666	1470	1411	1554	2965	4435
Madhya Pradesh	208	222	430	162	151	313	743
Maharashtra	1363	800	2163	2206	2606	4812	6975
Manipur	166	145	311	582	593	1175	1486
Nagaland	5	1	6	1	0	1	7
Odisha	172	106	278	100	271	371	649
Punjab	8930	5209	14139	13999	11916	25915	40054
Rajasthan	240	211	451	312	531	843	1294
Sikkim	2339	3346	5685	622	648	1270	6955
Tamil Nadu	818	680	1498	1580	1503	3083	4581
Telangana	191	125	316	447	345	792	1108
Tripura	481	406	887	690	740	1430	2317
Uttar Pradesh	1191	1577	2768	1982	2163	4145	6913
Uttarakhand	21	10	31	0	0	0	31
West Bengal	1028	1190	2218	1185	1392	2577	4795
Total	33734	26683	60417	48471	50412	98883	159300

Table 269 - State-wise Details of Exotic Pig by Age and Sex (All)

Breed Name : Exotic Crossbreed Pig							
State/ Union Territory	Male			Female			Total Pig (Male + Female) (4+7)
	Under 6 Months	6 Months & Above	Total Male (2+3)	Under 6 Months	6 Months & Above	Total Female (5+6)	
1	2	3	4	5	6	7	8
A&N Islands	304	412	716	376	480	856	1572
Andhra Pradesh	90	127	217	286	313	599	816
Arunachal Pradesh	3450	3382	6832	2210	2265	4475	11307
Assam	124431	103238	227669	121676	86989	208665	436334
Bihar	2123	2121	4244	10426	10296	20722	24966
Chhattisgarh	1649	1484	3133	2227	2149	4376	7509
Delhi	2156	3257	5413	1512	1656	3168	8581
Goa	486	400	886	471	416	887	1773
Gujarat	3	1	4	1	0	1	5
Haryana	1009	882	1891	2116	1991	4107	5998
Himachal Pradesh	128	116	244	185	172	357	601
Jammu & Kashmir	32	36	68	44	61	105	173
Jharkhand	13606	13286	26892	15129	15952	31081	57973
Karnataka	3933	4217	8150	6769	12267	19036	27186
Kerala	19465	14476	33941	28422	31161	59583	93524
Madhya Pradesh	803	846	1649	1331	1414	2745	4394
Maharashtra	961	1082	2043	1885	2170	4055	6098
Manipur	2728	2046	4774	10143	7885	18028	22802
Meghalaya	76973	76213	153186	58753	63886	122639	275825
Mizoram	75729	67734	143463	62298	57175	119473	262936
Nagaland	61696	60112	121808	42168	43098	85266	207074
Odisha	148	99	247	185	189	374	621
Puducherry	32	32	64	32	60	92	156
Punjab	689	483	1172	1291	955	2246	3418
Rajasthan	593	536	1129	1025	1154	2179	3308
Sikkim	1536	1405	2941	560	466	1026	3967
Tamil Nadu	1290	1687	2977	2956	3406	6362	9339
Telangana	771	786	1557	1972	2123	4095	5652
Tripura	27789	20633	48422	29693	21229	50922	99344
Uttar Pradesh	3727	3879	7606	9386	8975	18361	25967
Uttarakhand	1697	1413	3110	2562	2358	4920	8030
West Bengal	7620	7882	15502	5165	5132	10297	25799
Total	437647	394303	831950	423255	387843	811098	1643048

Table 270 - State-wise Details of Indigenous Pig by Age, and Sex (All)

Breed Name : Agnoda Goan							
State/ Union Territory	Male			Female			Total Pig (Male + Female) (4+7)
	Under 6 Months	6 Months & Above	Total Male (2+3)	Under 6 Months	6 Months & Above	Total Female (5+6)	
1	2	3	4	5	6	7	8
Chhattisgarh	229	209	438	420	447	867	1305
Haryana	5	0	5	2	3	5	10
Nagaland	3	7	10	0	0	0	10
Total	237	216	453	422	450	872	1325

Table 271 - State-wise Details of Indigenous Pig by Age, and Sex (All)

Breed Name : Doom							
State/ Union Territory	Male			Female			Total Pig (Male + Female) (4+7)
	Under 6 Months	6 Months & Above	Total Male (2+3)	Under 6 Months	6 Months & Above	Total Female (5+6)	
1	2	3	4	5	6	7	8
Assam	64034	57691	121725	86817	71635	158452	280177
Chhattisgarh	56	64	120	82	67	149	269
Goa	4	4	8	0	0	0	8
Nagaland	4	5	9	0	0	0	9
Tripura	133	77	210	430	369	799	1009
Total	64231	57841	122072	87329	72071	159400	281472

Table 272 - State-wise Details of Indigenous Pig by Age, and Sex (All)

Breed Name : Ghoongroo							
State/ Union Territory	Male			Female			Total Pig (Male + Female) (4+7)
	Under 6 Months	6 Months & Above	Total Male (2+3)	Under 6 Months	6 Months & Above	Total Female (5+6)	
1	2	3	4	5	6	7	8
A&N Islands	78	44	122	97	54	151	273
Arunachal Pradesh	2	3	5	1	2	3	8
Assam	21689	16151	37840	25862	19152	45014	82854
Chandigarh	1	0	1	0	0	0	1
Chhattisgarh	75	37	112	92	90	182	294
Haryana	25	34	59	0	1	1	60
Jharkhand	415	374	789	677	589	1266	2055
Manipur	0	0	0	2	1	3	3
Meghalaya	71	60	131	42	73	115	246
Nagaland	0	0	0	0	14	14	14
Rajasthan	0	0	0	86	23	109	109
Sikkim	5	6	11	0	0	0	11
Uttar Pradesh	562	933	1495	1795	2086	3881	5376
West Bengal	25784	24718	50502	34712	32233	66945	117447
Total	48707	42360	91067	63366	54318	117684	208751

Table 273 - State-wise Details of Indigenous Pig by Age, and Sex (All)

Breed Name : Niang megha							
State/ Union Territory	Male			Female			Total Pig (Male + Female) (4+7)
	Under 6 Months	6 Months & Above	Total Male (2+3)	Under 6 Months	6 Months & Above	Total Female (5+6)	
1	2	3	4	5	6	7	8
Chhattisgarh	9	7	16	0	2	2	18
Jharkhand	41223	40352	81575	60440	58179	118619	200194
Manipur	2	0	2	0	0	0	2
Meghalaya	7634	4698	12332	5134	4282	9416	21748
Total	48868	45057	93925	65574	62463	128037	221962

Table 274 - State-wise Details of Indigenous Pig by Age, and Sex (All)

Breed Name : Nicobari							
State/ Union Territory	Male			Female			Total Pig (Male + Female) (4+7)
	Under 6 Months	6 Months & Above	Total Male (2+3)	Under 6 Months	6 Months & Above	Total Female (5+6)	
1	2	3	4	5	6	7	8
A&N Islands	5887	2884	8771	8752	6021	14773	23544
Chhattisgarh	25	11	36	45	67	112	148
Nagaland	3	0	3	0	0	0	3
Total	5915	2895	8810	8797	6088	14885	23695

Table 275 - State-wise Details of Indigenous Pig by Age, and Sex (All)

Breed Name : Tenyi Vo							
State/ Union Territory	Male			Female			Total Pig (Male + Female) (4+7)
	Under 6 Month	6 Months & Above	Total Male (2+3)	Under 6 Months	6 Months & Above	Total Female (5+6)	
1	2	3	4	5	6	7	8
Chhattisgarh	0	0	0	8	13	21	21
Nagaland	1384	817	2201	1274	975	2249	4450
Total	1384	817	2201	1282	988	2270	4471

Table 276 - State-wise Details of Indigenous (Non-descript) Pig by Age, &Sex (All)

Breed Name : Non-Descript							
State/ Union Territory	Male			Female			Total Pig (Male + Female) (4+7)
	Under 6 Months	6 Months & Above	Total Male (2+3)	Under 6 Months	6 Months & Above	Total Female (5+6)	
1	2	3	4	5	6	7	8
A&N Islands	3815	2857	6672	3985	4015	8000	14672
Andhra Pradesh	11384	13417	24801	25967	31269	57236	82037
Arunachal Pradesh	64087	69914	134001	57295	66481	123776	257777
Assam	292521	239203	531724	409425	336580	746005	1277729
Bihar	37312	38153	75465	120748	121165	241913	317378
Chandigarh	45	64	109	18	10	28	137
Chhattisgarh	114424	105133	219557	151587	144583	296170	515727
Delhi	20146	15175	35321	18793	13651	32444	67765
Goa	8322	7329	15651	8400	7595	15995	31646
Gujarat	151	159	310	159	184	343	653
Haryana	7526	6144	13670	14950	14783	29733	43403
Himachal Pradesh	357	437	794	388	527	915	1709
Jammu & Kashmir	197	248	445	219	332	551	996
Jharkhand	196269	203079	399348	318074	298451	616525	1015873
Karnataka	38879	41892	80771	73302	97788	171090	251861
Kerala	593	576	1169	778	882	1660	2829
Madhya Pradesh	25803	27840	53643	49947	55520	105467	159110
Maharashtra	25533	27901	53434	43014	50295	93309	146743
Manipur	38810	60889	99699	50480	57588	108068	207767
Meghalaya	104690	105099	209789	94780	103748	198528	408317
Mizoram	9004	8056	17060	6633	5711	12344	29404
Nagaland	62596	56939	119535	37169	36415	73584	193119
Odisha	26634	29198	55832	37258	40677	77935	133767
Puducherry	115	91	206	200	318	518	724
Punjab	1837	1337	3174	2827	3294	6121	9295
Rajasthan	25495	26452	51947	43658	53637	97295	149242
Sikkim	5190	6126	11316	1956	2019	3975	15291
Tamil Nadu	7414	7995	15409	16756	17501	34257	49666
Telangana	24057	22225	46282	57153	66401	123554	169836
Tripura	20192	16842	37034	35432	27933	63365	100399
Uttar Pradesh	50423	56413	106836	120972	132965	253937	360773
Uttarakhand	1758	2225	3983	2396	3165	5561	9544
West Bengal	72275	77193	149468	122274	119937	242211	391679
Total	1297854	1276601	2574455	1926993	1915420	3842413	6416868

Annexure – VI

**State-wise details of Horses & Ponies by age, sex
and use Breed Report**



Table 277 - State-wise Details of Horse by Age, Sex & use (All)

State/ Union Territory	Breed Name : Bhutia										Total Horse (6+11)
	Male					Female					
	Under 3 Years	3 Years & Above			Total Male (2+5)	Total Male (2+5)	Used for Cart/Carriage	Over 3 Years		Total Female (7+10)	
		Used for Cart/Carriage	Used for Sport	Total (3+4)				Used for Sport	Total (8+9)		
1	2	3	4	5	6	7	8	9	10	11	12
Assam	25	21	7	28	53	13	28	0	28	41	94
Chhattisgarh	1	1	1	2	3	0	0	0	0	0	3
Gujarat	3	2	1	3	6	2	0	0	0	2	8
Haryana	0	0	0	0	0	1	5	1	6	7	7
Kerala	0	0	2	2	2	3	0	0	0	3	5
Maharashtra	6	0	0	0	6	2	0	0	0	2	8
Punjab	52	2	10	12	64	199	673	1010	1683	1882	1946
Sikkim	10	0	0	0	10	6	8	0	8	14	24
Telangana	12	12	13	25	37	71	52	39	91	162	199
Uttarakhand	1	0	4	4	5	5	0	7	7	12	17
West Bengal	3	0	0	0	3	1	1	0	1	2	5
Total	113	38	38	76	189	303	767	1057	1824	2127	2316

Table 278 - State-wise Details of Horse by Age, Sex & use (All)

State/ Union Territory	Breed Name : Kachchi-Sindhi										Total Horse (6+11)
	Male					Female					
	Under 3 Years	3 Years & Above			Total Male (2+5)	Total Male (2+5)	Used for Cart/Carriage	Over 3 Years		Total Female (7+10)	
		Used for Cart/Carriage	Used for Sport	Total (3+4)				Used for Sport	Total (8+9)		
1	2	3	4	5	6	7	8	9	10	11	12
Assam	0	0	0	0	0	0	1	0	1	1	1
Chhattisgarh	0	0	1	1	1	0	0	0	0	0	1
Gujarat	449	59	382	441	890	905	810	576	1386	2291	3181
Kerala	2	0	0	0	2	2	0	0	0	2	4
Maharashtra	6	0	0	0	6	2	4	0	4	6	12
Punjab	1	0	0	0	1	4	0	2	2	6	7
Telangana	64	0	267	267	331	85	0	296	296	381	712
West Bengal	2	0	0	0	2	6	0	0	0	6	8
Total	524	59	650	709	1233	1004	815	874	1689	2693	3926

Table 279 - State-wise Details of Horse by Age, Sex & use (All)

State/ Union Territory	Breed Name : Kathiawari										Total Horse (6+11)
	Male					Female					
	Under 3 Years	3 Years & Above			Total Male (2+5)	Total Male (2+5)	Used for Cart/Carriage	Over 3 Years		Total Female (7+10)	
		Used for Cart/Carriage	Used for Sport	Total (3+4)				Used for Sport	Total (8+9)		
1	2	3	4	5	6	7	8	9	10	11	12
Bihar	29	9	15	24	53	53	75	30	105	158	211
Chandigarh	0	0	4	4	4	0	1	8	9	9	13
Chhattisgarh	2	0	7	7	9	3	17	2	19	22	31
Delhi	0	0	0	0	0	11	-	-	50	61	61
Gujarat	1019	92	533	625	1644	3471	2828	2198	5026	8497	10141
Haryana	210	5	17	22	232	335	459	157	616	951	1183
Kerala	15	0	21	21	36	7	4	7	11	18	54
Madhya Pradesh	71	24	35	59	130	54	114	15	129	183	313
Maharashtra	1413	187	595	782	2195	722	651	345	996	1718	3913
Punjab	50	40	33	73	123	250	101	54	155	405	528
Rajasthan	20	0	5	5	25	46	64	18	82	128	153
Tamil Nadu	96	0	14	14	110	63	15	16	31	94	204
Telangana	30	6	40	46	76	31	17	21	38	69	145
Uttar Pradesh	1274	71	296	367	1641	1607	3057	317	3374	4981	6622
Uttarakhand	79	23	22	45	124	65	135	45	180	245	369
Total	4308	457	1637	2094	6402	6718	7538	3233	10821	17539	23941

Table 280 - State-wise Details of Horse by Age, Sex & use (All)

State/ Union Territory	Breed Name : Manipuri										Total Horse (6+11)
	Male					Female					
	Under 3 Years	3 Years & Above			Total Male (2+5)	Total Male (2+5)	Used for Cart/Carriage	Over 3 Years		Total Female (7+10)	
		Used for Cart/Carriage	Used for Sport	Total (3+4)				Used for Sport	Total (8+9)		
1	2	3	4	5	6	7	8	9	10	11	12
Assam	3	2	1	3	6	5	3	1	4	9	15
Chhattisgarh	1	0	1	1	2	0	1	1	2	2	4
Kerala	2	0	0	0	2	1	0	1	1	2	4
Maharashtra	0	2	3	5	5	0	0	0	0	0	5
Manipur	0	0	1	1	1	0	0	0	0	0	1
Mizoram	3	0	3	3	6	0	0	6	6	6	12
Telangana	1	2	3	5	6	6	9	24	33	39	45
Uttar Pradesh	593	55	133	188	781	676	877	138	1015	1691	2472
Total	603	61	145	206	809	688	890	171	1061	1749	2558

Table 281 - State-wise Details of Horse by Age, Sex & use (All)

State/ Union Territory	Breed Name : Marwari										Total Horse (6+11)
	Male					Female					
	Under 3 Years	3 Years & Above			Total Male (2+5)	Total Male (2+5)	Used for Cart/Carriage	Over 3 Years		Total Female (7+10)	
		Used for Cart/Carriage	Used for Sport	Total (3+4)				Used for Sport	Total (8+9)		
1	2	3	4	5	6	7	8	9	10	11	12
Assam	0	0	0	0	0	0	1	1	2	2	2
Bihar	36	8	29	37	73	44	73	47	120	164	237
Chandigarh	6	23	4	27	33	0	8	10	18	18	51
Chhattisgarh	2	2	12	14	16	2	7	14	21	23	39
Goa	1	0	0	0	1	1	0	0	0	1	2
Gujarat	601	37	391	428	1029	1393	891	829	1720	3113	4142
Haryana	159	4	31	35	194	459	682	273	955	1414	1608
Karnataka	58	3	66	69	127	65	55	30	85	150	277
Kerala	16	0	2	2	18	5	2	8	10	15	33
Madhya Pradesh	265	62	99	161	426	503	513	162	675	1178	1604
Maharashtra	433	40	401	441	874	251	184	256	440	691	1565
Punjab	914	29	401	430	1344	2286	1618	1179	2797	5083	6427
Rajasthan	1536	113	821	934	2470	4459	4413	1727	6140	10599	13069
Tamil Nadu	8	0	1	1	9	7	3	4	7	14	23
Telangana	3	0	16	16	19	5	7	38	45	50	69
Uttar Pradesh	915	110	321	431	1346	1082	1419	266	1685	2767	4113
Uttarakhand	1	0	0	0	1	1	3	1	4	5	6
Total	4954	431	2595	3026	7980	10563	9879	4845	14724	25287	33267

Table 282 - State-wise Details of Horse by Age, Sex & use (All)

State/ Union Territory	Breed Name : Spiti										Total Horse (6+11)	
	Male					Female						
	Under 3 Years	3 Years & Above			Total Male (2+5)	Total Male (2+5)	Used for Cart/Carriage	Over 3 Years		Total Female (7+10)		
		Used for Cart/Carriage	Used for Sport	Total (3+4)				Used for Sport	Total (8+9)			
1	2	3	4	5	6	7	8	9	10	11	12	
Gujarat	8	0	1	1	9	0	0	0	0	0	0	9
Himachal Pradesh	216	46	11	57	273	185	571	9	580	765	1038	
Maharashtra	2	0	0	0	2	0	0	0	0	0	2	
Rajasthan	0	0	0	0	0	2	2	1	3	5	5	
Telangana	3	1	6	7	10	0	0	0	0	0	10	
Total	229	47	18	65	294	187	573	10	583	770	1064	

Table 283 - State-wise Details of Horse by Age, Sex & use (All)

State/ Union Territory	Breed Name : Zanskari										Total Horse (6+11)
	Male					Female					
	Under 3 Years	3 Years & Above			Total Male (2+5)	Total Male (2+5)	Used for Cart/Carriage	Over 3 Years		Total Female (7+10)	
		Used for Cart/Carriage	Used for Sport	Total (3+4)				Used for Sport	Total (8+9)		
1	2	3	4	5	6	7	8	9	10	11	12
Assam	0	0	0	0	0	1	2	0	2	3	3
Haryana	0	0	0	0	0	0	1	0	1	1	1
Jammu & Kashmir	1147	127	390	517	1664	1330	2944	307	3251	4581	6245
Telangana	0	0	0	0	0	3	3	0	3	6	6
West Bengal	37	0	0	0	37	22	0	0	0	22	59
Total	1184	127	390	517	1701	1356	2950	307	3257	4613	6314

Table 284 - State-wise Details of Indigenous (Non-Descript) Horse by Age, Sex & use(All)

State/ Union Territory	Breed Name : Non-Descript										Total Horse (6+11)
	Male					Female					
	Under 3 Years	3 Years & Above			Total Male (2+5)	Total Male (2+5)	Used for Cart/Carriage	Over 3 Years		Total Female (7+10)	
		Used for Cart/Carriage	Used for Sport	Total (3+4)				Used for Sport	Total (8+9)		
1	2	3	4	5	6	7	8	9	10	11	12
Andhra Pradesh	416	112	130	242	658	281	331	69	400	681	1339
Arunachal Pradesh	25	85	3	88	113	16	10	2	12	28	141
Assam	2330	948	1447	2395	4725	2337	2883	803	3686	6023	10748
Bihar	5101	847	1708	2555	7656	9193	7032	3002	10034	19227	26883
Chandigarh	15	52	15	67	82	8	61	18	79	87	169
Chhattisgarh	156	30	27	57	213	91	147	18	165	256	469
D&N Haveli	18	0	0	0	18	21	0	0	0	21	39
Daman & Diu	2	0	8	8	10	0	0	0	0	0	10
Delhi	354	596	39	635	989	356	-	-	1288	1644	2633
Goa	4	0	2	2	6	5	1	1	2	7	13
Gujarat	733	99	324	423	1156	1253	1228	597	1825	3078	4234
Haryana	510	34	99	133	643	1587	3387	625	4012	5599	6242
Himachal Pradesh	1210	1214	72	1286	2496	748	3850	64	3914	4662	7158
Jammu & Kashmir	9292	2284	2402	4686	13978	7701	18699	1537	20236	27937	41915
Jharkhand	276	84	159	243	519	213	233	87	320	533	1052
Karnataka	1706	109	557	666	2372	1625	1876	424	2300	3925	6297
Kerala	183	4	41	45	228	124	25	25	50	174	402
Madhya Pradesh	2311	293	594	887	3198	2606	3345	619	3964	6570	9768
Maharashtra	4565	303	1334	1637	6202	2543	2971	976	3947	6490	12692
Manipur	70	2	25	27	97	38	19	10	29	67	164
Meghalaya	44	1	4	5	49	23	154	2	156	179	228
Mizoram	7	8	0	8	15	6	25	3	28	34	49
Nagaland	10	0	0	0	10	11	0	0	0	11	21
Odisha	48	4	19	23	71	18	18	9	27	45	116
Puducherry	3	0	7	7	10	6	2	0	2	8	18
Punjab	710	50	170	220	930	1298	2184	558	2742	4040	4970
Rajasthan	2074	160	630	790	2864	6864	6930	1591	8521	15385	18249
Sikkim	25	13	9	22	47	9	30	5	35	44	91
Tamil Nadu	1101	69	453	522	1623	967	548	462	1010	1977	3600
Telangana	141	47	56	103	244	328	371	191	562	890	1134
Tripura	2	0	0	0	2	7	4	0	4	11	13
Uttar Pradesh	11936	1055	2475	3530	15466	15373	22609	2966	25575	40948	56414
Uttarakhand	1591	358	177	535	2126	855	3302	72	3374	4229	6355
West Bengal	495	34	129	163	658	234	214	66	280	514	1172
Total	47464	8895	13115	22010	69474	56745	82489	14802	98579	155324	224798

Table 285 - State-wise Details of Pony by Age, Sex & use (All)

State/ Union Territory	Breed Name : Bhutia										
	Male					Female					Total Horse (6+11)
	Under 3 Years	3 Years & Above			Total Male (2+5)	Total Male (2+5)	Used for Cart/Carriage	Over 3 Years		Total Female (7+10)	
		Used for Cart/Carriage	Used for Sport	Total (3+4)				Used for Sport	Total (8+9)		
1	2	3	4	5	6	7	8	9	10	11	12
Telangana	3	0	0	0	3	11	2	8	10	21	24

Table 286 - State-wise Details of Pony by Age, Sex & use (All)

State/ Union Territory	Breed Name : Kachchi-Sindhi										
	Male					Female					Total Horse (6+11)
	Under 3 Years	3 Years & Above			Total Male (2+5)	Total Male (2+5)	Used for Cart/Carriage	Over 3 Years		Total Female (7+10)	
		Used for Cart/Carriage	Used for Sport	Total (3+4)				Used for Sport	Total (8+9)		
1	2	3	4	5	6	7	8	9	10	11	12
Gujarat	0	2	0	2	2	6	5	4	9	15	17

Table 287 - State-wise Details of Pony by Age, Sex & use (All)

State/ Union Territory	Breed Name : Kathiawari										
	Male					Female					Total Horse (6+11)
	Under 3 Years	3 Years & Above			Total Male (2+5)	Total Male (2+5)	Used for Cart/Carriage	Over 3 Years		Total Female (7+10)	
		Used for Cart/Carriage	Used for Sport	Total (3+4)				Used for Sport	Total (8+9)		
1	2	3	4	5	6	7	8	9	10	11	12
Bihar	0	0	0	0	0	17	3	4	7	24	24
Gujarat	2	7	2	9	11	6	6	0	6	12	23
Haryana	2	13	2	15	17	9	30	6	36	45	62
Madhya Pradesh	0	0	0	0	0	5	2	2	4	9	9
Maharashtra	18	3	11	14	32	38	30	18	48	86	118
Telangana	0	0	129	129	129	0	0	280	280	280	409
Uttar Pradesh	10	2	3	5	15	213	215	214	429	642	657
Uttarakhand	1	10	0	10	11	13	13	0	13	26	37
Total	33	35	147	182	215	301	299	524	823	1124	1339

Table 288 - State-wise Details of Pony by Age, Sex & use (All)

State/ Union Territory	Breed Name : Manipuri										Total Horse (6+11)
	Male					Female					
	Under 3 Years	3 Years & Above			Total Male (2+5)	Total Male (2+5)	Used for Cart/Carriage	Over 3 Years		Total Female (7+10)	
		Used for Cart/Carriage	Used for Sport	Total (3+4)				Used for Sport	Total (8+9)		
1	2	3	4	5	6	7	8	9	10	11	12
Chhattisgarh	0	0	0	0	0	2	2	3	5	7	7
Manipur	119	56	356	412	531	100	37	250	287	387	918
Mizoram	1	0	0	0	1	2	0	0	0	2	3
Rajasthan	2	2	3	5	7	3	2	3	5	8	15
Uttar Pradesh	2	1	0	1	3	34	12	2	14	48	51
Total	124	59	359	418	542	141	53	258	311	452	994

Table 289 - State-wise Details of Pony by Age, Sex & use (All)

State/ Union Territory	Breed Name : Marwari										Total Horse (6+11)
	Male					Female					
	Under 3 Years	3 Years & Above			Total Male (2+5)	Total Male (2+5)	Used for Cart/Carriage	Over 3 Years		Total Female (7+10)	
		Used for Cart/Carriage	Used for Sport	Total (3+4)				Used for Sport	Total (8+9)		
1	2	3	4	5	6	7	8	9	10	11	12
Bihar	0	0	0	0	0	4	6	8	14	18	18
Chhattisgarh	0	0	0	0	0	5	2	2	4	9	9
Haryana	6	26	0	26	32	10	9	0	9	19	51
Karnataka	0	0	0	0	0	1	3	0	3	4	4
Madhya Pradesh	18	5	6	11	29	132	8	3	11	143	172
Maharashtra	0	0	0	0	0	2	0	0	0	2	2
Punjab	12	42	0	42	54	21	54	1	55	76	130
Rajasthan	0	0	0	0	0	0	2	0	2	2	2
Tripura	1	0	0	0	0	0	0	0	0	0	1
Uttar Pradesh	7	0	3	3	10	8	11	9	20	28	38
Uttarakhand	0	0	0	0	0	4	0	0	0	4	4
Total	44	73	9	82	125	187	95	23	118	305	431

Table 290 - State-wise Details of Pony by Age, Sex & use (All)

State/ Union Territory	Breed Name : Spiti										
	Male					Female					Total Horse (6+11)
	Under 3 Years	3 Years & Above			Total Male (2+5)	Total Male (2+5)	Used for Cart/Carriage	Over 3 Years		Total Female (7+10)	
		Used for Cart/Carriage	Used for Sport	Total (3+4)				Used for Sport	Total (8+9)		
1	2	3	4	5	6	7	8	9	10	11	
Himachal Pradesh	15	16	1	17	32	15	19	0	19	34	66

Table 291 - State-wise Details of Pony by Age, Sex & use (All)

State/ Union Territory	Breed Name : Zanskari										
	Male					Female					Total Horse (6+11)
	Under 3 Years	3 Years & Above			Total Male (2+5)	Total Male (2+5)	Used for Cart/Carriage	Over 3 Years		Total Female (7+10)	
		Used for Cart/Carriage	Used for Sport	Total (3+4)				Used for Sport	Total (8+9)		
1	2	3	4	5	6	7	8	9	10	11	
Jammu & Kashmir	44	118	4	122	166	48	98	15	113	161	327
Rajasthan	4	2	1	3	7	5	3	4	7	12	19
Total	48	120	5	125	173	53	101	19	120	173	346

Table 292 - State-wise Details of Indigenous (Non-Descript) Pony by Age, Sex & use(All)

State/ Union Territory	Breed Name : Non-Descript										Total Horse (6+11)
	Male					Female					
	Under 3 Years	3 Years & Above			Total Male (2+5)	Total Male (2+5)	Used for Cart/Carriage	Over 3 Years		Total Female (7+10)	
		Used for Cart/Carriage	Used for Sport	Total (3+4)				Used for Sport	Total (8+9)		
1	2	3	4	5	6	7	8	9	10	11	12
Andhra Pradesh	57	39	45	84	141	174	172	58	230	404	545
Arunachal Pradesh	639	1046	36	1082	1721	519	622	48	670	1189	2910
Assam	320	353	491	844	1164	292	258	206	464	756	1920
Bihar	348	335	131	466	814	2504	976	509	1485	3989	4803
Chandigarh	0	0	0	0	0	1	2	1	3	4	4
Chhattisgarh	22	33	2	35	57	24	25	6	31	55	112
Daman & Diu	0	0	0	0	0	1	2	2	4	5	5
Gujarat	8	5	0	5	13	30	7	6	13	43	56
Haryana	75	179	22	201	276	105	133	15	148	253	529
Himachal Pradesh	31	235	4	239	270	50	266	3	269	319	589
Jammu & Kashmir	1313	8504	192	8696	10009	1107	3532	200	3732	4839	14848
Jharkhand	34	58	35	93	127	78	63	58	121	199	326
Karnataka	75	33	3	36	111	233	89	7	96	329	440
Kerala	28	3	3	6	34	15	5	4	9	24	58
Madhya Pradesh	136	163	76	239	375	492	358	169	527	1019	1394
Maharashtra	108	55	24	79	187	235	138	15	153	388	575
Meghalaya	7	22	0	22	29	4	12	0	12	16	45
Mizoram	14	41	2	43	57	10	28	0	28	38	95
Nagaland	25	7	8	15	40	5	0	4	4	9	49
Odisha	4	5	2	7	11	2	14	0	14	16	27
Puducherry	2	1	2	3	5	3	3	0	3	6	11
Punjab	24	86	0	86	110	22	102	1	103	125	235
Rajasthan	394	332	114	446	840	616	492	219	711	1327	2167
Tamil Nadu	249	514	23	538	787	319	292	193	485	804	1590
Telangana	64	78	45	123	187	317	591	30	621	938	1125
Tripura	1	0	0	0	1	2	0	0	0	2	3
Uttar Pradesh	704	434	130	564	1268	2249	1206	628	1834	4083	5351
Uttarakhand	94	362	3	365	459	58	147	0	147	205	664
West Bengal	23	65	14	79	102	143	69	35	104	247	349
Total	4799	12988	1407	14396	19195	9610	9604	2417	12021	21631	40825

Annexure – VII

**State-wise details of Indigenous Mules & Donkeys
by age, sex and use Breed Report**



Table 293 - State-wise Details of Mule by Age (All)

State/ Union Territory	Under 3 Years	3 Years & Above	Total Mule (2+3)
1	2	3	4
Andhra Pradesh	131	109	240
Assam	386	338	724
Bihar	729	762	1491
Chhattisgarh	2	19	21
Delhi	38	98	136
Goa	1	0	1
Gujarat	3	2	5
Haryana	656	1843	2499
Himachal Pradesh	2690	17725	20415
Jammu & Kashmir	3156	13566	16722
Jharkhand	29	44	73
Karnataka	40	11	51
Madhya Pradesh	954	1589	2543
Maharashtra	116	565	681
Mizoram	5	3	8
Odisha	13	5	18
Punjab	486	1158	1644
Rajasthan	358	981	1339
Tamil Nadu	174	131	305
Telangana	8	83	91
Tripura	1	1	2
Uttar Pradesh	3556	5377	8933
Uttarakhand	3452	22841	26293
West Bengal	19	7	26
Total	17003	67258	84261

Table 294 - State-wise Details of Donkey by Age and Sex (All)

Breed Name: Spiti							
State/ Union Territory	Male			Female			Total Donkey (Male + Female) (4+7)
	Under 3 Years	3 Years & Above	Total Male (2+3)	Under 3 Years	3 Years & Above	Total Female (5+6)	
1	2	3	4	5	6	7	8
Assam	23	43	66	98	144	242	308
Bihar	125	213	338	506	628	1134	1472
Delhi	147	814	961	69	57	126	1087
Gujarat	36	144	180	100	210	310	490
Haryana	31	21	52	51	73	124	176
Himachal Pradesh	199	703	902	138	409	547	1449
Jharkhand	14	11	25	3	5	8	33
Karnataka	26	46	72	97	81	178	250
Madhya Pradesh	59	72	131	39	68	107	238
Maharashtra	150	303	453	964	972	1936	2389
Rajasthan	152	241	393	192	242	434	827
Uttar Pradesh	270	355	625	388	496	884	1509
West Bengal	2	3	5	1	1	2	7
Total	1234	2969	4203	2646	3386	6032	10235

Table 295 - State-wise Details of Indigenous (non-descript) Donkey by Age, & Sex (All)

Breed Name : Non-Descript							
State/ Union Territory	Male			Female			Total Donkey (Male + Female) (4+7)
	Under 3 Years	3 Years & Above	Total Male (2+3)	Under 3 Years	3 Years & Above	Total Female (5+6)	
1	2	3	4	5	6	7	8
A&N Islands	0	1	1	0	1	1	2
Andhra Pradesh	812	1135	1947	1045	1686	2731	4678
Assam	81	97	178	178	236	414	592
Bihar	1153	2367	3520	2706	3566	6272	9792
Chhattisgarh	27	45	72	31	39	70	142
Gujarat	1829	4360	6189	1523	3084	4607	10796
Haryana	117	183	300	105	219	324	624
Himachal Pradesh	320	1955	2275	173	900	1073	3348
Jammu & Kashmir	1013	5010	6023	970	2570	3540	9563
Jharkhand	52	134	186	91	90	181	367
Karnataka	1438	2897	4335	1553	2652	4205	8540
Kerala	29	22	51	9	5	14	65
Madhya Pradesh	1649	2871	4520	1338	2039	3377	7897
Maharashtra	2956	6702	9658	2010	3515	5525	15183
Manipur	0	2	2	0	0	0	2
Nagaland	1	1	2	0	0	0	2
Odisha	22	16	38	11	34	45	83
Puducherry	0	0	0	2	2	4	4
Punjab	76	160	236	78	157	235	471
Rajasthan	4117	7450	11567	4228	6752	10980	22547
Sikkim	0	1	1	0	1	1	2
Tamil Nadu	398	285	683	335	410	745	1428
Telangana	319	633	952	456	623	1079	2031
Tripura	1	0	1	6	3	9	10
Uttar Pradesh	3152	4255	7407	3190	3910	7100	14507
Uttarakhand	53	307	360	49	180	229	589
West Bengal	13	22	35	28	24	52	87
Total	19628	40911	60539	20115	32698	52813	113352

Annexure – VIII

**State-wise details of Indigenous Camels by age,
sex and use Breed Report**



Table 296 - State-wise Details of Indigenous Camel by Age, and Sex (All)

Breed Name: Bikaneri							
State/ Union Territory	Male			Female			Total Camel (Male + Female) (4+7)
	Under 4 Years	4 Years & Above	Total Male (2+3)	Under 4 Years	4 Years & Above	Total Female (5+6)	
1	2	3	4	5	6	7	8
Delhi	0	8	8	0	12	12	20
Gujarat	3	22	25	0	5	5	30
Haryana	89	387	476	286	1499	1785	2261
Himachal Pradesh	0	1	1	0	0	0	1
Maharashtra	2	0	2	5	1	6	8
Rajasthan	6544	18878	25422	11364	35414	46778	72200
Uttar Pradesh	3	21	24	1	6	7	31
Total	6641	19317	25958	11656	36937	48593	74551

Table 297 - State-wise Details of Indigenous Camel by Age, and Sex (All)

Breed Name: Jaisalmeri							
State/ Union Territory	Male			Female			Total Camel (Male + Female) (4+7)
	Under 4 Years	4 Years & Above	Total Male (2+3)	Under 4 Years	4 Years & Above	Total Female (5+6)	
1	2	3	4	5	6	7	8
Assam	1	0	1	0	0	0	1
Gujarat	2	4	6	18	17	35	41
Haryana	16	75	91	29	336	365	456
Maharashtra	0	5	5	0	4	4	9
Rajasthan	5976	7626	13602	11564	21961	33525	47127
Telangana	0	0	0	1	1	2	2
Uttar Pradesh	67	132	199	69	71	140	339
Total	6062	7842	13904	11681	22390	34071	47975

Table 298 - State-wise Details of Indigenous Camel by Age, and Sex (All)

Breed Name: Jalori							
State/ Union Territory	Male			Female			Total Camel (Male + Female) (4+7)
	Under 4 Years	4 Years & Above	Total Male (2+3)	Under 4 Years	4 Years & Above	Total Female (5+6)	
1	2	3	4	5	6	7	8
Kerala	0	0	0	0	1	1	1
Rajasthan	732	876	1608	1443	1971	3414	5022
Total	732	876	1608	1443	1972	3415	5023

Table 299 - State-wise Details of Indigenous Camel by Age, and Sex (All)

Breed Name: Kachchi/Kutchi							
State/ Union Territory	Male			Female			Total Camel (Male + Female) (4+7)
	Under 4 Years	4 Years & Above	Total Male (2+3)	Under 4 Years	4 Years & Above	Total Female (5+6)	
1	2	3	4	5	6	7	8
Assam	1	2	3	0	0	0	3
Gujarat	2034	3573	5607	3797	7403	11200	16807
Maharashtra	7	5	12	1	0	1	13
Rajasthan	12	20	32	18	32	50	82
Total	2054	3600	5654	3816	7435	11251	16905

Table 300 - State-wise Details of Indigenous Camel by Age, and Sex (All)

Breed Name: Kharai							
State/ Union Territory	Male			Female			Total Camel (Male + Female) (4+7)
	Under 4 Years	4 Years & Above	Total Male (2+3)	Under 4 Years	4 Years & Above	Total Female (5+6)	
1	2	3	4	5	6	7	8
Gujarat	342	569	911	934	2421	3355	4266

Table 301 - State-wise Details of Indigenous Camel by Age, and Sex (All)

Breed Name: Malvi							
State/ Union Territory	Male			Female			Total Camel (Male + Female) (4+7)
	Under 4 Years	4 Years & Above	Total Male (2+3)	Under 4 Years	4 Years & Above	Total Female (5+6)	
1	2	3	4	5	6	7	8
Madhya Pradesh	16	8	24	17	61	78	102

Table 302 - State-wise Details of Indigenous Camel by Age, and Sex (All)

Breed Name: Marwari							
State/ Union Territory	Male			Female			Total Camel (Male + Female) (4+7)
	Under 4 Years	4 Years & Above	Total Male (2+3)	Under 4 Years	4 Years & Above	Total Female (5+6)	
1	2	3	4	5	6	7	8
Gujarat	60	236	296	102	197	299	595
Haryana	18	97	115	103	319	422	537
Rajasthan	146	193	339	263	589	852	1191
Uttar Pradesh	77	102	179	122	96	218	397
Total	301	628	929	590	1201	1791	2720

Table 303 - State-wise Details of Indigenous Camel by Age, and Sex (All)

Breed Name: Mewari							
State/ Union Territory	Male			Female			Total Camel (Male + Female) (4+7)
	Under 4 Years	4 Years & Above	Total Male (2+3)	Under 4 Years	4 Years & Above	Total Female (5+6)	
1	2	3	4	5	6	7	8
Gujarat	0	6	6	0	0	0	6
Kerala	1	0	1	0	0	0	1
Rajasthan	64	135	199	102	157	259	458
Total	65	141	206	102	157	259	465

Table 304 - State-wise Details of Indigenous Camel by Age, and Sex (All)

Breed Name: Mewati							
State/ Union Territory	Male			Female			Total Camel (Male + Female) (4+7)
	Under 4 Years	4 Years & Above	Total Male (2+3)	Under 4 Years	4 Years & Above	Total Female (5+6)	
1	2	3	4	5	6	7	8
Rajasthan	20	12	32	11	49	60	92

Table 305 - State-wise Details of Indigenous (non-descript) Camel by Age & Sex (All)

Breed Name: Non-Descript							
State/ Union Territory	Male			Female			Total Camel (Male + Female) (4+7)
	Under 4 Years	4 Years & Above	Total Male (2+3)	Under 4 Years	4 Years & Above	Total Female (5+6)	
1	2	3	4	5	6	7	8
Andhra Pradesh	26	23	49	60	57	117	166
Assam	310	117	427	73	63	136	563
Bihar	12	33	45	15	28	43	88
Chhattisgarh	1	0	1	0	0	0	1
Delhi	74	17	91	28	18	46	137
Goa	1	1	2	0	0	0	2
Gujarat	705	2018	2723	1020	2132	3152	5875
Haryana	86	531	617	180	1103	1283	1900
Himachal Pradesh	4	21	25	0	0	0	25
Jammu & Kashmir	50	236	286	44	136	180	466
Karnataka	10	7	17	7	9	16	33
Kerala	8	5	13	7	4	11	24
Madhya Pradesh	264	304	568	422	661	1083	1651
Maharashtra	258	91	349	42	44	86	435
Odisha	1	4	5	0	3	3	8
Puducherry	0	1	1	0	0	0	1
Punjab	26	43	69	10	41	51	120
Rajasthan	9430	18208	27638	19707	39222	58929	86567
Tamil Nadu	3	1	4	2	1	3	7
Telangana	10	21	31	16	22	38	69
Tripura	0	0	0	2	0	2	2
Uttar Pradesh	313	592	905	325	427	752	1657
Uttarakhand	9	6	15	0	0	0	15
West Bengal	27	2	29	11	5	16	45
Total	11628	22282	33910	21971	43976	65947	99857

Annexure – IX

**State-wise details of Mithun and Yak by age, sex
and use Breed Report**



Table 306 - State-wise Details of Mithun by Age and Sex (All)

State/ Union Territory	Male			Female			Total Mithun Male + Female (4+7)
	Up to 3 Years	Over 3 Years	Total Male (2+3)	Up to 3 Years	Over 3 Years	Total Female (5+6)	
1	2	3	4	5	6	7	8
Arunachal Pradesh	69380	84233	153613	81643	114898	196541	350154
Jammu & Kashmir	3	0	3	7	2	9	12
Manipur	1416	2805	4221	2269	2569	4838	9059
Mizoram	1105	639	1744	1136	1077	2213	3957
Nagaland	6740	6318	13058	4908	5157	10065	23123
Total	78644	93995	172639	89963	123703	213666	386305

Table 307 - State-wise Details of Yak by Age and Sex (All)

State/ Union Territory	Male			Female			Total Yak Male + Female (4+7)
	Up to 3 Years	Over 3 Years	Total Male (2+3)	Up to 3 Years	Over 3 Years	Total Female (5+6)	
1	2	3	4	5	6	7	8
Arunachal Pradesh	3830	4896	8726	5856	9493	15349	24075
Himachal Pradesh	254	969	1223	143	574	717	1940
Jammu & Kashmir	3672	9712	13384	3907	8930	12837	26221
Sikkim	971	1668	2639	1017	1563	2580	5219
Uttarakhand	5	17	22	9	23	32	54
West Bengal	12	13	25	10	26	36	61
Total	8744	17275	26019	10942	20609	31551	57570

Annexure – X

State-wise details of Poultry by age, sex and use Breed Report



Table 308 - State-wise Details of Indigenous (Desi) fowl in Backyard Poultry by Age, Sex and Use (All)

Breed Name: Ankaleshwar				
State/Union Territories	Cocks	Hens	Chickens Below 5 Months	Total Fowl
1	2	3	4	5
A&N Islands	1	1	0	2
Bihar	88391	114059	110996	313446
Chandigarh	11	59	0	70
Chhattisgarh	1192	1095	1230	3517
D&N Haveli	29682	38026	15120	82828
Daman & Diu	1	11	10	22
Gujarat	48786	70346	68708	187840
Haryana	3263	3517	3931	10711
Jammu & Kashmir	2	3	0	5
Kerala	113	169	97	379
Maharashtra	18309	37725	19544	75578
Manipur	900	500	600	2000
Mizoram	27	25	57	109
Nagaland	222	422	2628	3272
Punjab	3	20	0	23
Rajasthan	64	111	96	271
Uttar Pradesh	3738	3251	3679	10668
West Bengal	3334	4127	3945	11406
Total	198039	273467	230641	702147

Table 309 - State-wise Details of Indigenous (Desi) fowl in Backyard Poultry by Age, Sex and Use (All)

Breed Name: Aseel				
State/Union Territories	Cocks	Hens	Chickens Below 5 Months	Total Fowl
1	2	3	4	5
A&N Islands	58	69	78	205
Andhra Pradesh	480088	633758	772444	1886290
Arunachal Pradesh	1	4	0	5
Bihar	39282	52159	54571	146012
Chandigarh	52	178	23	253
Chhattisgarh	175534	195712	664429	1035675
D&N Haveli	1	0	0	1
Daman & Diu	1	3	0	4
Goa	962	2647	1166	4775
Gujarat	9688	15645	21299	46632
Haryana	7004	10108	8420	25532
Jammu & Kashmir	11	27	16	54
Jharkhand	13564	14959	21989	50512
Karnataka	232189	330369	333996	896554
Kerala	12789	30539	20126	63454
Lakshadweep	149	420	146	715
Maharashtra	768287	1451440	1015026	3234753
Meghalaya	88	78	123	289
Nagaland	166	312	2002	2480
Odisha	61492	72294	157977	291763
Punjab	9633	16700	9488	35821
Rajasthan	26482	37266	32204	95952
Sikkim	5	15	46	66
Tamil Nadu	2098276	3448656	4227082	9774014
Telangana	1231034	1821482	3350901	6403417
Uttar Pradesh	5769	7371	6710	19850
West Bengal	533122	745030	844402	2122554
Total	5705727	8887241	11544664	26137632

Table 310 - State-wise Details of Indigenous (Desi) fowl in Backyard Poultry by Age, Sex and Use (All)

Breed Name: Busra				
State/Union Territories	Cocks	Hens	Chickens Below 5 Months	Total Fowl
1	2	3	4	5
A&N Islands	3	10	12	25
Bihar	883	1579	881	3343
Chandigarh	17	22	0	39
Chhattisgarh	96	123	160	379
D&N Haveli	8	2	0	10
Daman & Diu	41	68	10	119
Gujarat	152	157	249	558
Haryana	588	1553	660	2801
Jammu & Kashmir	9	20	38	67
Jharkhand	17951	22197	33376	73524
Kerala	88	234	170	492
Lakshadweep	183	568	123	874
Maharashtra	216523	377896	309157	903576
Nagaland	2	3	0	5
Rajasthan	55	67	40	162
Uttar Pradesh	1405	2312	971	4688
West Bengal	858	1618	2248	4724
Total	238862	408429	348095	995386

Table 311 - State-wise Details of Indigenous (Desi) fowl in Backyard Poultry by Age, Sex and Use (All)

Breed Name: Chittagong				
State/Union Territories	Cocks	Hens	Chickens Below 5 Months	Total Fowl
1	2	3	4	5
Chandigarh	15	30	0	45
Chhattisgarh	125	122	91	338
Gujarat	18	12	24	54
Haryana	144	364	137	645
Jammu & Kashmir	4	5	5	14
Kerala	82	140	79	301
Maharashtra	5763	5500	6895	18158
Meghalaya	241	370	1005	1616
Rajasthan	13	20	31	64
Tripura	63	67	69	199
Uttar Pradesh	60	55	441	556
West Bengal	603	693	569	1865
Total	7131	7378	9346	23855

Table 312 - State-wise Details of Indigenous (Desi) fowl in Backyard Poultry by Age, Sex and Use (All)

Breed Name: Danki				
State/Union Territories	Cocks	Hens	Chickens Below 5 Months	Total Fowl
1	2	3	4	5
Andhra Pradesh	754	834	1041	2629
Chhattisgarh	106	102	187	395
Daman & Diu	5	5	0	10
Gujarat	192	924	54	1170
Haryana	31	65	55	151
Jharkhand	15193	19553	33724	68470
Kerala	125	521	203	849
Maharashtra	4651	12163	8120	24934
Manipur	5	8	0	13
Rajasthan	12	13	22	47
Uttar Pradesh	42	40	22	104
West Bengal	2579	2617	3680	8876
Total	23695	36845	47108	107648

Table 313 - State-wise Details of Indigenous (Desi) fowl in Backyard Poultry by Age, Sex and Use (All)

Breed Name: Daothigir				
State/Union Territories	Cocks	Hens	Chickens Below 5 Months	Total Fowl
1	2	3	4	5
A&N Islands	10	16	6	32
Assam	690834	955820	2000821	3647475
Chhattisgarh	112	133	129	374
Haryana	4	3	5	12
Jharkhand	9601	10937	20340	40878
Kerala	4	5	3	12
Maharashtra	1806	2266	1134	5206
Rajasthan	8	15	25	48
Tripura	2	5	6	13
Uttar Pradesh	3	6	1	10
West Bengal	220	369	306	895
Total	702604	969575	2022776	3694955

Table 314 - State-wise Details of Indigenous (Desi) fowl in Backyard Poultry by Age, Sex and Use (All)

Breed Name: Ghagus				
State/Union Territories	Cocks	Hens	Chickens Below 5 Months	Total Fowl
1	2	3	4	5
Andhra Pradesh	195	402	795	1392
Chhattisgarh	98	86	74	258
Gujarat	1	0	6	7
Haryana	13	44	21	78
Jharkhand	11714	14985	27105	53804
Karnataka	87103	124331	140396	351830
Kerala	4	24	3	31
Maharashtra	6148	22919	15126	44193
Rajasthan	1515	56	5	1576
Uttar Pradesh	731	916	78	1725
West Bengal	91	104	141	336
Total	107613	163867	183750	455230

Table 315 - State-wise Details of Indigenous (Desi) fowl in Backyard Poultry by Age, Sex and Use (All)

Breed Name: Harringhata Black				
State/Union Territories	Cocks	Hens	Chickens Below 5 Months	Total Fowl
1	2	3	4	5
Chhattisgarh	31	34	52	117
Daman & Diu	3	5	3	11
Gujarat	1	2	5	8
Haryana	162	348	236	746
Kerala	171	501	278	950
Maharashtra	338	1046	491	1875
Manipur	12	7	10	29
Rajasthan	4	2	14	20
Uttar Pradesh	10	10	18	38
West Bengal	123738	178331	149116	451185
Total	124470	180286	150223	454979

Table 316 - State-wise Details of Indigenous (Desi) fowl in Backyard Poultry by Age, Sex and Use (All)

Breed Name: Hasli				
State/Union Territories	Cocks	Hens	Chickens Below 5 Months	Total Fowl
1	2	3	4	5
Chhattisgarh	45	932	28	1005
Gujarat	6	12	30	48
Haryana	42	35	8	85
Kerala	57	168	33	258
Maharashtra	1852	5137	2156	9145
Odisha	20383	16044	37934	74361
Rajasthan	7	20	15	42
Uttar Pradesh	62	67	16	145
West Bengal	139	207	298	644
Total	22593	22622	40518	85733

Table 317 - State-wise Details of Indigenous (Desi) fowl in Backyard Poultry by Age, Sex and Use (All)

Breed Name: Kadaknath				
State/Union Territories	Cocks	Hens	Chickens Below 5 Months	Total Fowl
1	2	3	4	5
Andhra Pradesh	1157	1261	1602	4020
Assam	62	154	325	541
Bihar	835	1380	1999	4214
Chhattisgarh	9314	12932	16993	39239
Goa	70	229	122	421
Gujarat	117	149	880	1146
Haryana	761	1735	841	3337
Jammu & Kashmir	18	32	0	50
Jharkhand	1569	1833	2632	6034
Karnataka	367	1173	822	2362
Kerala	19861	59810	35768	115439
Madhya Pradesh	149540	173286	236165	558991
Maharashtra	169164	348629	171437	689230
Odisha	10	16	126	152
Punjab	172	369	263	804
Rajasthan	1381	1559	1940	4880
Sikkim	4	6	4	14
Tamil Nadu	6607	9853	10795	27255
Telangana	2537	5008	4870	12415
Tripura	104	247	214	565
Uttar Pradesh	38165	51544	23793	113502
Uttarakhand	3447	6401	2955	12803
West Bengal	334	577	1092	2003
Total	405596	678183	515638	1599417

Table 318 - State-wise Details of Indigenous (Desi) fowl in Backyard Poultry by Age, Sex and Use (All)

Breed Name: Kalahasthi				
State/Union Territories	Cocks	Hens	Chickens Below 5 Months	Total Fowl
1	2	3	4	5
Andhra Pradesh	1950	3786	4503	10239
Chhattisgarh	37	30	21	88
Gujarat	2	24	9	35
Haryana	5	9	0	14
Kerala	8	23	2	33
Maharashtra	203	497	497	1197
Rajasthan	5	7	0	12
Uttar Pradesh	3	3	3	9
West Bengal	32	58	19	109
Total	2245	4437	5054	11736

Table 319 - State-wise Details of Indigenous (Desi) fowl in Backyard Poultry by Age, Sex and Use (All)

Breed Name: Kashmir Favorolla				
State/Union Territories	Cocks	Hens	Chickens Below 5 Months	Total Fowl
1	2	3	4	5
Haryana	22	43	23	88
Jammu & Kashmir	118790	248492	228592	595874
Maharashtra	219	909	482	1610
Rajasthan	2	5	0	7
Uttar Pradesh	21	17	0	38
West Bengal	0	2	0	2
Total	119054	249468	229097	597619

Table 320 - State-wise Details of Indigenous (Desi) fowl in Backyard Poultry by Age, Sex and Use (All)

Breed Name: Kaunayen				
State/Union Territories	Cocks	Hens	Chickens Below 5 Months	Total Fowl
1	2	3	4	5
Arunachal Pradesh	1635	3346	5916	10897
Chhattisgarh	14	5	7	26
Haryana	2	4	0	6
Maharashtra	242	688	237	1167
Manipur	25926	29711	41851	97488
Uttar Pradesh	33	74	901	1008
West Bengal	7	57	50	114
Total	27859	33885	48962	110706

Table 321 - State-wise Details of Indigenous (Desi) fowl in Backyard Poultry by Age, Sex and Use (All)

Breed Name: Mewari				
State/Union Territories	Cocks	Hens	Chickens Below 5 Months	Total Fowl
1	2	3	4	5
Chhattisgarh	27	13	12	52
Gujarat	46	9	10	65
Haryana	18	47	24	89
Kerala	12	17	43	72
Maharashtra	6796	16229	16215	39240
Rajasthan	14991	26480	28721	70192
Uttar Pradesh	64	68	47	179
West Bengal	37	39	76	152
Total	21991	42902	45148	110041

Table 322 - State-wise Details of Indigenous (Desi) fowl in Backyard Poultry by Age, Sex and Use (All)

Breed Name: Miri				
State/Union Territories	Cocks	Hens	Chickens Below 5 Months	Total Fowl
1	2	3	4	5
Assam	843299	1382898	3158469	5384666
Chhattisgarh	17	15	16	48
Gujarat	150	800	0	950
Haryana	0	5	9	14
Kerala	15	33	10	58
Maharashtra	3680	7472	6641	17793
Rajasthan	1	4	2	7
Uttar Pradesh	15	19	12	46
West Bengal	10	28	28	66
Total	847187	1391274	3165187	5403648

Table 323 - State-wise Details of Indigenous (Desi) fowl in Backyard Poultry by Age, Sex and Use (All)

Breed Name: Nicobari				
State/Union Territories	Cocks	Hens	Chickens Below 5 Months	Total Fowl
1	2	3	4	5
A&N Islands	1724	3227	7213	12164
Chhattisgarh	19	13	69	101
Gujarat	2	0	4	6
Haryana	0	10	1	11
Kerala	7	15	18	40
Maharashtra	3293	4912	5003	13208
Uttar Pradesh	6	10	7	23
West Bengal	9	51	28	88
Total	5060	8238	12343	25641

Table 324- State-wise Details of Indigenous (Desi) fowl in Backyard Poultry by Age, Sex and Use (All)

Breed Name: Punjab Brown				
State/Union Territories	Cocks	Hens	Chickens Below 5 Months	Total Fowl
1	2	3	4	5
Chandigarh	149	168	32	349
Chhattisgarh	54	108	508	670
Gujarat	23	14	22	59
Haryana	22421	31849	29196	83466
Jammu & Kashmir	21	27	24	72
Kerala	9	39	13	61
Maharashtra	3305	7290	5424	16019
Punjab	16025	32320	15906	64251
Rajasthan	106	123	18	247
Tripura	9	16	3	28
Uttar Pradesh	759	680	36	1475
West Bengal	1152	919	91	2162
Total	44033	73553	51273	168859

Table 325 - State-wise Details of Indigenous (Desi) fowl in Backyard Poultry by Age, Sex and Use (All)

Breed Name: Tellichery				
State/Union Territories	Cocks	Hens	Chickens Below 5 Months	Total Fowl
1	2	3	4	5
Chhattisgarh	3	2	7	12
Gujarat	5	66	6	77
Haryana	9	17	3	29
Karnataka	710	790	765	2265
Kerala	26931	68272	42585	137788
Lakshadweep	43	106	67	216
Maharashtra	1449	3993	1441	6883
Nagaland	2	2	0	4
Uttar Pradesh	8	10	12	30
West Bengal	39	53	42	134
Total	29199	73311	44928	147438

Table 326 - State-wise Details of Indigenous (Desi) fowl in Backyard Poultry by Age, Sex and Use (All)

Breed Name: Other Desi Fowl				
State/Union Territories	Cocks	Hens	Chickens Below 5 Months	Total Fowl
1	2	3	4	5
A&N Islands	118645	263041	259345	641031
Andhra Pradesh	4274292	5680643	8591220	18546155
Arunachal Pradesh	223757	362533	720941	1307231
Assam	4225119	6889003	11781002	22895124
Bihar	1277596	1662924	2141408	5081928
Chandigarh	447	633	125	1205
Chhattisgarh	1272726	1684150	3876489	6833365
D&N Haveli	394	561	1393	2348
Daman & Diu	3506	9846	4049	17401
Goa	22205	40733	54997	117935
Gujarat	674197	1023146	1842167	3539510
Haryana	14489	17988	22149	54626
Himachal Pradesh	30382	59533	31748	121663
Jammu & Kashmir	188307	395004	277904	861215
Jharkhand	3657596	4420277	9626180	17704053
Karnataka	1907985	3257987	3163262	8329234
Kerala	511040	1353210	873587	2737837
Lakshadweep	11799	26517	23071	61387
Madhya Pradesh	1299391	1942060	3851578	7093029
Maharashtra	2492982	5550856	4217138	12260976
Manipur	360308	507468	856790	1724566
Meghalaya	884232	1254294	2881721	5020247
Mizoram	145520	230539	644128	1020187
Nagaland	295708	426050	1323240	2044998
Odisha	2783862	3684770	8220967	14689599
Puducherry	27072	67554	47651	142277
Punjab	17523	34894	30112	82529
Rajasthan	334138	525382	566629	1426149
Sikkim	65640	119371	164069	349080
Tamil Nadu	1087529	1843565	2300791	5231885
Telangana	1662772	2519470	4720354	8902596
Tripura	434299	764062	1469696	2668057
Uttar Pradesh	678019	861117	641727	2180863
Uttarakhand	104113	159587	125014	388714
West Bengal	7198187	12832301	12621940	32652428
Total	38285777	60471069	87974582	186731428

Table 327 - State-wise Details of Improved fowl in Backyard Poultry by Age, Sex and Use (All)

State/Union Territories	Cocks	Hens	Chickens Below 5 Months	Total Fowl
1	2	3	4	5
A&N Islands	22432	48583	54832	125847
Andhra Pradesh	351033	429036	515068	1295137
Arunachal Pradesh	24675	42044	87728	154447
Assam	236115	365390	576261	1177766
Bihar	715301	809854	1200658	2725813
Chandigarh	130	216	15	361
Chhattisgarh	126167	139772	207255	473194
D&N Haveli	407	2262	27	2696
Daman & Diu	106	413	0	519
Goa	4357	8803	7913	21073
Gujarat	42291	107113	264568	413972
Haryana	64250	74085	92277	230612
Himachal Pradesh	47206	66463	75081	188750
Jammu & Kashmir	190796	331040	281849	803685
Jharkhand	208370	253301	350742	812413
Karnataka	338808	557904	502872	1399584
Kerala	1502797	6030610	2668861	10202268
Lakshadweep	10501	28717	11136	50354
Madhya Pradesh	281090	435962	1017798	1734850
Maharashtra	938946	1767853	1513617	4220416
Manipur	378817	543354	1087708	2009879
Meghalaya	19436	32652	158209	210297
Mizoram	46459	88455	863285	998199
Nagaland	97151	126512	380735	604398
Odisha	279152	358718	529355	1167225
Puducherry	7498	17820	12297	37615
Punjab	47873	57974	66312	172159
Rajasthan	69003	119328	111498	299829
Sikkim	55157	59460	109710	224327
Tamil Nadu	1362809	2149506	2406176	5918491
Telangana	361395	852249	853933	2067577
Tripura	76700	113548	319930	510178
Uttar Pradesh	476072	491427	581125	1548624
Uttarakhand	118578	192375	273435	584388
West Bengal	2401995	4401205	4019823	10823023
Total	10903873	21104004	21202089	53209966

Table 328 - State-wise Details of Indigenous (Desi) fowl in Poultry Farm by Age, Sex and Use (All)

Breed Name: Ankaleshwar				
State/Union Territories	Cocks	Hens	Chickens Below 5 Months	Total Fowl
1	2	3	4	5
Bihar	4341	13833	7975	26149
Chhattisgarh	11000	0	22000	33000
D&N Haveli	55	20	0	75
Gujarat	1872	2813	4762	9447
Haryana	78001	445590	21810	545401
Maharashtra	1086	1029	3662	5777
West Bengal	0	2	8	10
Total	96355	463287	60217	619859

Table 329 - State-wise Details of Indigenous (Desi) fowl in Poultry Farm by Age, Sex and Use (All)

Breed Name: Aseel				
State/Union Territories	Cocks	Hens	Chickens Below 5 Months	Total Fowl
1	2	3	4	5
Andhra Pradesh	4786	7503	7701	19990
Bihar	957	26062	1856	28875
Chandigarh	33	117	1	151
Chhattisgarh	739	2071	998	3808
Gujarat	5	7	0	12
Haryana	3364	670389	155366	829119
Karnataka	71855	81791	122625	276271
Kerala	45	64	39	148
Maharashtra	78528	233950	146561	459039
Odisha	238	173	362	773
Punjab	13439	26830	29442	69711
Rajasthan	25	30	3010	3065
Tamil Nadu	747059	2861858	2228737	5837654
West Bengal	5489	4673	4173	14335
Total	926562	3915518	2700871	7542951

Table 330 - State-wise Details of Indigenous (Desi) fowl in Poultry Farm by Age, Sex and Use (All)

Breed Name: Busra				
State/Union Territories	Cocks	Hens	Chickens Below 5 Months	Total Fowl
1	2	3	4	5
Bihar	1677	1059	1844	4580
Chhattisgarh	0	2	0	2
Haryana	0	90000	1000	91000
Maharashtra	16777	34864	76115	127756
Total	18454	125925	78959	223338

Table 331 - State-wise Details of Indigenous (Desi) fowl in Poultry Farm by Age, Sex and Use (All)

Breed Name: Chittagong				
State/Union Territories	Cocks	Hens	Chickens Below 5 Months	Total Fowl
1	2	3	4	5
Bihar	505	502	2	1009
Gujarat	3	4	23	30
Haryana	400000	400000	416000	1216000
Maharashtra	8	35	9	52
Meghalaya	1	2	0	3
West Bengal	6	9	36	51
Total	400523	400552	416070	1217145

Table 332 - State-wise Details of Indigenous (Desi) fowl in Poultry Farm by Age, Sex and Use (All)

Breed Name: Danki				
State/Union Territories	Cocks	Hens	Chickens Below 5 Months	Total Fowl
1	2	3	4	5
Bihar	6	10	9	25
Gujarat	7000	1500	1500	10000
Maharashtra	19	50012	14	50045
Uttar Pradesh	1	0	0	1
West Bengal	23	522	68	613
Total	7049	52044	1591	60684

Table 333 - State-wise Details of Indigenous (Desi) fowl in Poultry Farm by Age, Sex and Use (All)

Breed Name: Daothigir				
State/Union Territories	Cocks	Hens	Chickens Below 5 Months	Total Fowl
1	2	3	4	5
Assam	127	254	873	1254
Bihar	2	6	0	8
Maharashtra	11	14	6	31
West Bengal	4	2	3	9
Total	144	276	882	1302

Table 334 - State-wise Details of Indigenous (Desi) fowl in Poultry Farm by Age, Sex and Use (All)

Breed Name: Ghagus				
State/Union Territories	Cocks	Hens	Chickens Below 5 Months	Total Fowl
1	2	3	4	5
Andhra Pradesh	1	1	1	3
Bihar	0	0	5	5
Haryana	0	195000	0	195000
Karnataka	5511	22510	75123	103144
Kerala	0	0	1500	1500
Maharashtra	154	2818	3110	6082
Total	5666	220329	79739	305734

Table 335 - State-wise Details of Indigenous (Desi) fowl in Poultry Farm by Age, Sex and Use (All)

Breed Name: Harringhata Black				
State/Union Territories	Cocks	Hens	Chickens Below 5 Months	Total Fowl
1	2	3	4	5
Maharashtra	23	25	2	50
West Bengal	52	60	619	731
Total	75	85	621	781

Table 336 - State-wise Details of Indigenous (Desi) fowl in Poultry Farm by Age, Sex and Use (All)

Breed Name: Hasli				
State/Union Territories	Cocks	Hens	Chickens Below 5 Months	Total Fowl
1	2	3	4	5
Maharashtra	25	49	4915	4989
Odisha	413	162	82	657
West Bengal	0	0	6	6
Total	438	211	5003	5652

Table 337 - State-wise Details of Indigenous (Desi) fowl in Poultry Farm by Age, Sex and Use (All)

Breed Name: Kadaknath				
State/Union Territories	Cocks	Hens	Chickens Below 5 Months	Total Fowl
1	2	3	4	5
Andhra Pradesh	12	55	30	97
Chandigarh	2465	2007	0	4472
Chhattisgarh	1247	3419	29430	34096
Goa	30	40	60	130
Gujarat	36	69	0	105
Haryana	4009	2009	21	6039
Karnataka	989	1869	1600	4458
Kerala	362	1542	742	2646
Madhya Pradesh	16751	29851	48144	94746
Maharashtra	16204	50574	39608	106386
Puducherry	39	40	0	79
Punjab	1	2	7	10
Rajasthan	13	48	0	61
Sikkim	30	50	50	130
Tamil Nadu	83	1136	277	1496
Uttar Pradesh	97178	6293	284	103755
Uttarakhand	4202	70000	5150	79352
Total	143651	169004	125403	438058

Table 338 - State-wise Details of Indigenous (Desi) fowl in Poultry Farm by Age, Sex and Use (All)

Breed Name: Kalahasthi				
State/Union Territories	Cocks	Hens	Chickens Below 5 Months	Total Fowl
1	2	3	4	5
Gujarat	8000	0	0	8000
Haryana	0	0	30000	30000
Total	8000	0	30000	38000

Table 339 - State-wise Details of Indigenous (Desi) fowl in Poultry Farm by Age, Sex and Use (All)

Breed Name: Kashmir Favorolla				
State/Union Territories	Cocks	Hens	Chickens Below 5 Months	Total Fowl
1	2	3	4	5
Jammu & Kashmir	1	2	4	7

Table 340 - State-wise Details of Indigenous (Desi) fowl in Poultry Farm by Age, Sex and Use (All)

Breed Name: Kaunayen				
State/Union Territories	Cocks	Hens	Chickens Below 5 Months	Total Fowl
1	2	3	4	5
Manipur	35	34	53	122
Uttar Pradesh	0	0	4000	4000
Total	35	34	4053	4122

Table 341 - State-wise Details of Indigenous (Desi) fowl in Poultry Farm by Age, Sex and Use (All)

Breed Name: Mewari				
State/Union Territories	Cocks	Hens	Chickens Below 5 Months	Total Fowl
1	2	3	4	5
Bihar	200	250	0	450
Haryana	0	0	999	999
Maharashtra	8	6	2	16
Rajasthan	114	1897	1107	3118
Total	322	2153	2108	4583

Table 342 - State-wise Details of Indigenous (Desi) fowl in Poultry Farm by Age, Sex and Use (All)

Breed Name: Miri				
State/Union Territories	Cocks	Hens	Chickens Below 5 Months	Total Fowl
1	2	3	4	5
Assam	621	936	885	2442
Chhattisgarh	0	4000	0	4000
Haryana	0	0	999	999
Maharashtra	0	4	0	4
Total	621	4940	1884	7445

Table 343 - State-wise Details of Indigenous (Desi) fowl in Poultry Farm by Age, Sex and Use (All)

Breed Name: Nicobari				
State/Union Territories	Cocks	Hens	Chickens Below 5 Months	Total Fowl
1	2	3	4	5
A&N Islands	200	312	460	972
Maharashtra	0	2	0	2
Total	200	314	460	974

Table 344 - State-wise Details of Indigenous (Desi) fowl in Poultry Farm by Age, Sex and Use (All)

Breed Name: Punjab Brown				
State/Union Territories	Cocks	Hens	Chickens Below 5 Months	Total Fowl
1	2	3	4	5
Bihar	200	3000	1100	4300
Haryana	82124	398474	648881	1129479
Maharashtra	1020	9034	1015	11069
Punjab	10214	5643	36236	52093
Total	93558	416151	687232	1196941

Table 345 - State-wise Details of Indigenous (Desi) fowl in Poultry Farm by Age, Sex and Use (All)

Breed Name: Tellichery				
State/Union Territories	Cocks	Hens	Chickens Below 5 Months	Total Fowl
1	2	3	4	5
Kerala	78	337	851	1266
Maharashtra	0	1	0	1
Total	78	338	851	1267

Table 346 - State-wise Details of Indigenous (Desi) fowl in Poultry Farm by Age, Sex and Use (All)

Breed Name: Other Desi Fowl				
State/Union Territories	Cocks	Hens	Chickens Below 5 Months	Total Fowl
1	2	3	4	5
A&N Islands	1392	2316	734	4442
Andhra Pradesh	1120693	9533824	7877279	18531796
Arunachal Pradesh	19	56	80	155
Assam	27319	21212	45544	94075
Bihar	84089	357591	231511	673191
Chandigarh	2000	2000	0	4000
Chhattisgarh	54810	277482	431802	764094
Goa	125	217	110	452
Gujarat	100052	386973	433260	920285
Haryana	29504	957518	508964	1495986
Himachal Pradesh	123	16580	18732	35435
Jammu & Kashmir	16505	23346	82078	121929
Jharkhand	134079	111980	80812	326871
Karnataka	678205	1776843	2306292	4761340
Kerala	6794	26740	170852	204386
Lakshadweep	820	1334	185	2339
Madhya Pradesh	149378	114840	170807	435025
Maharashtra	435619	1879123	2298762	4613504
Manipur	6581	7347	6555	20483
Meghalaya	664	1485	19329	21478
Mizoram	6	5	12	23
Nagaland	156	207	536	899
Odisha	75262	438919	674695	1188876
Puducherry	43	117	39	199
Punjab	8659	118065	54999	181723
Rajasthan	171899	435604	564947	1172450
Sikkim	219	1333	54	1606
Tamil Nadu	189294	596045	341006	1126345
Telangana	1729510	9814687	2511657	14055854
Tripura	144	449	702	1295
Uttar Pradesh	174698	413413	342582	930693
Uttarakhand	23450	12630	46425	82505
West Bengal	161723	277182	965952	1404857
Total	5383834	27607463	20187294	53178591

Table 347 - State-wise Details of Improved fowl in Poultry Farm by Age, Sex and Use (All)

State/Union Territories	Cocks	Hens	Chickens Below 5 Months	Total Fowl
1	2	3	4	5
A&N Islands	51156	245393	68085	364634
Andhra Pradesh	4247983	45995707	15813683	66057373
Arunachal Pradesh	600	1000	0	1600
Assam	188951	245660	127689	562300
Bihar	776977	2743330	3138644	6658951
Chandigarh	959	9122	22458	32539
Chhattisgarh	618064	4879887	3786931	9284882
D&N Haveli	43	15	8	66
Daman & Diu	0	18	0	18
Goa	1238	144323	57418	202979
Gujarat	2021833	7466462	7111356	16599651
Haryana	2563619	24696913	12506709	39767241
Himachal Pradesh	118575	102303	735162	956040
Jammu & Kashmir	286442	329260	4289190	4904892
Jharkhand	900903	1371266	1595854	3868023
Karnataka	3467674	17640991	22164934	43273599
Kerala	963569	1174648	11557121	13695338
Lakshadweep	16228	48273	31467	95968
Madhya Pradesh	814731	3389766	2463819	6668316
Maharashtra	3873135	15619864	25760585	45253584
Manipur	62184	75966	136568	274718
Meghalaya	5288	23761	35558	64607
Mizoram	30	1235	14511	15776
Nagaland	605	2662	7419	10686
Odisha	668305	3913170	4980630	9562105
Puducherry	922	2194	12102	15218
Punjab	1586943	10700286	4633302	16920531
Rajasthan	726495	7278119	3207699	11212313
Sikkim	456	1961	353	2770
Tamil Nadu	3556172	54063107	33490004	91109283
Telangana	6563476	28736968	12099781	47400225
Tripura	32813	36144	19558	88515
Uttar Pradesh	626000	4137259	2178853	6942112
Uttarakhand	325642	1616574	1785567	3727783
West Bengal	1475937	4018940	11141972	16636849
Total	36543948	240712547	184974990	462231485

Table 348 - State-wise Details of Indigenous (Desi) Duck in Backyard Poultry by Age, Sex and Use (All)

State/Union Territories	Drakes	Ducks	Ducklings	Total ducks
1	2	3	4	5
A&N Islands	28148	57065	39928	125141
Andhra Pradesh	84830	137084	126485	348399
Arunachal Pradesh	23671	33965	56024	113660
Assam	2550671	4138624	4986197	11675492
Bihar	169466	213203	172472	555141
Chandigarh	0	7	0	7
Chhattisgarh	33781	45534	70465	149780
Dadra And Nagar Haveli	997	464	140	1601
Daman And Diu	6	31	7	44
Goa	243	447	126	816
Gujarat	1757	2129	1479	5365
Haryana	1630	2875	1144	5649
Himachal Pradesh	77	135	66	278
Jammu And Kashmir	8365	18354	5271	31990
Jharkhand	437816	501763	702506	1642085
Karnataka	3045	6979	2816	12840
Kerala	53976	206839	43603	304418
Lakshadweep	1245	3058	1404	5707
Madhya Pradesh	1913	3352	1613	6878
Maharashtra	6509	13885	6035	26429
Manipur	291542	434776	548444	1274762
Meghalaya	9039	25139	17057	51235
Mizoram	1914	3099	5376	10389
Nagaland	21201	30015	81481	132697
Odisha	74617	109894	133488	317999
Puducherry	695	6061	1805	8561
Punjab	263	856	522	1641
Rajasthan	1621	2783	1962	6366
Sikkim	340	423	144	907
Tamil Nadu	31329	76021	42007	149357
Telangana	11119	18926	18321	48366
Tripura	164377	354016	262517	780910
Uttar Pradesh	52795	87091	44575	184461
Uttarakhand	2644	5652	1489	9785
West Bengal	2884149	5329360	2809923	11023432
Total	6955791	11869905	10186892	29012588

Table 349 - State-wise Details of Improved Duck in Backyard Poultry by Age, Sex and Use (All)

State/Union Territories	Drakes	Ducks	Ducklings	Total ducks
1	2	3	4	5
A&N Islands	326	753	1791	2870
Andhra Pradesh	2608	5659	2933	11200
Arunachal Pradesh	2085	3711	4962	10758
Assam	62814	108481	171942	343237
Bihar	38712	43003	42582	124297
Chandigarh	0	2	0	2
Chhattisgarh	743	1116	1579	3438
Goa	55	135	18	208
Gujarat	1176	1198	1169	3543
Haryana	176	957	147	1280
Himachal Pradesh	18	52	26	96
Jammu And Kashmir	344	583	142	1069
Jharkhand	12827	17956	20331	51114
Karnataka	215	377	249	841
Kerala	106935	456998	96354	660287
Lakshadweep	332	1075	546	1953
Madhya Pradesh	189	318	244	751
Maharashtra	1223	3797	1213	6233
Manipur	96724	144283	181595	422602
Meghalaya	1837	4419	3086	9342
Mizoram	461	630	1176	2267
Nagaland	6204	9450	16741	32395
Odisha	7861	11099	8507	27467
Puducherry	190	1048	410	1648
Punjab	37	94	39	170
Rajasthan	205	268	129	602
Sikkim	31	57	28	116
Tamil Nadu	9073	19826	10105	39004
Telangana	1063	1324	1352	3739
Tripura	18373	28521	23085	69979
Uttar Pradesh	11225	14353	8286	33864
Uttarakhand	2084	3879	1623	7586
West Bengal	405704	753458	456049	1615211
Total	791850	1638880	1058439	3489169

Table 350 - State-wise Details of Indigenous (Desi) Duck in Poultry Farm by Age, Sex and Use (All)

State/Union Territories	Drakes	Ducks	Ducklings	Total ducks
1	2	3	4	5
A&N Islands	412	912	1537	2861
Andhra Pradesh	94	249	158	501
Arunachal Pradesh	81	159	146	386
Assam	12504	8144	7458	28106
Bihar	1338	2075	312	3725
Chhattisgarh	146	5188	25	5359
Goa	5	11	212	228
Gujarat	10	25	3	38
Haryana	1063	1927	249	3239
Himachal Pradesh	13	21	1	35
Jammu & Kashmir	5	33	6	44
Jharkhand	443	649	778	1870
Karnataka	53	166	31	250
Kerala	9680	63633	299770	373083
Lakshadweep	0	0	80	80
Madhya Pradesh	23	63	40	126
Maharashtra	194	519	143	856
Manipur	4158	5522	7163	16843
Meghalaya	7	21	3	31
Nagaland	38	71	126	235
Odisha	129	301	353	783
Puducherry	2	4	0	6
Punjab	9	17	7	33
Rajasthan	38	94	31	163
Sikkim	1	1	0	2
Tamil Nadu	1631	5248	2693	9572
Telangana	209	562	220	991
Tripura	62	126	25	213
Uttar Pradesh	129	700	215	1044
Uttarakhand	4179	5244	153	9576
West Bengal	2431	3981	2279	8691
Total	39087	105666	324217	468970

Table 351 - State-wise Details of Improved Duck in Poultry Farm by Age, Sex and Use (All)

State/Union Territories	Drakes	Ducks	Ducklings	Total ducks
1	2	3	4	5
A&N Islands	100	555	1282	1937
Andhra Pradesh	32	45	8	85
Assam	340	562	6	908
Bihar	986	1190	571	2747
Chandigarh	9	16	0	25
Chhattisgarh	14	27	100	141
Goa	14	7	0	21
Gujarat	3	9	5	17
Haryana	1790	4428	6067	12285
Jharkhand	1467	3606	4848	9921
Karnataka	2	2	0	4
Kerala	55932	139827	242956	438715
Lakshadweep	58	145	65	268
Madhya Pradesh	8	23	6	37
Maharashtra	61	475	29	565
Manipur	1041	1881	1619	4541
Meghalaya	4	21	0	25
Mizoram	38	300	100	438
Odisha	1821	2349	861	5031
Puducherry	7	7	2	16
Punjab	7	14	0	21
Rajasthan	18	60	0	78
Sikkim	1	1	0	2
Tamil Nadu	852	1034	1656	3542
Telangana	18	35	32	85
Tripura	212	994	2401	3607
Uttar Pradesh	16	16	0	32
Uttarakhand	5425	6530	90	12045
West Bengal	28744	5278	7955	41977
Total	99020	169437	270659	539116

Table 352 - State-wise Details of Turkey in Backyard Poultry by Age, Sex and Use (All)

State/Union Territories	Turkey Male	Turkey Female	Total Turkey
1	2	3	4
A&N Islands	300	592	892
Andhra Pradesh	13111	19590	32701
Arunachal Pradesh	138	201	339
Assam	48345	95613	143958
Bihar	1007	1268	2275
Chandigarh	2	5	7
Chhattisgarh	220	277	497
Daman And Diu	2	5	7
Goa	56	93	149
Gujarat	2382	2780	5162
Haryana	158	330	488
Himachal Pradesh	228	189	417
Jammu And Kashmir	1145	454	1599
Jharkhand	14366	19746	34112
Karnataka	2197	3157	5354
Kerala	7533	13382	20915
Lakshadweep	124	242	366
Madhya Pradesh	2717	3142	5859
Maharashtra	5520	10768	16288
Manipur	2013	2856	4869
Meghalaya	9	11	20
Mizoram	70	106	176
Nagaland	2568	3524	6092
Odisha	394	564	958
Puducherry	1180	2392	3572
Punjab	240	430	670
Rajasthan	1278	2015	3293
Sikkim	30	42	72
Tamil Nadu	11956	21424	33380
Telangana	4445	7569	12014
Tripura	1093	1707	2800
Uttar Pradesh	17896	24595	42491
Uttarakhand	2026	1407	3433
West Bengal	15825	22175	38000
Total	160574	262651	423225

Table 353 - State-wise Details of Turkey in Poultry Farm by Age, Sex and Use (All)

State/Union Territories	Turkey Male	Turkey female	Total Turkey
1	2	3	4
A&N Islands	32	61	93
Andhra Pradesh	822	2749	3571
Assam	44	337	381
Bihar	12	13	25
Chandigarh	4	10	14
Chhattisgarh	1	0	1
Goa	9	39	48
Gujarat	3	5	8
Haryana	212	623	835
Jammu & Kashmir	13	50	63
Jharkhand	43	123	166
Karnataka	20	34	54
Kerala	2456	4260	6716
Madhya Pradesh	67	70	137
Maharashtra	109	5911	6020
Manipur	3	8	11
Meghalaya	3	9	12
Mizoram	27	140	167
Odisha	9	9	18
Puducherry	30	83	113
Punjab	3	1	4
Rajasthan	13	27	40
Sikkim	1	0	1
Tamil Nadu	958	3880	4838
Telangana	57	400	457
Uttar Pradesh	11	18	29
West Bengal	337	838	1175
Total	5299	19698	24997

Table 354 - State-wise Details of Other Poultry in Backyard Poultry by Age, Sex and Use (All)

State/Union Territories	Quails	Other Poultry birds	Total Other
1	2	3	4
A&N Islands	3579	277	3856
Andhra Pradesh	69039	60761	129800
Arunachal Pradesh	22	75	97
Assam	512630	212723	725353
Bihar	46743	71202	117945
Chandigarh	31	207	238
Chhattisgarh	6780	10257	17037
Dadra And Nagar Haveli	43	3	46
Daman And Diu	31	78	109
Goa	53	184	237
Gujarat	5095	8544	13639
Haryana	12537	33613	46150
Himachal Pradesh	1033	2369	3402
Jammu And Kashmir	2760	5406	8166
Jharkhand	27426	58864	86290
Karnataka	30029	14992	45021
Kerala	508714	31406	540120
Lakshadweep	5166	632	5798
Madhya Pradesh	12136	23012	35148
Maharashtra	221066	258022	479088
Manipur	16638	11831	28469
Meghalaya	0	251	251
Mizoram	72	7	79
Nagaland	404	379	783
Odisha	18693	28833	47526
Puducherry	12948	635	13583
Punjab	4556	6395	10951
Rajasthan	10459	14378	24837
Sikkim	926	845	1771
Tamil Nadu	45308	45876	91184
Telangana	47356	46437	93793
Tripura	21328	20550	41878
Uttar Pradesh	106384	209558	315942
Uttarakhand	42874	16602	59476
West Bengal	139411	207533	346944
Total	1932270	1402737	3335007

Table 355 - State-wise Details of Other Poultry in Poultry Farm by Age, Sex and Use (All)

State/Union Territories	Quails	Other Poultry Birds	Total Other
1	2	3	4
A&N Islands	2007	149	2156
Andhra Pradesh	929909	51865	981774
Assam	24427	4836	29263
Bihar	44875	2020	46895
Chandigarh	4614	492	5106
Chhattisgarh	2835	20001	22836
Goa	0	71	71
Gujarat	20	5933	5953
Haryana	119086	385637	504723
Himachal Pradesh	13300	22535	35835
Jammu & Kashmir	24964	10549	35513
Jharkhand	1150	1616	2766
Karnataka	29344	132	29476
Kerala	260583	1462	262045
Madhya Pradesh	13123	12882	26005
Maharashtra	742347	796395	1538742
Manipur	16208	34	16242
Meghalaya	75	4	79
Odisha	54897	9067	63964
Puducherry	13102	10	13112
Punjab	11200	45639	56839
Rajasthan	58266	238818	297084
Tamil Nadu	1417699	6101	1423800
Telangana	932913	64962	997875
Tripura	0	9	9
Uttar Pradesh	70531	3168	73699
Uttarakhand	34552	6686	41238
West Bengal	64355	42590	106945
Total	4886382	1733663	6620045

Annexure – XI
Dogs, Rabbits and Elephants



Table 356: Details of Dogs in Rural and Urban Combined

State/Union Territories	Dogs		
	Male	Female	Total
1	2	3	4
A&N Islands	15450	4988	20438
Andhra Pradesh	267780	124043	391823
Arunachal Pradesh	54087	45183	99270
Assam	313164	174018	487182
Bihar	77045	31336	108381
Chandigarh	8031	2975	11006
Chhattisgarh	100657	31285	131942
D&N Haveli	287	44	331
Daman And Diu	386	82	468
Delhi	110722	39731	150453
Goa	69734	17242	86976
Gujarat	46992	18909	65901
Haryana	44860	16818	61678
Himachal Pradesh	164448	19341	183789
Jammu And Kashmir	95881	17862	113743
Jharkhand	89387	31009	120396
Karnataka	991677	297187	1288864
Kerala	624046	212229	836275
Madhya Pradesh	242477	61090	303567
Maharashtra	752568	183088	935656
Manipur	131811	79298	211109
Meghalaya	148143	102150	250293
Mizoram	38097	31763	69860
Nagaland	85520	70157	155677
Odisha	48230	18032	66262
Puducherry	11675	5662	17337
Punjab	256402	76286	332688
Rajasthan	212427	60960	273387
Sikkim	27558	10869	38427
Tamil Nadu	1052270	244385	1296655
Telangana	242392	112676	355068
Tripura	20907	9431	30338
Uttar Pradesh	317202	104927	422129
Uttarakhand	194430	36858	231288
West Bengal	201636	83746	285382
All India	7058379	2375660	9434039

Table 357: Details of Rabbits in Rural and Urban Combined

State/Union Territories	Rabbits		
	Male	Female	Total
1	2	3	4
A&N Islands	216	308	524
Andhra Pradesh	5918	8149	14067
Arunachal Pradesh	432	606	1038
Assam	14384	15953	30337
Bihar	16791	16592	33383
Chandigarh	161	82	243
Chhattisgarh	6126	7055	13181
D&N Haveli	4	2	6
Daman And Diu	4	5	9
Delhi	4398	2308	6706
Goa	237	188	425
Gujarat	3300	3678	6978
Haryana	2221	2291	4512
Himachal Pradesh	1155	1401	2556
Jammu And Kashmir	871	1089	1960
Jharkhand	13214	10993	24207
Karnataka	10441	18759	29200
Kerala	29734	62959	92693
Lakshadweep	146	360	506
Madhya Pradesh	5593	4249	9842
Maharashtra	9761	8832	18593
Manipur	4572	5838	10410
Meghalaya	763	961	1724
Mizoram	132	218	350
Nagaland	24012	33717	57729
Odisha	1712	1757	3469
Puducherry	484	887	1371
Punjab	1415	1694	3109
Rajasthan	7685	8770	16455
Sikkim	193	429	622
Tamil Nadu	10889	15624	26513
Telangana	6369	8787	15156
Tripura	2262	3342	5604
Uttar Pradesh	20407	15297	35704
Uttarakhand	2156	2472	4628
West Bengal	34004	42127	76131
All India	242162	307779	549941

Table 358: Details of Elephants in Rural and Urban Combined

State/Union Territories	Rabbits		
	Male	Female	Total
1	2	3	4
A&N Islands	12	31	43
Andhra Pradesh	6	10	16
Arunachal Pradesh	58	39	97
Assam	185	178	363
Bihar	44	19	63
Goa	3	7	10
Gujarat	17	33	50
Haryana	3	2	5
Jammu And Kashmir	1	0	1
Karnataka	43	34	77
Kerala	369	100	469
Madhya Pradesh	14	9	23
Maharashtra	24	24	48
Puducherry	0	2	2
Rajasthan	5	115	120
Tamil Nadu	31	49	80
Telangana	2	3	5
Tripura	13	13	26
Uttar Pradesh	127	131	258
Uttarakhand	0	1	1
West Bengal	6	4	10
All India	963	804	1767

Annexure – XII

**Details of all Livestock and Poultry Species-wise
of Delhi based on 20th Livestock Census by age,
sex and use**



Table 1: Total Number of Livestock and Poultry

State/UT	Rural		Urban		Total Livestock (Rural+Urban)	
	Livestock	Poultry	Livestock	Poultry	Total Livestock	Total Poultry
1	2	3	4	5	6	7
Delhi	161781	4515	146474	6499	308255	11014
All India	513942885	812164946	22766316	39612168	536709201	851777114

Table 2: Details of Bovine by Sex [Rural+Urban]

State/UT	Male			Female			Total Bovine (Male+Female)		
	Rural	Urban	Total	Rural	Urban	Total	Total Rural	Total Urban	Total Rural+Urban
1	2	3	4	5	6	7	8	9	10
Delhi	11324	10418	21742	140666	119766	260432	151990	130184	282174
All India	55608016	1412579	57020595	234843049	11928379	246771428	290451065	13340958	303792023

Table 3: Details of Cattle by Age, Sex and Use Exotic/Crossbred Cattle for Male [Rural]

State/ Union Territory	Male							Total Male
	Up to 1 & 1/2 Years	Over 1 & 1/2 Years					Total Male	
		Used for Breeding Only	Used for Agriculture only	Used for Agriculture & Breeding Only	Used for Bullock cart / Farm operation	Others		
1	2	3	4	5	6	7	8	
Delhi	1417	160	29	36	80	426	2148	
All India	2002661	218644	712473	143532	150670	124056	3352036	

Table 3 [Contd.]: Details of Cattle by Age, Sex and Use Exotic/Crossbred Cattle for Female [Rural]

State/ Union Territory	Female							Total Exotic/Cross-Bred Cattle
	Under 1 Year	Over 2 & 1/2 Years					Total Female	
		1 to 2 & 1/2 Years	In milk	Dry	Not Calved Once	Others		
1	2	3	4	5	6	7	8	9
Delhi	5837	3777	13352	1898	304	782	25950	28098
All India	10695095	7989480	18792736	5387408	1097530	405092	44367341	47719377

Table 4: Details of Indigenous (Pure/Graded/Non-descript) Cattle by Age, Sex and Use for Male [Rural]

State/ Union Territory	Male							Total Male
	Up to 2 Years	Over 2 Years					Total Male	
		Used for breeding only	Used for Agriculture Only	Used for Agriculture & breeding only	Used for Bullock cart / Farm Operation	Others		
1	2	3	4	5	6	7	8	
Delhi	2466	1392	101	54	84	1346	5443	
All India	11057277	1813986	25074754	2133545	2164197	906362	43150121	

Table 4[Contd.]: Details of Indigenous (Pure/Graded/Non-descript) Cattle by Age, Sex and Use for Female and Total Cattle [Rural]

State/ Union Territory	Female							Total Male + Female	Total Cattle
	Under 1 Year	Over 3 Years					Total Female		
		1 to 3 Years	In Milk	Dry	Not Calved Once	Others			
1	2	3	4	5	6	7	8	9	10
Delhi	8255	6054	14006	3387	1395	492	33589	39032	67130
All India	23381554	19473780	30611382	15959244	3484620	1472774	94383354	137533475	185252852

Table 5: Details of Exotic/Crossbred Cattle by Age, Sex and Use for Male [Urban]

State/ Union Territory	Male							Total Male
	Up to 1 & 1/2 Years	Over 1 & 1/2 Years						
		Used for Breeding Only	Used for Agriculture Only	Used for Agriculture & Breeding only	Used for Bullock Cart / Farm operation	Others		
1	2	3	4	5	6	7	8	
Delhi	1079	1029	110	47	43	1467	3775	
All India	160302	25491	25185	10731	10372	21130	253211	

Table 5 [Contd]: Details of Exotic/Crossbred Cattle by Age, Sex and Use for Female and Total Exotic/Crossbred Cattle [Urban]

State/ Union Territory	Female							Total Exotic/Crossbred Cattle
	Under 1 Year	Over 2 & 1/2 Years					Total Female	
		1 to 2 & 1/2 Years	In Milk	Dry	Not Calved Once	Others		
1	2	3	4	5	6	7	8	9
Delhi	2195	2646	8383	2833	463	1515	18035	21810
All India	788926	555553	1515245	378235	89857	44922	3372738	3625949

Table 6: Details of Indigenous (Pure/Graded/Non-descript) Cattle by Age, Sex and Use for Male [Urban]

State/ Union Territory	Male							Total Male
	Up to 2 Years	Over 2 Years						
		Used for Breeding only	Used for Agriculture Only	Used for Agriculture & Breeding Only	Used for Bullock cart / Farm Operation	Others		
1	2	3	4	5	6	7	8	
Delhi	2205	411	131	127	228	1145	4247	
All India	328067	54300	275305	32167	39898	68011	797748	

Table 6[Contd.]: Details of Indigenous (Pure/Graded/Non-descript) Cattle by Age, Sex and Use for Female and Total Cattle [Urban]

State/ Union Territory	Female							Total Male + Female	Total Cattle
	Under 1 Year	Over 3 Years					Total Female		
		1 to 3 Years	In Milk	Dry	Not Calved Once	Others			
1	2	3	4	5	6	7	8	9	10
Delhi	6427	6146	12192	3554	1390	1653	31362	35609	57419
All India	915268	730225	1384630	576617	134323	83375	3824438	4622186	8248135

Table 7: Details of Exotic/Crossbred/ Other Exotic-Crossbred Cattle by Age, Sex and Use Combined for Male [Rural+Urban]

State/ Union Territory	Male							Total Male
	Up to 1 & 1/2 Years	Over 1 & 1/2 Years						
		Used for Breeding only	Used for Agriculture Only	Used for Agriculture & Breeding Only	Used for Bullock cart / Farm Operation	Others		
1	2	3	4	5	6	7	8	
Delhi	2496	1189	139	83	123	1893	5923	
All India	2162963	244135	737658	154263	161042	145186	3605247	

Table 7[Contd.]: Details of Exotic/Crossbred/ Other Exotic-Crossbred Cattle by Age, Sex and Use Combined for Female and Total Exotic/Crossbred Cattle [Rural+Urban]

State/ Union Territory	Female							Total Exotic/ Crossbred
	Under 1 Year	Over 2 & 1/2 Years					Total Female	
		1 to 2 & 1/2 Years	In Milk	Dry	Not Calved Once	Others		
1	2	3	4	5	6	7	8	9
Delhi	8032	6423	21735	4731	767	2297	43985	49908
All India	11484021	8545033	20307981	5765643	1187387	450014	47740079	51345326

Table 8: Details of Total Indigenous (Pure/Graded/Non-descript) Cattle by Age, Sex and Use Combined for Male [Rural+Urban]

State/ Union Territory	Male							Total Male
	Up to 2 Years	Over 2 Years						
		Used for Breeding Only	Used for Agriculture Only	Used for Agriculture & Breeding Only	Used for Bullock cart / Farm Operation	Others		
1	2	3	4	5	6	7	8	
Delhi	4671	1803	232	181	312	2491	9690	
All India	11385344	1868286	25350059	2165712	2204095	974373	43947869	

Table 8[Contd.]: Details of Total Indigenous (pure/graded/Non-descript) Cattle by Age, Sex and Use Combined for Female, Total Indigenous Cattle and Total Cattle [Rural+Urban]

State/ Union Territory	Female							Total Indigenous Cattle	Total Cattle
	Under 1 Year	Over 3 Years					Total Female		
		1 to 3 Years	In Milk	Dry	Not Calved Once	Others			
1	2	3	4	5	6	7	8	9	10
Delhi	14682	12200	26198	6941	2785	2145	64951	74641	124549
All India	24296822	20204005	31996012	16535861	3618943	1556149	98207792	142155661	193500987

Table 9: Details of Buffaloes by Age, Sex and Use for Male [Rural]

State/ Union Territory	Male						Total Male
	Up to 2 Years	Over 2 Years				Others	
		Used for Breeding Only	Used for Agriculture Only	Used for Agriculture & Breeding Only	Used for Bullock cart / Farm Operation		
1	2	3	4	5	6	7	8
Delhi	2814	426	99	142	174	78	3733
All India	5441428	626951	1920409	353180	330075	238659	8910702

Table 9[Contd.]: Details of Buffaloes by Age, Sex and Use for Female and Total Buffaloes [Rural]

State/ Union Territory	Female							Total Buffaloes
	Under 1 Year	Over 3 Years					Total Female	
		1 to 3 Years	In Milk	Dry	Not Calved Once	Others		
1	2	3	4	5	6	7	8	9
Delhi	17623	11353	46270	3921	1135	825	81127	84860
All India	23406546	20195473	36045688	12492265	2695869	1016888	95852729	104763431

Table 10: Details of Buffaloes by Age, Sex and Use for Male [Urban]

State/ Union Territory	Male						Total Male
	Up to 2 Years	Over 2 Years				Others	
		Used for Breeding only	Used for Agriculture Only	Used for Agriculture & Breeding Only	Used for Bullock cart / Farm Operation		
1	2	3	4	5	6	7	8
Delhi	788	339	305	301	267	396	2396
All India	239488	39429	39296	13794	12951	13161	358119

Table 10[Contd.]: Details of Buffaloes by Age, Sex and Use for Female and Total Buffaloes [Urban]

State/ Union Territory	Female							Total Buffaloes
	Under 1 Year	Over 3 Years					Total Female	
		1 to 3 Years	In Milk	Dry	Not Calved Once	Others		
1	2	3	4	5	6	7	8	9
Delhi	10958	8816	44198	3652	1468	1277	70369	72765
All India	1072616	819840	2125436	508987	131835	66897	4725611	5083730

Table 11: Details of Buffaloes by Age, Sex and Use Combined for Male [Rural+Urban]

State/ Union Territory	Male						Total Male
	Up to 2 Years	Over 2 Years				Others	
		Used for Breeding Only	Used for Agriculture Only	Used for Agriculture & Breeding Only	Used for Bullock Cart/Farm Operation		
1	2	3	4	5	6	7	8
Delhi	3602	765	404	443	441	474	6129
All India	5680916	666380	1959705	366974	343026	251820	9268821

Table 11[Contd.]: Details of Buffaloes by Age, Sex and Use Combined for Female and Total Buffaloes [Rural+Urban]

State/ Union Territory	Female						Total Female	Total Buffaloes
	Under 1 Year	Over 3 Years				Others		
		1 to 3 Years	In Milk	Dry	Not Calved Once			
1	2	3	4	5	6	7	8	9
Delhi	28581	20169	90468	7573	2603	2102	151496	157625
All India	24479162	21015313	38171124	13001252	2827704	1083785	100578340	109847161

Table 12: Details of Mithun by Age and Sex [Rural]

State/ Union Territory	Male			Female			Total Mithun
	Up to 3 Years	over 3 Years	Total Male	Up to 3 Years	over 3 Years	Total Female	
1	2	3	4	5	6	7	8
Delhi	0	0	0	0	0	0	0
All India	77126	92051	169177	87860	120281	208141	377318

Table 13: Details of Mithun by Age and Sex [Urban]

State/ Union Territory	Male			Female			Total Mithun
	Up to 3 Years	over 3 Years	Total Male	Up to 3 Years	over 3 Years	Total Female	
2	3	4	5	6	7	8	9
Delhi	0	0	0	0	0	0	0
All India	1518	1944	3462	2103	3422	5525	8987

Table 14: Details of Mithun by Age and Sex Combined [Rural+Urban]

State/ Union Territory	Male			Female			Total Mithun
	Up to 3 Years	Over 3 Years	Total Male	Up to 3 Years	Over 3 Years	Total Female	
2	3	4	5	6	7	8	9
Delhi	0	0	0	0	0	0	0
All India	78644	93995	172639	89963	123703	213666	386305

Table 15: Details of Yaks by Age and Sex [Rural]

State/ Union Territory	Male			Female			Total Yaks
	Up to 3 Years	Over 3 Years	Total Male	Up to 3 Years	Over 3 Years	Total Female	
1	2	3	4	5	6	7	8
Delhi	0	0	0	0	0	0	0
All India	8731	17249	25980	10911	20573	31484	57464

Table 16: Details of Yaks by Age and Sex [Urban]

State/ Union Territory	Male			Female			Total Yaks
	Up to 3 Years	Over 3 Years	Total Male	Over 2 Years			
				Up to 3 Years	Over 3 Years	Total Female	
1	2	3	4	5	6	7	8
Delhi	0	0	0	0	0	0	0
All India	13	26	39	31	36	67	106

Table 17: Details of Yaks by Age and Sex Combined [Rural+Urban]

State/ Union Territory	Male			Female			Total Yaks
	Up to 3 Years	Over 3 Years	Total Male	Up to 3 Years	Over 3 Years	Total Female	
1	2	3	4	5	6	7	8
Delhi	0	0	0	0	0	0	0
All India	8744	17275	26019	10942	20609	31551	57570

Table 18: Details of Sheep by Age and Sex for Exotic/Crossbred [Rural]

State/ Union Territory	Male			Female			Total Exotic/Cross-Bred Sheep
	Up to 1 year	1 Year & Above	Total Male	Up to 1 Year	1 Year & Above	Total Female	
1	2	3	4	5	6	7	8
Delhi	10	11	21	17	18	35	56
All India	346469	433794	780263	1036184	2110576	3146760	3927023

Table 19: Details of Sheep by Age and Sex for Indigenous and Total Sheep [Rural]

State/ Union Territory	Male			Female			Total Indigenous Sheep	Total Sheep
	Up to 1 Year	1 Year & Above	Total Male	Up to 1 Year	1 Year & Above	Total Female		
1	2	3	4	5	6	7	8	9
Delhi	40	51	91	236	366	602	693	749
All India	6493586	5636771	12130357	17528174	38640124	56168298	68298655	72225678

Table 20: Details of Sheep by Age and Sex for Exotic/Crossbred [Urban]

State/ Union Territory	Male			Female			Total Exotic/Crossbred Sheep
	Up to 1 Year	1 Year & Above	Total Male	Up to 1 Year	1 Year & Above	Total Female	
1	2	3	4	5	6	7	8
Delhi	167	537	704	38	32	70	774
All India	22320	27060	49380	39988	71918	111906	161286

Table 21: Details of Sheep by Age and Sex for Indigenous and Total Sheep [Urban]

State/ Union Territory	Male			Female			Total Indigenous Sheep	Total Sheep
	Up to 1 Year	1 Year & Above	Total Male	Up to 1 Year	1 Year & Above	Total Female		
1	2	3	4	5	6	7	8	9
Delhi	96	116	212	95	163	258	470	1244
All India	200138	202971	403109	463136	1008467	1471603	1874712	2035998

Table 22: Details of Sheep by Age and Sex Combined for Exotic/Crossbred [Rural+Urban]

State/ Union Territory	Male			Female			Total Exotic/Crossbred Sheep
	Up to 1 Year	1 Year & Above	Total Male	Up to 1 year	1 Year & Above	Total Female	
1	2	3	4	5	6	7	8
Delhi	177	548	725	55	50	105	830
All India	368789	460854	829643	1076172	2182494	3258666	4088309

Table 23: Details of Sheep by Age and Sex Combined for Indigenous and Total Sheep [Rural+Urban]

State/ Union Territory	Male			Female			Total Indigenous Sheep	Total Sheep
	Up to 1 Year	1 Year & Above	Total Male	Up to 1 Year	1 Year & Above	Total Female		
1	2	3	4	5	6	7	8	9
Delhi	136	167	303	331	529	860	1163	1993
All India	6693724	5839742	12533466	17991310	39648591	57639901	70173367	74261676

Table 24: Details of Goat by Age, Sex and Use [Rural]

State/ Union Territory	Male			Female				Total Female	Total Goats
	Up to 1 Year	1 Year & Above	Total Male	Under 1 Year	1 Year & Above				
					In Milk	Dry	Not Calved Once		
1	2	3	4	5	6	7	8	9	10
Delhi	568	688	1256	1526	2240	814	197	4777	6033
All India	16295041	14288937	30583978	38861229	39901535	26821943	6253137	111837844	142421822

Table 25: Details of Goat by Age, Sex and Use [Urban]

State/ Union Territory	Male			Female				Total Female	Total Goats
	Up to 1 Year	1 Year & Above	Total Male	Under 1 Year	1 Year & Above				
					In Milk	Dry	Not Calved Once		
1	2	3	4	5	6	7	8	9	10
Delhi	1672	1847	3519	2451	3710	874	408	7443	10962
All India	784643	729090	1513733	1724459	1925895	999086	286316	4935756	6449489

Table 26: Details of Goat by Age, Sex and Use Combined [Rural+Urban]

State/ Union Territory	Male			Female				Total Female	Total Goats
	Up to 1 Year	1 Year & Above	Total Male	Under 1 Year	1 Year & Above				
					In milk	Dry	Not calved once		
1	2	3	4	5	6	7	8	9	10
Delhi	2240	2535	4775	3977	5950	1688	605	12220	16995
All India	17079684	15018027	32097711	40585688	41827430	27821029	6539453	116773600	148871311

Table 27: Details of Pig by Age and Sex Exotic/Crossbred [Rural]

State/ Union Territory	Male			Female			Total Exotic/Crossbred Pig
	Under 6 Months	6 Months & Above	Total Male	Under 6 Months	6 Months & Above	Total Female	
1	2	3	4	5	6	7	8
Delhi	37	46	83	104	91	195	278
All India	421584	374318	795902	429072	400933	830005	1625907

Table 28: Details of Pigs by Age & Sex for Indigenous and Total Pigs [Rural]

State/ Union Territory	Male			Female			Total Indigenous Pigs	Total Pigs
	Under 6 Months	6 Months & Above	Total Male	Under 6 Months	6 Months & Above	Total Female		
1	2	3	4	5	6	7	8	9
Delhi	203	376	579	357	498	855	1434	1712
All India	1337349	1300419	2637768	1950901	1898997	3849898	6487666	8113573

Table 29: Details of Pigs by Age and Sex for Exotic/Crossbred [Urban]

State/ Union Territory	Male			Female			Total Exotic/Crossbred Pig
	Under 6 Months	6 Months & Above	Total Male	Under 6 Months	6 Months & Above	Total Female	
1	2	3	4	5	6	7	8
Delhi	95	105	200	81	91	172	372
All India	65143	61135	126278	69040	67788	136828	263106

Table 30: Details of Pig by Age & Sex for Indigenous and Total Pigs [Urban]

State/ Union Territory	Male			Female			Total Indigenous Pigs	Total Pigs
	Under 6 Months	6 Months & Above	Total Male	Under 6 Months	6 Months & Above	Total Female		
1	2	3	4	5	6	7	8	9
Delhi	332	627	959	423	493	916	1875	2247
All India	110236	111196	221432	184849	200141	384990	606422	869528

Table 31: Details of Pigs by Age and Sex Combined for Exotic/Crossbred [Rural+Urban]

State/ Union Territory	Male			Female			Total Exotic/Crossbred Pig
	Under 6 Months	6 Months & Above	Total Male	Under 6 Months	6 Months & Above	Total Female	
1	2	3	4	5	6	7	8
Delhi	132	151	283	185	182	367	650
All India	486727	435453	922180	498112	468721	966833	1889013

Table 32: Details of Pigs by Age & Sex Combined for Indigenous and Total Pigs [Rural+Urban]

State/ Union Territory	Male			Female			Total Indigenous Pigs	Total Pigs
	Under 6 Months	6 Months & Above	Total Male	Under 6 Months	6 Months & Above	Total Female		
1	2	3	4	5	6	7	8	9
Delhi	535	1003	1538	780	991	1771	3309	3959
All India	1447585	1411615	2859200	2135750	2099138	4234888	7094088	8983101

Table 33: Details of Horse & Ponies by Age, Sex & Use [Rural]

State/ Union Territory	Male					Female					Total Horse & Ponies
	Under 3 Years	3 Year & Above			Total Male	Under 3 Years	3 Year & Above			Total Female	
		Used for Cart/ Carriage	Used for Sport	Total			Used for Cart/ Carriage	Used for Sport	Total		
1	2	3	4	5	6	7	8	9	10	11	12
Delhi	231	277	23	300	531	155			527	682	1213
All India	56966	20853	16851	37704	94670	79634	105355	23761	129643	209277	303947

Table 34: Details of Horse & Ponies by Age, Sex & Use [Urban]

State/ Union Territory	Male					Female					Total Horse & Ponies
	Under 3 Years	3 Year & Above			Total Male	Under 3 Years	3 Year & Above			Total Female	
		Used for Cart/ Carriage	Used for Sport	Total			Used for Cart/ Carriage	Used for Sport	Total		
1	2	3	4	5	6	7	8	9	10	11	12
Delhi	123	319	16	335	458	212			811	1023	1481
All India	7479	2555	3665	6220	13699	8254	10724	4791	16326	24580	38279

Table 35: Details of Horses & Ponies by Age, Sex & Use Combined [Rural+Urban]

State/ Union Territory	Male					Female					Total Horse & Ponies
	Under 3 Years	3 Year & Above			Total Male	Under 3 Years	3 Year & Above			Total Female	
		Used for Cart/ Carriage	Used for Sport	Total			Used for Cart/ Carriage	Used for Sport	Total		
1	2	3	4	5	6	7	8	9	10	11	12
Delhi	354	596	39	635	989	367	0	0	1338	1705	2694
All India	64445	23408	20516	43924	108369	87888	116079	28552	145969	233857	342226

Table 36: Details of Mules and Donkeys by Age and Sex [Rural]

State/ Union Territory	Male			Donkeys						
	Under 3 Years	3 Years & Above	Total Mule	Male			Female			Total Donkeys
				Under 3 Years	3 Years & Above	Total Male	Under 3 Years	3 Years & Above	Total Female	
1	2	3	4	5	6	7	8	9	10	11
Delhi	5	9	14	16	20	36	18	16	34	70
All India	14496	62034	76530	16803	35907	52710	19572	31150	50722	103432

Table 37: Details of Mules and Donkeys by Age and Sex [Urban]

State/ Union Territory	Male			Donkeys						
	Under 3 Years	3 Years & Above	Total Mule	Male			Female			Total Donkeys
				Under 3 Years	3 Years & Above	Total Male	Under 3 Years	3 Years & Above	Total Female	
1	2	3	4	5	6	7	8	9	10	11
Delhi	15	12	27	88	165	253	26	50	76	329
All India	2489	5147	7636	4016	7344	11360	3164	4943	8107	19467

Table 38: Details of Mules and Donkeys by Age and Sex Combined [Rural+Urban]

State/ Union Territory	Male			Donkeys						
	Under 3 Years	3 Years & Above	Total Mule	Male			Female			Total Donkeys
				Under 3 Years	3 Years & Above	Total Male	Under 3 Years	3 Years & Above	Total Female	
1	2	3	4	5	6	7	8	9	10	11
Delhi	20	21	41	104	185	289	44	66	110	399
All India	16985	67181	84166	20819	43251	64070	22736	36093	58829	122899

Table 39: Details of Camel by Age & Sex [Rural]

State/ Union Territory	Male			Female			Total Camel
	Under 4 Years	4 Years & Above	Total Male	Under 4 Years	4 Years & Above	Total Female	
1	2	3	4	5	6	7	8
Delhi	0	0	0	0	0	0	0
All India	26961	53310	80271	51286	115281	166567	246838

Table 40: Details of Camels by Age & Sex [Urban]

State/ Union Territory	Male			Female			Total Camel
	Under 4 Years	4 Years & Above	Total Male	Under 4 Years	4 Years & Above	Total Female	
1	2	3	4	5	6	7	8
Delhi	0	0	0	0	0	0	0
All India	826	1940	2766	907	1288	2195	4961

Table 41: Details of Camel by Age & Sex Combined [Rural+Urban]

State/ Union Territory	Male			Female			Total Camel
	Under 4 Years	4 Years & Above	Total Male	Under 4 Years	4 Years & Above	Total Female	
1	2	3	4	5	6	7	8
Delhi	0	0	0	0	0	0	0
All India	27787	55250	83037	52193	116569	168762	251799

Table 45: Details of Backyard Poultry for Fowls and Total Fowls [Rural]

State/ Union Territory	Cocks			Hens		
	Desi	Improved	Total	Desi	Improved	Total
1	2	3	4	5	6	7
Delhi	701	257	958	782	284	1066
All India	44810700	10025788	54836488	70506724	19291340	89798064

Table 45[Contd.]: Details of Backyard Poultry for Fowls and Total Fowls [Rural]

State/ Union Territory	Chickens below 5 months			Total fowls in backyard poultry		
	Desi	Improved	Total	Desi	Improved	Total
1	2	3	4	5	6	7
Delhi	489	212	701	1972	753	2725
All India	102458127	19233912	121692039	217775551	48551040	266326591

Table 46: Details of Backyard Poultry for Ducks [Rural]

State/ Union Territory	Drakes	Ducks	Ducklings below 6 months	Total Duck in Backyard Poultry
1	2	3	4	5
Delhi	136	224	187	547
All India	7446809	12970334	10778583	31195726

Table 47: Details of Turkeys and Other Poultry Birds in Backyard Poultry [Rural]

State/Union Territory	Turkeys			Other poultry birds		Total Poultry Birds in Backyard Poultry
	Male	Female	Total Turkeys	Quails	Other Poultry birds	
1	2	3	4	5	6	7
Delhi	181	206	387	433	423	4515
All India	144919	239383	384302	1748339	1264169	300919127

Table 48: Details of Backyard Poultry for Fowls [Urban]

State/ Union Territory	Cocks			Hens		
	Desi	Improved	Total	Desi	Improved	Total
1	2	3	4	5	6	7
Delhi	1965	347	2312	2355	333	2688
All India	2110701	878689	2989390	3472443	1813281	5285724

Table 48[Contd.]: Details of Backyard Poultry for Fowls and Total Fowls [Urban]

State/ Union Territory	Chickens below 5 months			Total Indigenous Fowls in Backyard Poultry		
	Desi	Improved	Total	Desi	Improved	Total
1	2	3	4	5	6	7
Delhi	1656	307	1963	2728	987	6963
All India	4213351	1968696	6182047	9793247	4660666	14457161

Table 49: Details of Backyard Poultry for Ducks [Urban]

State/ Union Territory	Drakes	Ducks	Ducklings below 6 months	Total Duck in Backyard Poultry
1	2	3	4	5
Delhi	344	421	350	1115
All India	301312	539096	467285	1307693

Table 50: Details of Turkeys and Other Poultry Birds in Backyard Poultry [Urban]

State/Union Territory	Turkeys			Other poultry birds		Total Poultry Birds in Backyard Poultry
	Male	Female	Total Turkeys	Quails	Other Poultry birds	
1	2	3	4	5	6	7
Delhi	99	122	221	1280	1512	11091
All India	15935	23596	39531	185644	140503	16130532

Table 51: Details of Backyard Poultry Combined for Fowls and Total Fowls [Rural+Urban]

State/ Union Territory	Cocks			Hens		
	Desi	Improved	Total	Desi	Improved	Total
1	2	3	4	5	6	7
Delhi	2666	604	3270	16041	1801	17842
Total	46921401	10904477	57825878	73992071	21105805	95097876

Table 51[Contd.]: Details of Backyard Poultry Combined for Fowls and Total Fowls [Rural+Urban]

State/ Union Territory	Chickens below 5 months			Total Fowls in Backyard Poultry		
	Desi	Improved	Total	Desi	Improved	Total
1	2	3	4	5	6	7
Delhi	4472	866	5338	31896	3271	26450
Total	106673805	21202955	127876760	227595994	53213237	280800514

Table 52: Details of Backyard Poultry Combined for Ducks [Rural+Urban]

State/ Union Territory	Drakes	Ducks	Ducklings below 6 months	Total Duck in Backyard Poultry
1	2	3	4	5
Delhi	480	645	537	1662
All India	7748121	13509430	11245868	32503419

Table 53: Details of Turkeys and Other Poultry Birds in Backyard Poultry [Rural+Urban]

State/ Union Territory	Turkeys			Other Poultry Birds		Total Poultry Birds in Backyard Poultry
	Male	Female	Total Turkeys	Quails	Other Poultry Birds	
1	2	3	4	5	6	7
Delhi	280	328	608	1713	1935	15606
All India	160854	262979	423833	1933983	1404672	317049659

Table 54: Details of Fowls in Poultry Farm [Rural]

State/ Union Territory	Cocks			Hens		
	Desi	Improved	Total	Desi	Improved	Total
1	2	3	4	5	6	7
Delhi	0	0	0	0	0	0
All India	6790981	34631510	41422491	32112025	228849052	260961077

Table 54[Contd]: Details of Fowls in Poultry Farm [Rural]

State/ Union Territory	Chickens below 5 months			Total Fowls		
	Desi	Improved	Total	Desi	Improved	Total
1	2	3	4	5	6	7
Delhi	0	0	0	0	0	0
All India	20689706	180827908	201517614	59592712	444308470	503901182

Table 55: Details of Ducks, Turkey, Others and all Birds in Poultry Farms [Rural]

State/ Union Territory	Ducks, Turkey and Others in Poultry Farms									Total Poultry Birds in Commercial Poultry			
	Ducks				Turkey			Qualis	Other Poultry Birds	Fowls	Ducks	Turkey & Others	Grand Total
	Drakes	Ducks	Ducklings below 6 months	Total Poultry Duck Farm	Male	Female	Total Turkey						
1	2	3	4	5	6	7	8	9	10	11	12	13	14
Delhi	0	0	0	0	0	0	0	0	0	0	0	0	0
All India	124527	252463	589208	966198	3462	15958	19420	4643830	1715189	503901182	966198	6378439	511245819

Table 56: Details of Fowls in Poultry Farm [Urban]

State/ Union Territory	Cocks			Hens		
	Desi	Improved	Total	Desi	Improved	Total
1	2	3	4	5	6	7
Delhi	1	0	1	2	0	2
All India	294586	1912438	2207024	1266603	11863495	13130098

Table 56[Contd]: Details of Fowls in Poultry Farm [Urban]

State/ Union Territory	Chickens below 5 months			Total Fowls		
	Desi	Improved	Total	Desi	Improved	Total
1	2	3	4	5	6	7
Delhi	0	0	0	3	0	3
All India	3693536	4147082	7840618	5254725	17923015	23177740

Table 57: Details of Ducks, Turkey, Others and all Birds in Poultry Farms [Urban]

State/ Union Territory	Ducks, Turkey and Others in Poultry Farms									Total Poultry Birds in Commercial Poultry			
	Ducks				Turkey			Qualis	Other Poultry Birds	Fowls	Ducks	Turkey & Others	Grand Total
	Drakes	Ducks	Ducklings below 6 months	Total Poultry Duck Farm	Male	Female	Total Turkey						
1	2	3	4	5	6	7	8	9	10	11	12	13	14
Delhi	0	0	0	0	0	0	0	12	4	3	0	16	19
All India	13580	22640	5668	41888	1837	3740	5577	242564	18478	23177740	41888	266619	23486247

Table 58: Details of Fowls in Poultry Farm [Rural+Urban]

State/ Union Territory	Cocks			Hens		
	Desi	Improved	Total	Desi	Improved	Total
1	2	3	4	5	7	8
Delhi	1	0	1	2	0	2
All India	7085567	36543948	43629515	33378628	240712547	274091175

Table 58[Contd]: Details of Fowls in Poultry Farm [Rural+Urban]

State/ Union Territory	Chickens below 5 months			Total Fowls		
	Desi	Improved	Total	Desi	Improved	Total
1	2	3	4	5	6	7
Delhi	0	0	0	3	0	4203
All India	24383242	184974990	209358232	64847437	462231485	527083122

Table 59: Details of Ducks, Turkey, Others and all Birds in Poultry Farms [Rural+Urban]

State/Union Territory	Ducks, Turkey and Others in Poultry Farms									Total Poultry Birds in Commercial Poultry			
	Ducks				Turkey			Qualis	Other Poultry Birds	Fowls	Ducks	Turkey & Others	Grand Total
	Drakes	Ducks	Ducklings below 6 months	Total Poultry Duck Farm	Male	Female	Total Turkey						
1	2	3	4	5	6	7	8	9	10	11	12	13	14
Delhi	0	0	0	15	0	0	0	12	4	3	0	16	19
All India	138107	275103	594876	1008101	5299	19698	24997	4886394	1733667	527078922	1008086	6645058	534732066



सत्यमेव जयते

GOVERNMENT OF INDIA
MINISTRY OF FISHERIES, ANIMAL HUSBANDRY & DAIRYING
DEPARTMENT OF ANIMAL HUSBANDRY & DAIRYING
KRISHI BHAWAN, NEW DELHI