



सत्यमेव जयते

भारत सरकार

GOVERNMENT OF INDIA

मत्स्यपालन, पशुपालन और डेयरी मंत्रालय

MINISTRY OF FISHERIES, ANIMAL HUSBANDRY & DAIRYING
DEPARTMENT OF ANIMAL HUSBANDRY AND DAIRYING



Release of Basic

Animal Husbandry Statistics 2024

by

Shri. Rajiv Ranjan Singh alias Lalan Singh

Hon'ble Union Minister for Fisheries, Animal Husbandry & Dairying

in the august presence of

Prof. S. P. Singh Baghel

Hon'ble Minister of State

Ministry of Fisheries, Animal Husbandry & Dairying.

Shri George Kurian

Hon'ble Minister of State

Ministry of Fisheries, Animal Husbandry & Dairying.

Smt. Alka Upadhyaya

Secretary,

Department of Animal Husbandry & Dairying



26th November 2024



Zorawar Auditorium, Manekshaw Centre, Delhi Cantonment

Introduction

The Animal Husbandry Statistics (AHS) Division of Department of Animal Husbandry & Dairying (DAHD) is entrusted with the generation of Animal Husbandry Statistics through the schemes Livestock Census and Integrated Sample Survey. The Livestock Census (LC) is a quinquennial Census conducted across the country in participation with all the States and Union Territories. Livestock and Poultry possessed by Household/Household Enterprise/Non-Household Enterprise and Institutions. Another important aspect is livestock production which is estimated annually based on the outcomes of Integrated Sample Survey (ISS). The survey is conducted in participation with States and Union Territories following a specified time line and methodology. The Survey methodology of Integrated Sample Survey is designed by ICAR-Indian Agricultural Statistics Research Institute (ICAR-IASRI).



Integrated Sample Survey

The Integrated Sample Survey is the only scheme through which important data, particularly on the production estimate of Major Livestock Products (MLPs) viz. Milk, Egg, Meat and Wool, is being generated for policy formulation in the livestock sector. Information on number of veterinary hospitals, polyclinic, goshalas, State farms and other infrastructure, number of Artificial Insemination performed and other animal husbandry statistics is also compiled through annual returns.

Objective

The primary objective of ISS is to produce animal wise all India as well as state/UT level estimates of 4 major livestock products like milk, egg, meat and wool. It fulfills the need of timely availability of reliable and current data relating to various livestock indicators which will further help in evolving, monitoring and evaluating various developmental schemes in this sector. It also contributes to stock of time series data on production of milk, meat, egg and wool which may be used in research and policy making.

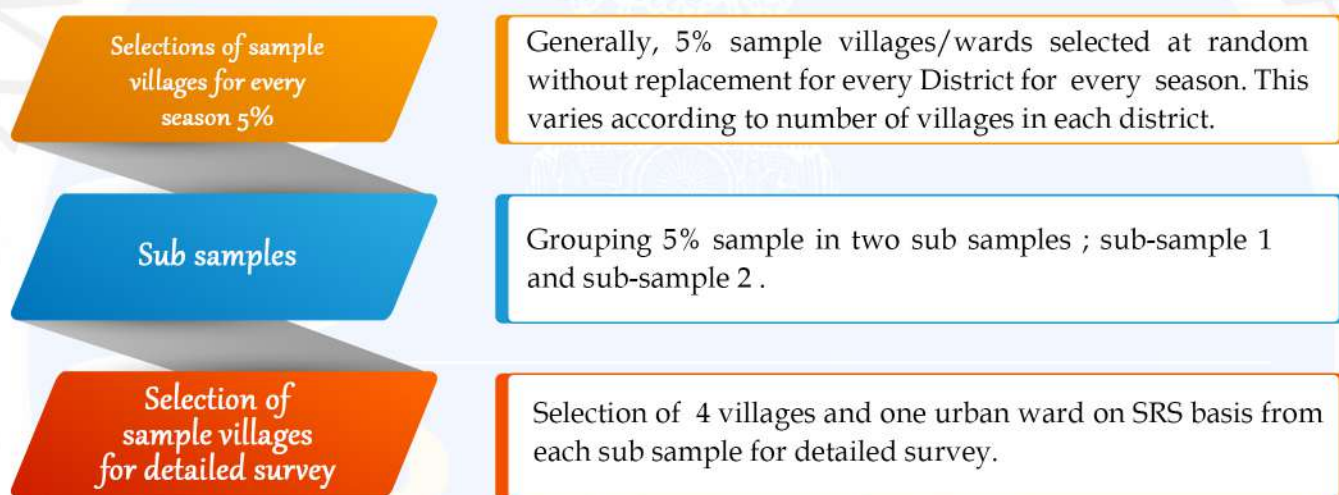
Name of the Season	Period of survey
Summer Season	1st March to 30th June (122 days)
Rainy Season	1st July to 31st October (123 days)
Winter Season	1st November to 28th or 29th February (120 days or 121 days in a leap year)

Coverage

The Survey is conducted in the entire rural/ urban areas of States/UTs. As a general principle, the survey is targeted to cover around 5% village in every season taking into account a total 15% villages, nearly 96,000 villages in a year. Since the year 2015-16, the survey covered urban areas too wherein 2 urban wards of each districts are selected at random for estimation of production of major livestock products.

Sampling Design

The sampling design is a stratified three stage design with district as stratum. The first stage units are villages or urban wards, second stage units are households and third and ultimate stage units are animals. The list of villages as per the latest Livestock Census constitutes the sampling frame. As mentioned under 1.2, the survey is conducted across the country in three seasons and based on the seasonal estimates, the annual estimates are derived. The State Department of Animal Husbandry is the nodal agency for implementation of the sample survey. The survey is conducted in two stages, (i) Complete Enumeration and (ii) Detailed Survey. The estimated livestock population is arrived based on complete enumeration and the average yield is calculated based on detailed survey. An outline of the sampling design is described in the following diagram.



Schedules of ISS

SCHEDULE-I

General Information General information about the villages selected for complete enumeration and particulars of those villages in addition to breed, sex, age wise livestock population as per latest Livestock Census will be collected here.

SCHEDULE-II

Complete Enumeration: Listing of household/household enterprises/ non-household enterprises/institution in the village/ward will be done here. The information on Milch animals and Poultry in the sample and number of Animals Slaughtered during last 4 months will also be recorded in this schedule.

SCHEDULE-III

Details of milk yield in selected households: For detail study, one cluster of two households/enterprises each will be selected from each of six categories of cattle and buffalo for collection of data on milk yield. If none of the households selected for detailed study possess goat in milk, then 2 more households/enterprises having goats in milk should be selected. Beside the milk data, the information on utilization of total milk and dung from cattle, buffalo and goat will also be canvassed in this schedule.

SCHEDULE-IV

Details of egg production in selected households: Selection of two clusters of 5 households/enterprises having layer birds (Fowl & Duck) for collection of yield rate for Desi and Improved Fowl & Duck will be done here along with collection of data on consumption and utilization pattern of Production of eggs etc.

SCHEDULE-V

Details of Egg production in the commercial poultry farms: Collection of data through administrative returns from all layer farms.

SCHEDULE-VI

Details of wool production in sample households: By filing this schedule wool production data will be collected from a sample of 8 households.

SCHEDULE-VII

Information on yield of meat from recognized slaughter houses.

SCHEDULE-VIII

Details of Broilers and Layers' Meat production in the commercial poultry farms: Schedules VII and VIII are related to meat production. So far as meat production is concerned, information number of animals slaughtered will be collected from all recognised slaughter houses in the districts and from all households and butcher shops in all the sample of villages/wards selected for complete enumeration.

Glimpse of Major Livestock Products

Items	2022-23	2023-24	Y-0-Y
Milk Production (million tonnes)	230.58	239.30	3.78%
Meat Production (million tonnes)	9.77	10.25	4.95%
Egg Production (billion nos)	138.38	142.77	3.17%
Wool Production (million kg)	33.61	33.69	0.22%
Per Capita Milk Gm/Per day	459	471	2.61%
Per Capita Egg (numbers per annum)	101	103	0.98%

Y-o-Y: Year on Year Growth

Highlights

Milk Production 2023-24

- Total milk production in the country is 239.30 million tonnes.

239.30 MT

- India ranks 1st in the world in terms of total milk production. (Source: FAO).

25 %
Global Milk Production

- The milk production has increased by 3.78% over the previous year.

↑ 3.78 %

- The per-capita availability of milk is 471 grams per day.

471 g/day

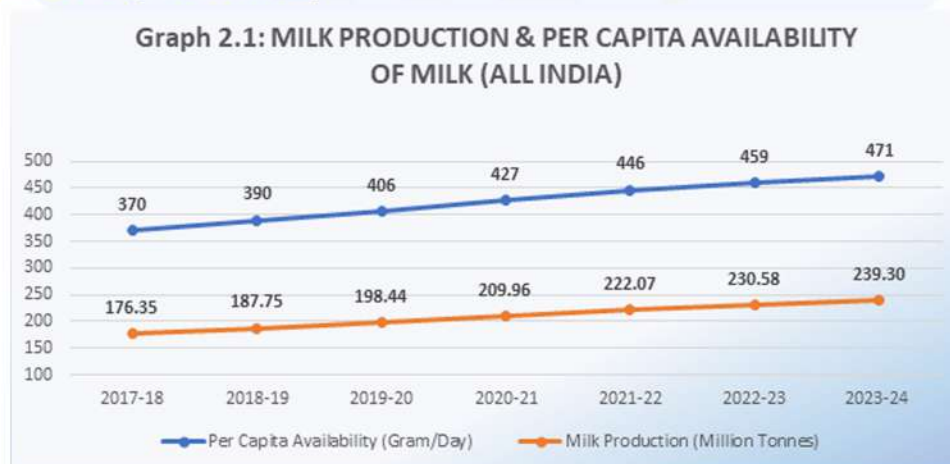
- The average yield per animal per day - exotic/crossbred is 8.12 Kg/day/ Animal and indigenous/non-descript is 4.01 Kg/day/ Animal.

- The milk production from exotic/crossbred cattle has increased by 8% and indigenous/non-descript cattle has increased by 44.76% in 2023-24 as compared to the previous year.

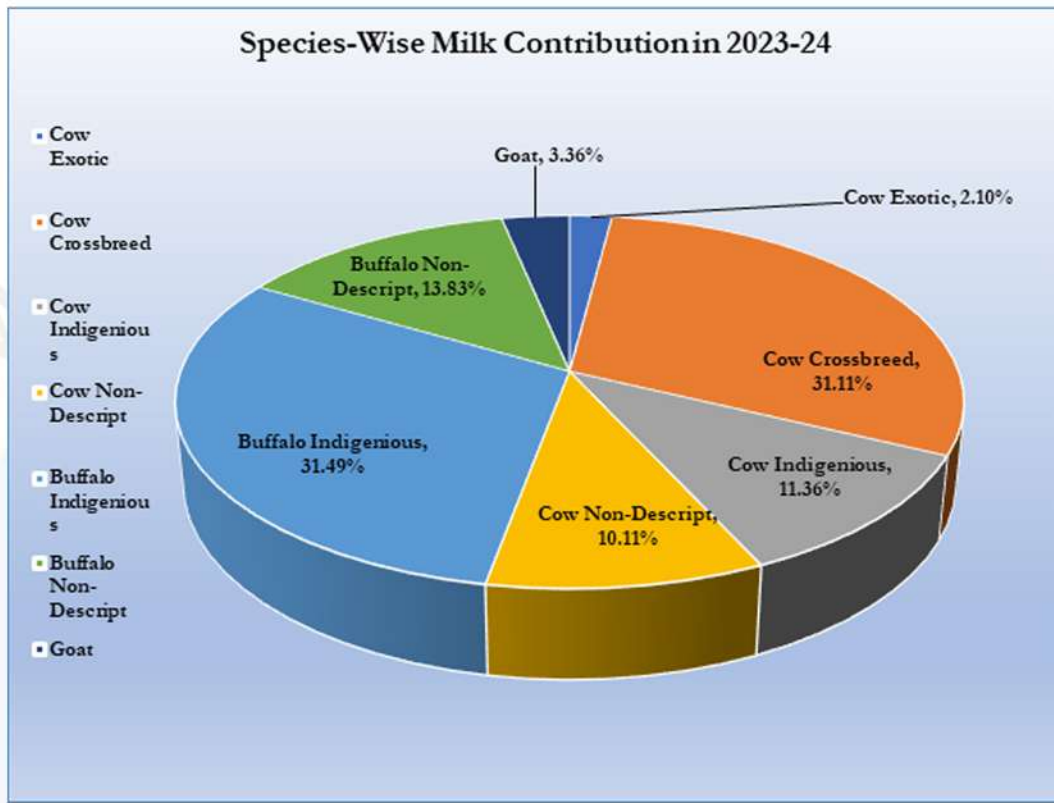
- The milk production from buffaloes has however decreased by 16% as compared to the previous year.

- Top 5 Milk producing States are: Uttar Pradesh (16.21%), Rajasthan (14.51%), Madhya Pradesh (8.91%), Gujarat (7.65%), Maharashtra (6.71%). They together contribute 53.99% of total Milk Production in the country.

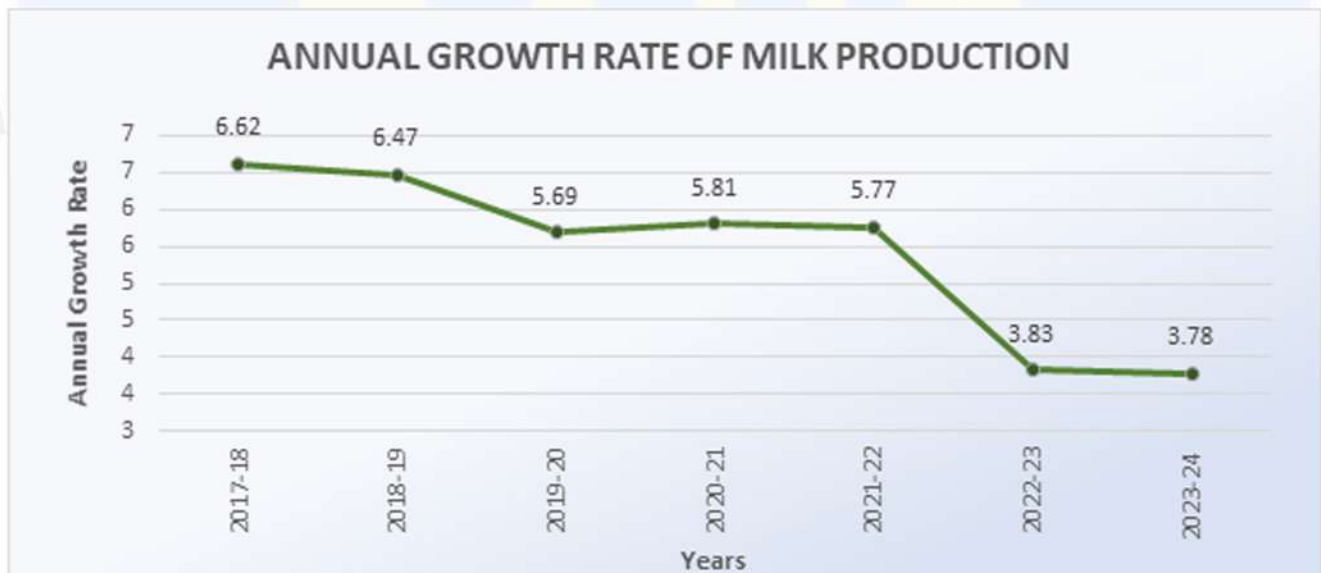
Milk Production (All India)



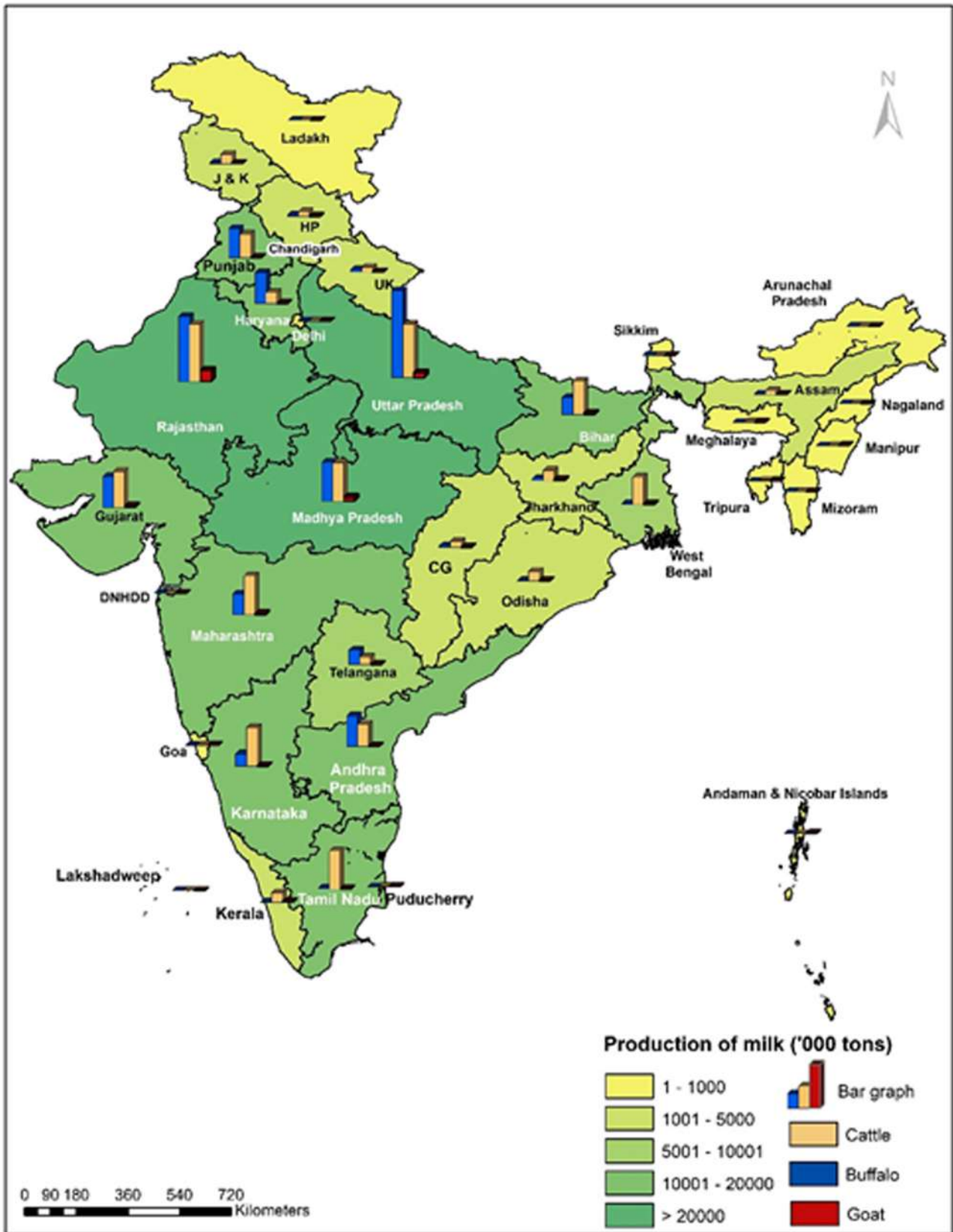
Species-Wise Milk Contribution in 2023-24



Annual Growth Rate Of Milk Production



State wise milk production for the year 2023-2024



Highlights

Egg Production 2023-24

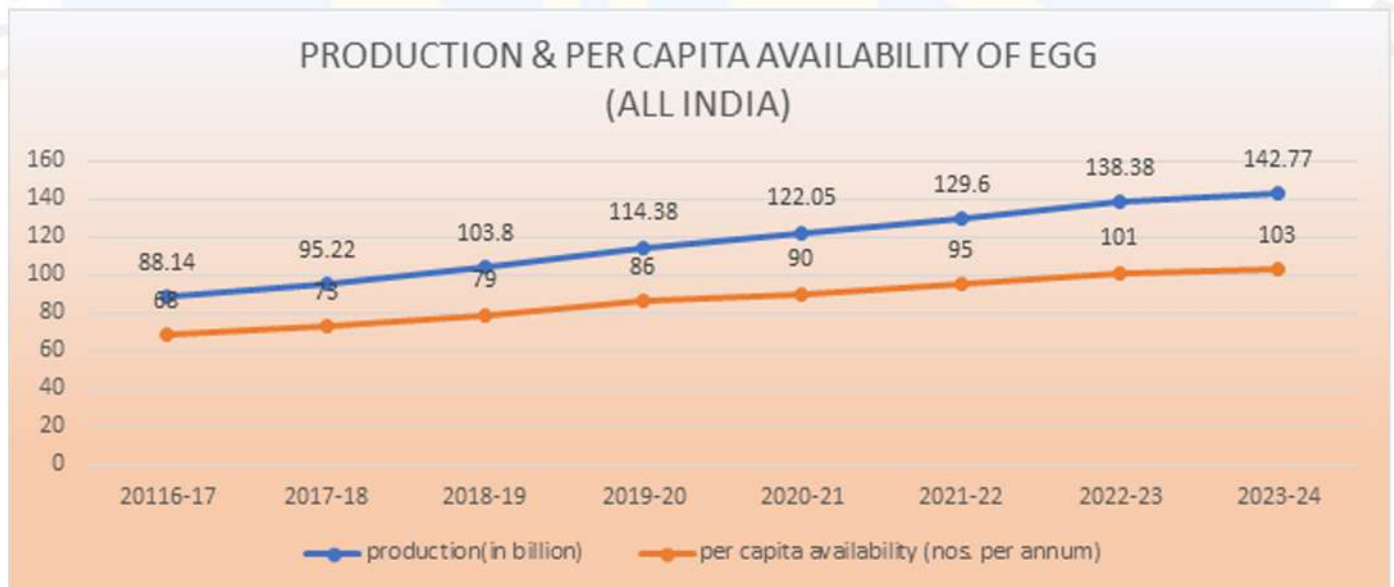
- The total egg production in India is 142.77 billion nos.

142.77 B
nos

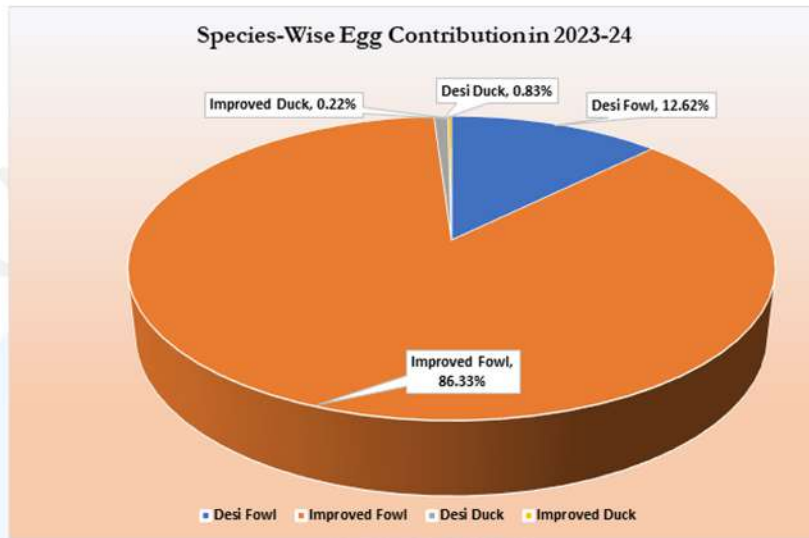
- India ranks 2nd in the world in terms of total egg production (Source: FAO).
- The egg production has increased by 3.17% compared to the previous year.
- The total egg production from commercial poultry is 114.92 billion eggs, and from backyard poultry is 2.7 billion eggs, contributing 80.49% and 19.50% of the total egg production, respectively.
- The per-capita availability of eggs is 103 eggs per annum.

- The top 5 egg producing States are [Andhra Pradesh \(17.85%\)](#), [Tamil Nadu \(15.64%\)](#), [Telangana \(12.87%\)](#), [West Bengal \(11.37%\)](#) and [Karnataka \(6.62%\)](#). These states together contribute 64.37% of the total egg production in the country.

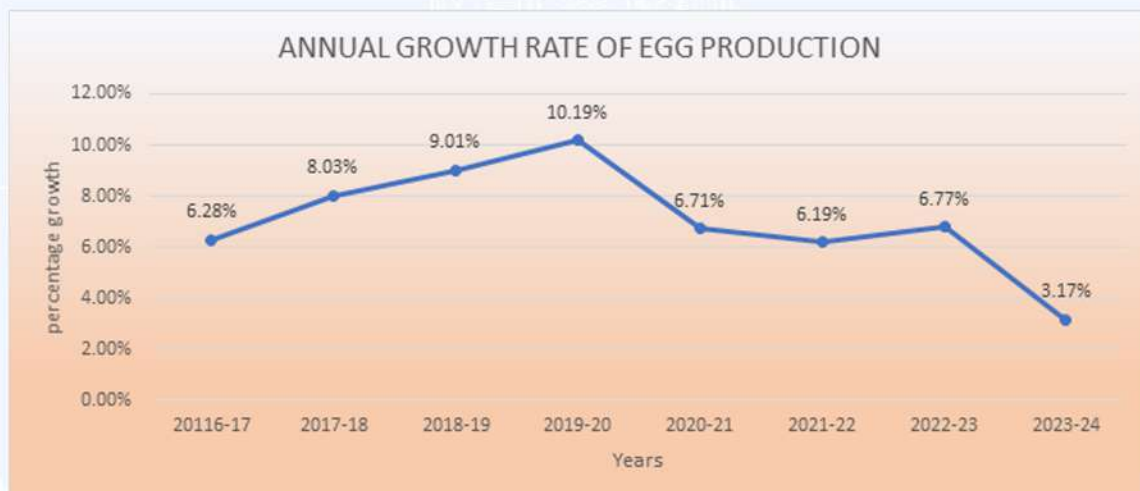
Egg Production



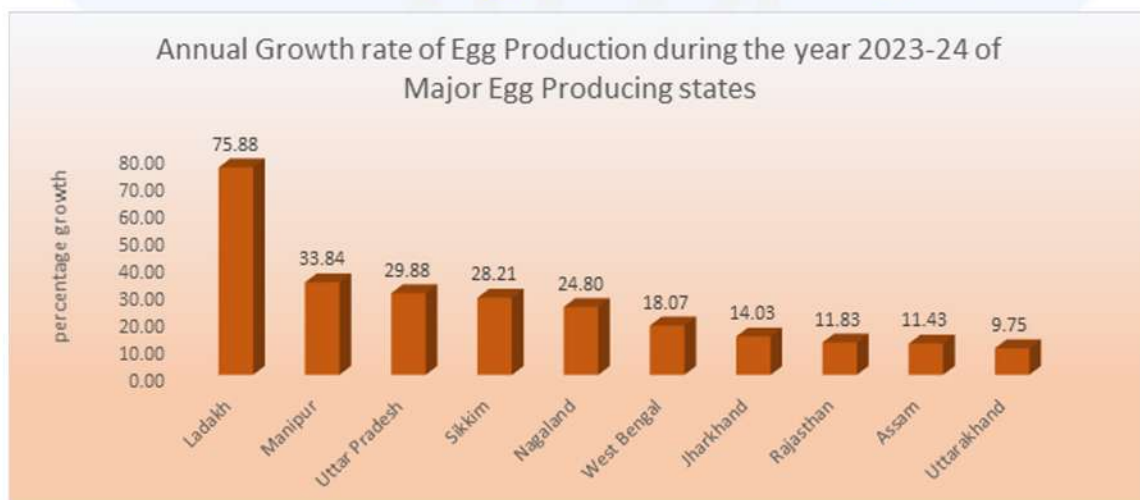
Species-Wise Egg Contribution in 2023-24



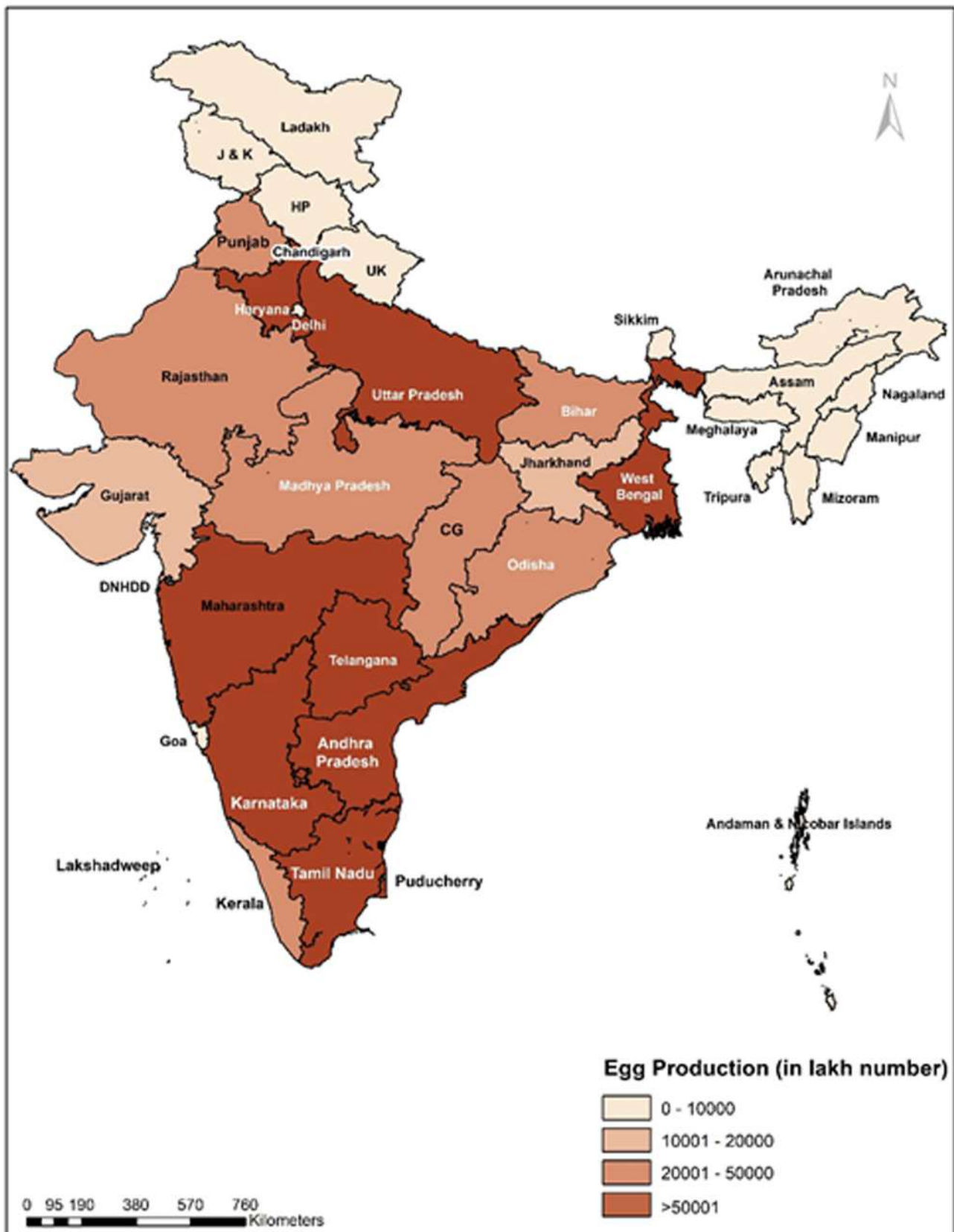
Annual Growth Rate of Egg Production Since the year 2016-17 to 2023-24



State-Wise Annual Growth Of Egg Production During 2023-24



State wise Egg production for the year 2023-2024



Highlights

Meat Production 2023-24

- The total meat production in the country is 10.25 million tonnes.

10.25 MT

- India ranks 5th in the world in terms of total Meat production after China, USA, Brazil, Russia. (Source: FAO).

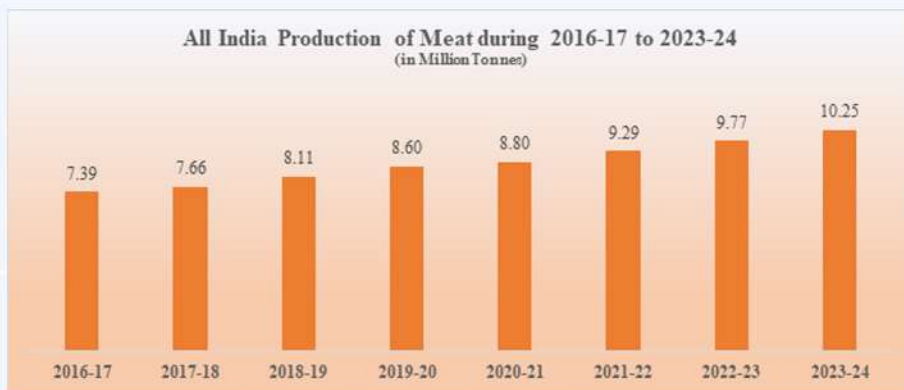
5th Rank

- The meat production has increased by 4.95% as compared to previous year (2023-24).

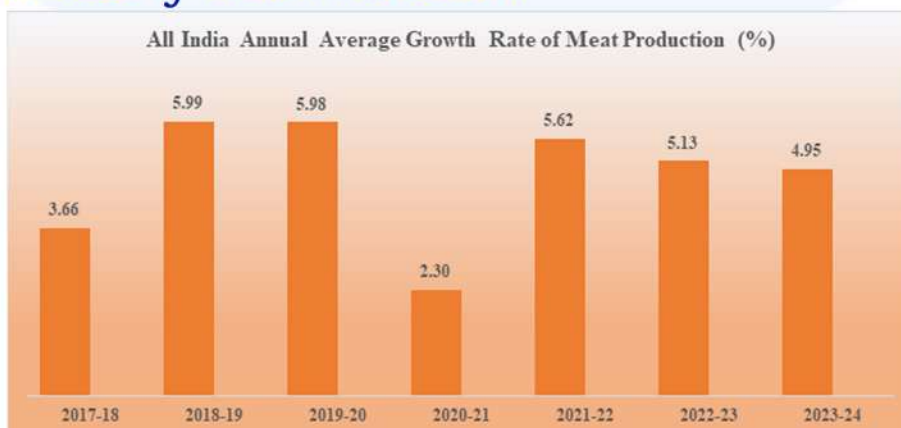
↑ 4.95 %

- The top 5 meat producing States are West Bengal (12.62%), Uttar Pradesh (12.29%), Maharashtra (11.28%), Telangana (10.85%) and Andhra Pradesh (10.41%). They together contribute 57.45% of total meat production in the country.

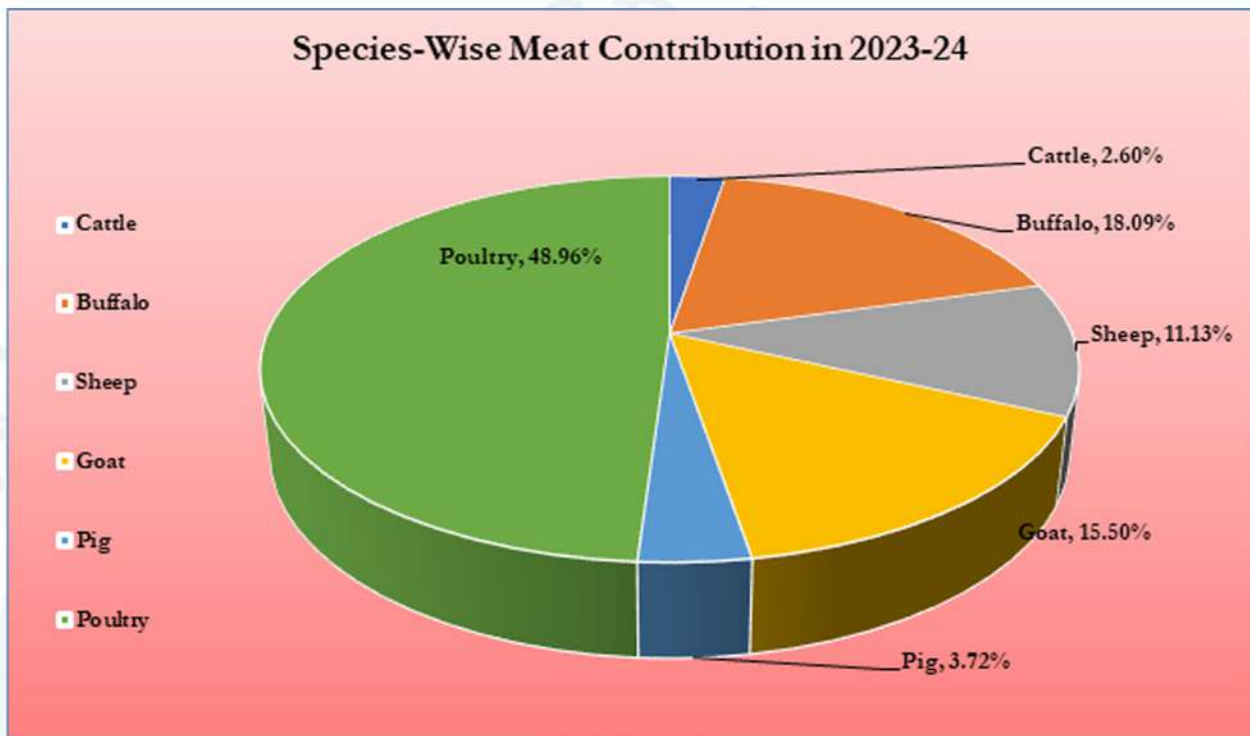
All India Production of Meat during 2016-17 to 2023-24



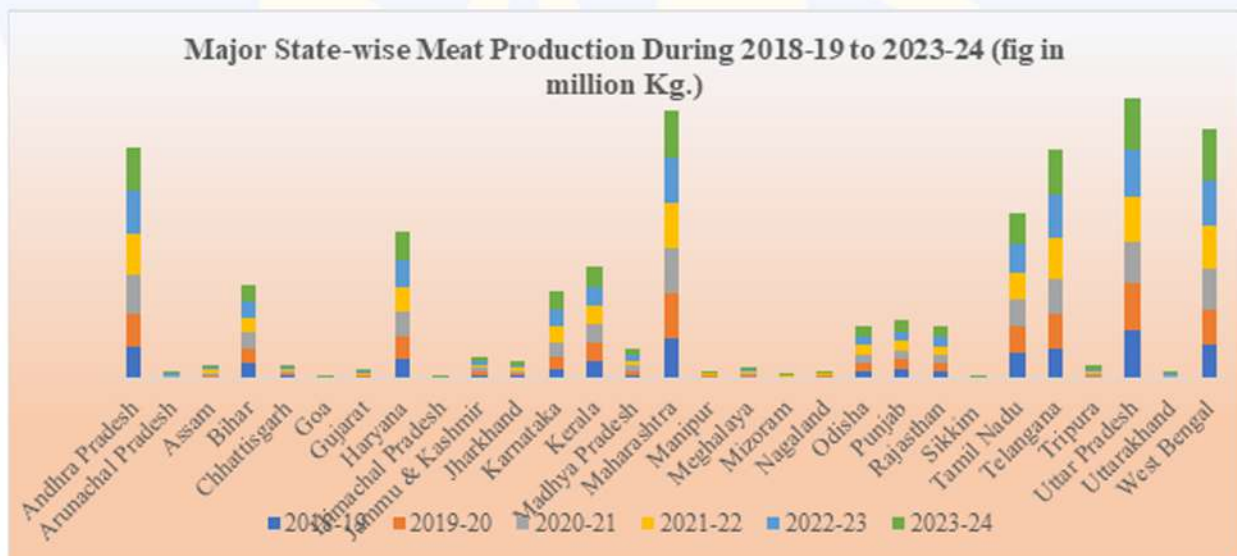
Annual Growth Rate of Meat Production



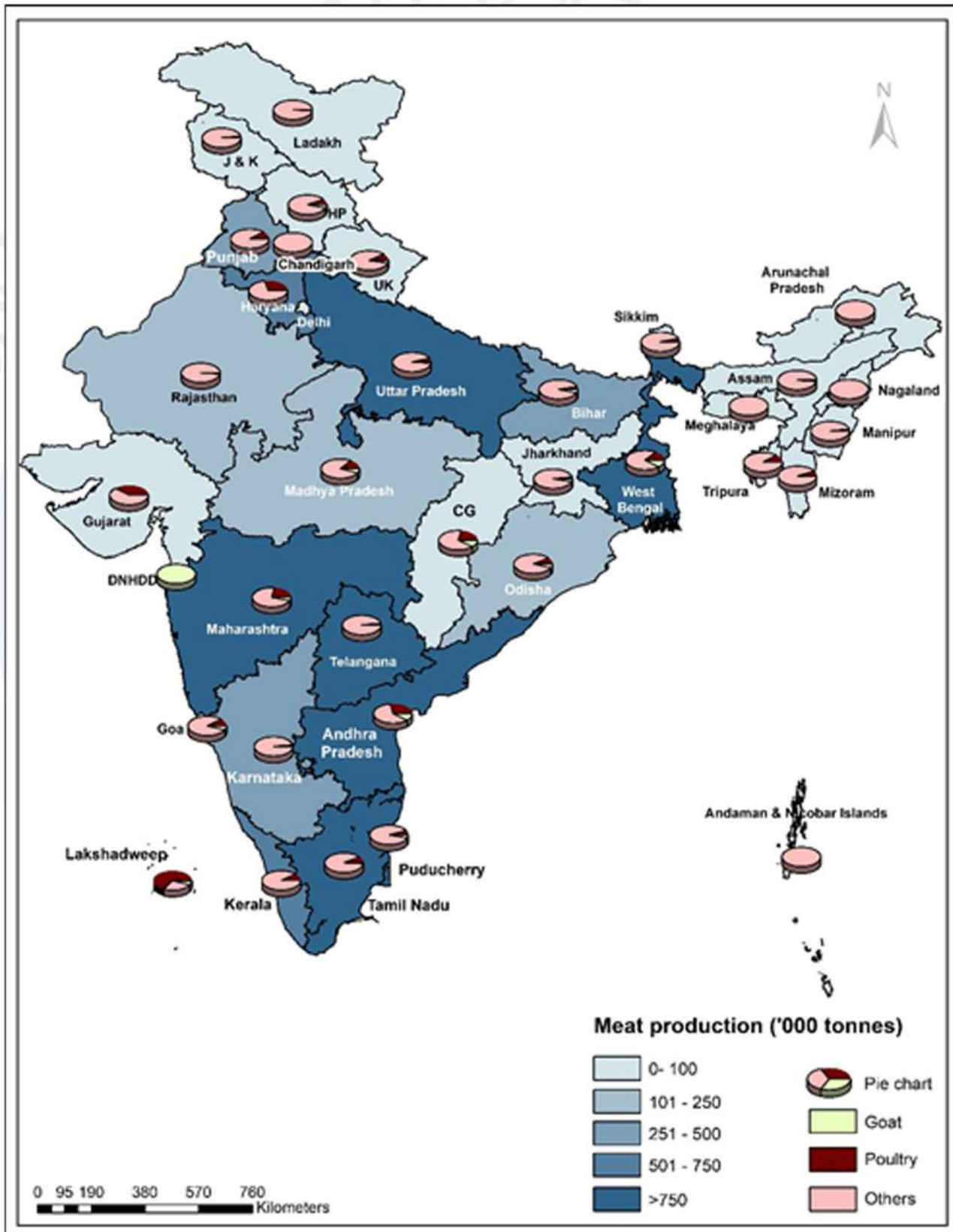
Species-Wise Meat Contribution in 2023-24



State Wise Annual Average Growth Rate of Meat Production (%) 2023-24



State wise Meat production for the year 2023-2024



Highlights

Wool Production 2023-24

- The total wool production in the country is 33.69 million Kgs.

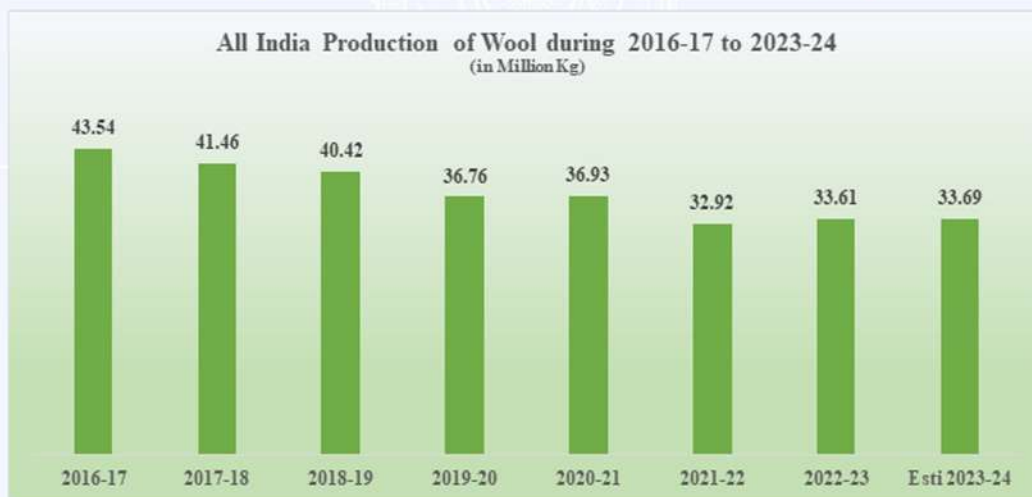
33.69 M Kg

- The Wool production has increased by 0.22 % as compared to previous year.

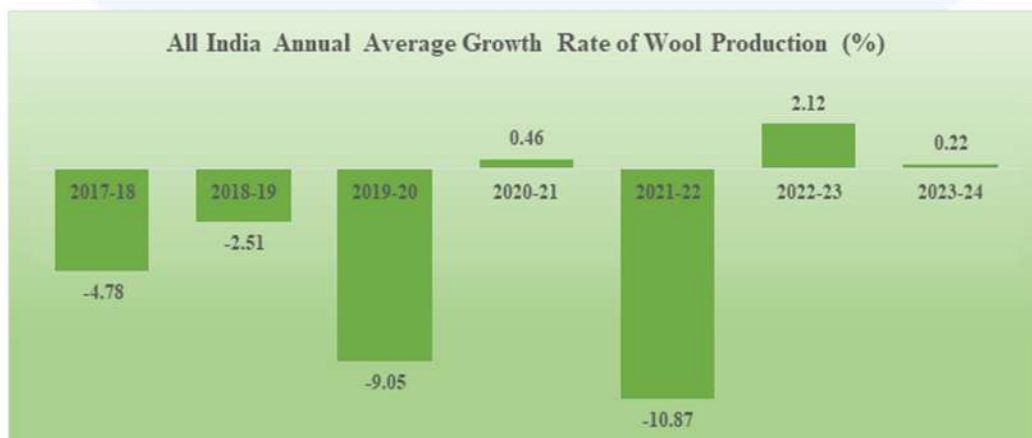
0.22 %

- The top 5 wool producing States are Rajasthan (45.94%), Jammu & Kashmir (25.24%), Gujarat (7.08%), Maharashtra (5.42%) and Himachal Pradesh (4.08%). They contribute 87.76% of total wool production in the country.

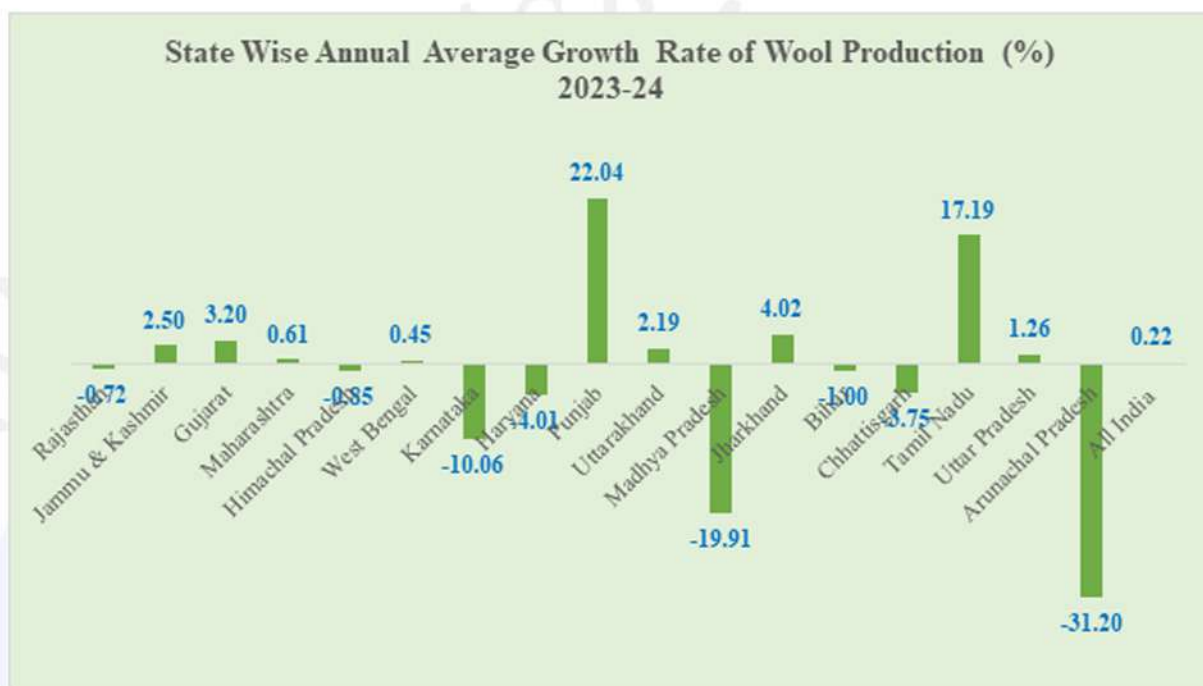
All India Production of Wool during 2016-17 to 2023-24



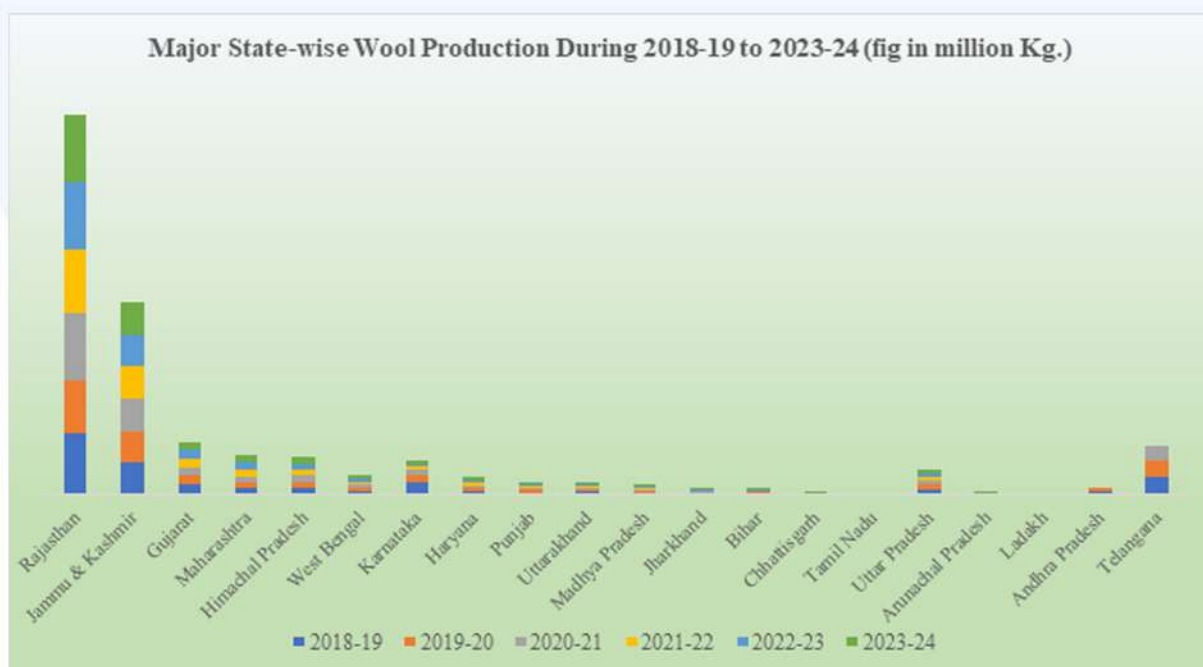
Annual Growth Rate of Wool Production



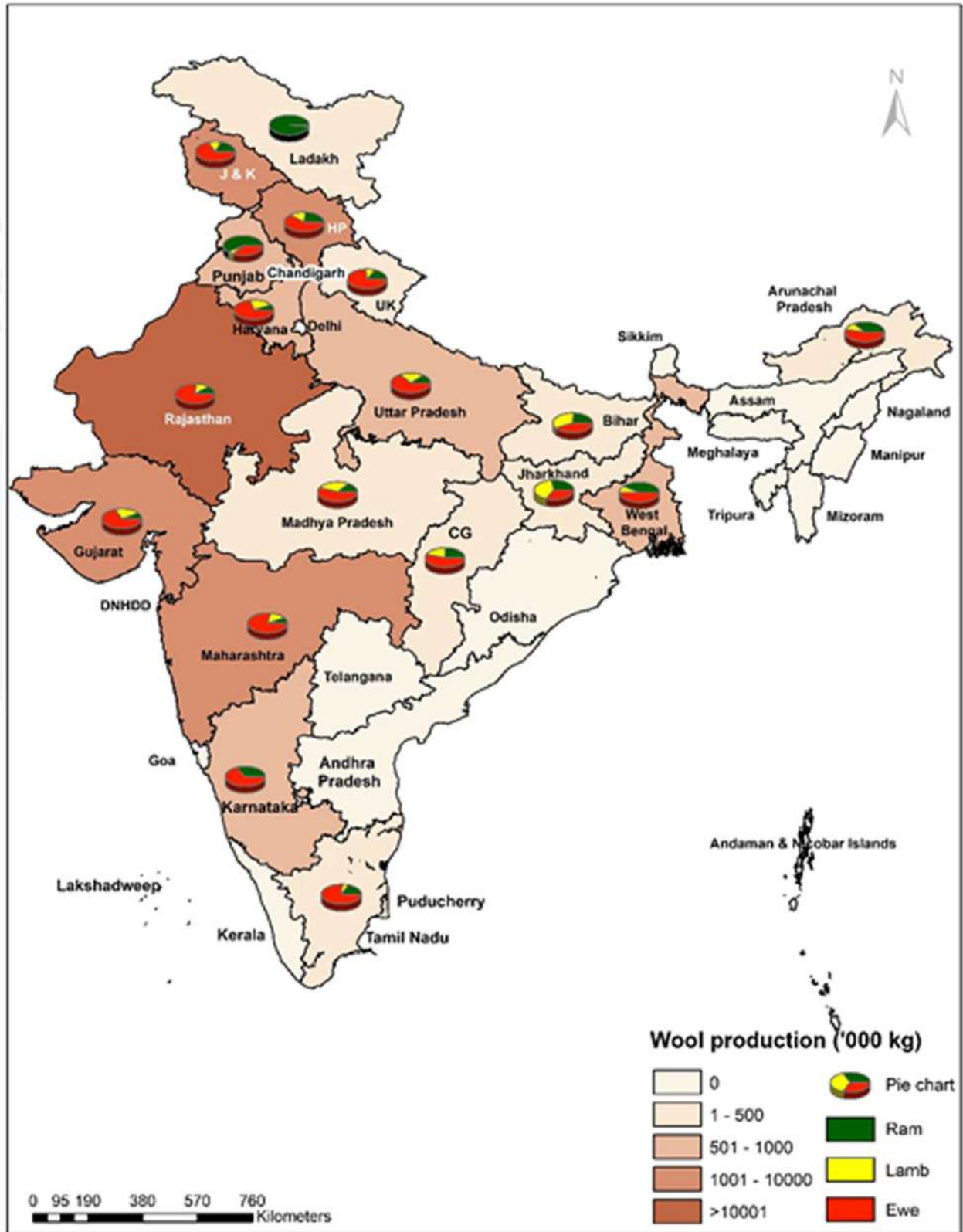
State Wise Annual Average Growth Rate of Wool Production (%) 2023-24



Annual Growth Rate of Wool Production



State wise Wool production for the year 2023-2024



Indian Economy & Livestock Sector

01

Livestock rearing is one of the most important economic activities in the rural areas and provides income to household dependent on agriculture and landless households. About 20.5 Million people involves in Livestock rearing in India

02

The livestock sector is a vital sector of India's economy and sector grew at an impressive Compound Annual Growth Rate (CAGR) of 8% constant prices. It provides employment to about 8.8% of total population against total GVA growth of 6% (2014-23)

03

The contribution of livestock to the total GVA (at constant prices) in agriculture and allied sectors increased from 24.32 % in 2014-15 to 30.23 % in 2022-23.

04

The livestock sector contributed 5.50 per cent of the total GVA in 2022-23

05

India is 1st rank in milk production in the world. Milk production has increased by 51.05% over the past 10 years from 146.31 million tonnes during 2014-15 to 239.30 million tonnes during 2023-24.

06

The per capita availability of milk is 471 grams per day in 2023-24 as against the world average of 394 grams per day during 2021.

07

India is the ranks 2nd in Egg Production and Egg production in the country is growing at the rate (CAGR) of 6.87% per annum. The per capita availability of egg is at 103 eggs per annum in 2023-24.

08

India is 5th in meat production in the world. Meat production in the country has increased from 6.69 million tonnes in 2014-15 to 10.25 million tonnes in 2023-24. Meat production in the country is growing at the rate (CAGR) of 4.85% per annum. The per capita availability of meat is at 7.39 Kg per annum in 2023-24.

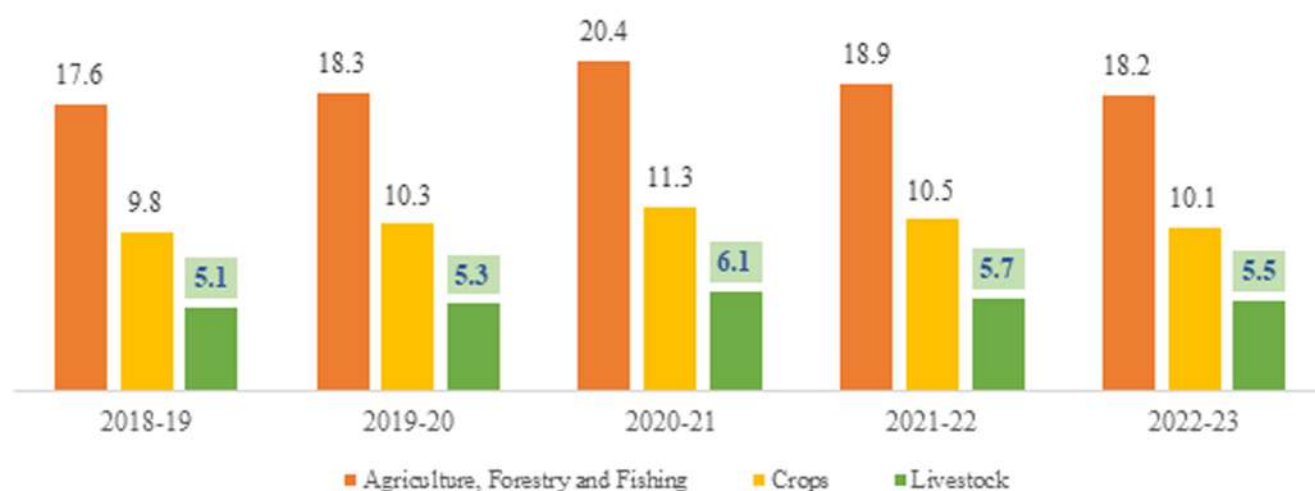
09

Livestock rearing is a major source of livelihood for over 70% of rural households in India, with a significant proportion being small and marginal farmers and landless laborers. This sunrise sector provides employment to about 80 million people across India.

10

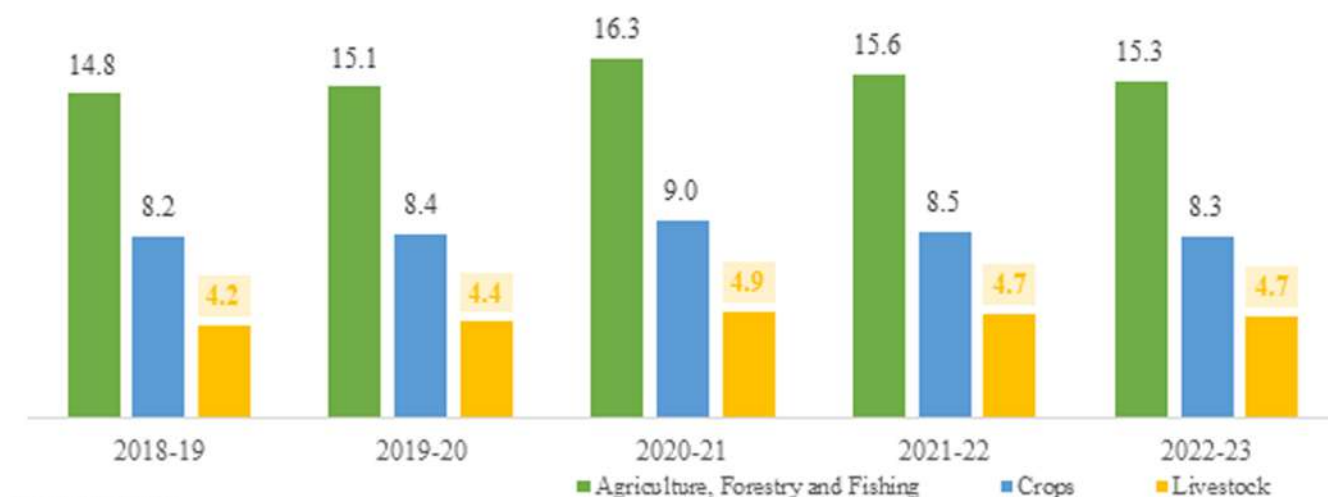
India's exports of Animal Products in 2023-24 was Rs. 37,665.51 Crores/ 4,543.52 USD Millions. The demand for Indian buffalo meat in the international market has sparked a sudden increase in meat exports. Buffalo meat dominated the exports with a contribution of over 82% in total Animal Products export from India in 2023-24.

All India % Share of GVA by Economic Activity - 2018-19 to 2022-23
(at current prices) (Base year 2011-12)



सत्यमेव जयते

All India % Share of GVA by Economic Activity - 2018-19 to 2022-23
(at constant prices) (Base year 2011-12)



Indian Livestock & International Scenario

Comparative Analysis: India's Livestock Sector vs. Global Scenario

(Based on GVA and Livestock Population)

1. Gross Value Added (GVA) Contribution

- In 2022-23, livestock contributed ₹1,355,460 crore to the GVA, which represents 30.23% of the Agriculture Sector's GVA and 5.5% of the total GVA (NAD Table)(FAO).
- Major contributors include:
 - Milk: ₹1,116,241 crore.
 - Meat: ₹392,516 crore.
 - Eggs: ₹58,380 crore.
- India is a leading player globally, especially in milk production, contributing nearly 25% of global Milk output.

2. Livestock Population (2022)

- India has the largest population of livestock globally:
 - Cattle:** 303 million (19.5% of the global cattle population).
 - Buffaloes:** 112 million (54.6% of the global buffalo population).
 - Goats:** 150 million.
 - Sheep:** 75 million.

3. Milk Production

- The world's largest milk producer, with 239.30 million tonnes in 2023-24, driven mostly by cattle and buffalo milk.
- GVA from milk accounts for 82% of India's livestock GVA.
- In Rest of the World, U.S. (11.04%), Pakistan (6.73%) and China (4.34%) contribute significantly to Global production of milk.

4. Meat Production

- Meat production was 10.25 million tonnes in 2023-24, with poultry leading.
- Cultural factors limit beef production, while poultry dominates meat consumption.
- India ranks among the top five producers but significantly trails global leaders like China (94.6 million tonnes) and the U.S. (47.5 million tonnes).

5. Egg Production

- Produced 142.77 billion nos of eggs in 2023-24, ranking second globally.
- China leads with 34.4 million tonnes, followed by India and the U.S. (6.5 million tonnes)

6. Challenges and Areas for Improvement

- Low productivity per animal compared to global averages.
- Issues with feed, water resources, and veterinary infrastructure.
- Need for modernization in livestock farming practices.

• Global:

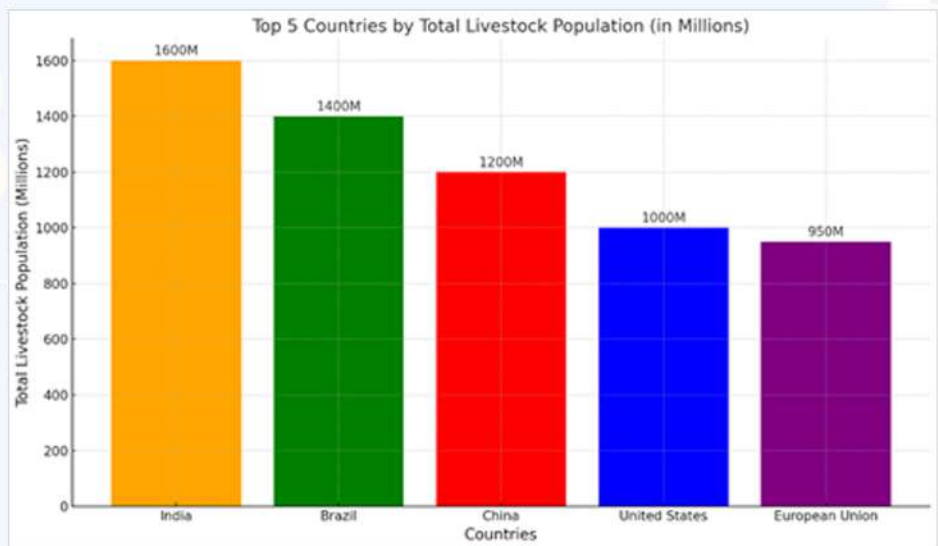
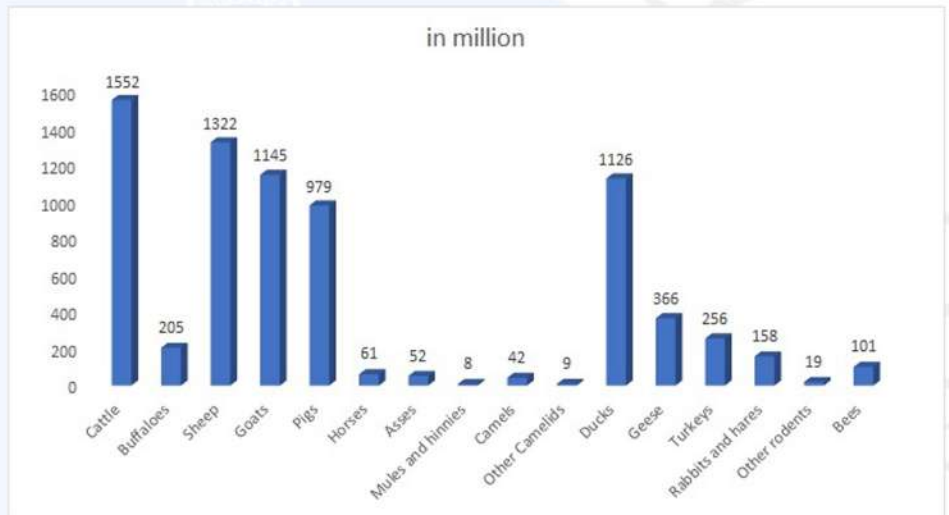
- Focus on sustainability and reduction of emissions in livestock farming.
- Advanced regions invest in precision agriculture and genetic improvement.

India's livestock sector is a critical component of its agricultural economy and a significant player globally. While India leads in Livestock population and milk production, it lags in productivity and meat output compared to global benchmarks. Addressing these challenges could further enhance its global competitiveness.

International Scenario

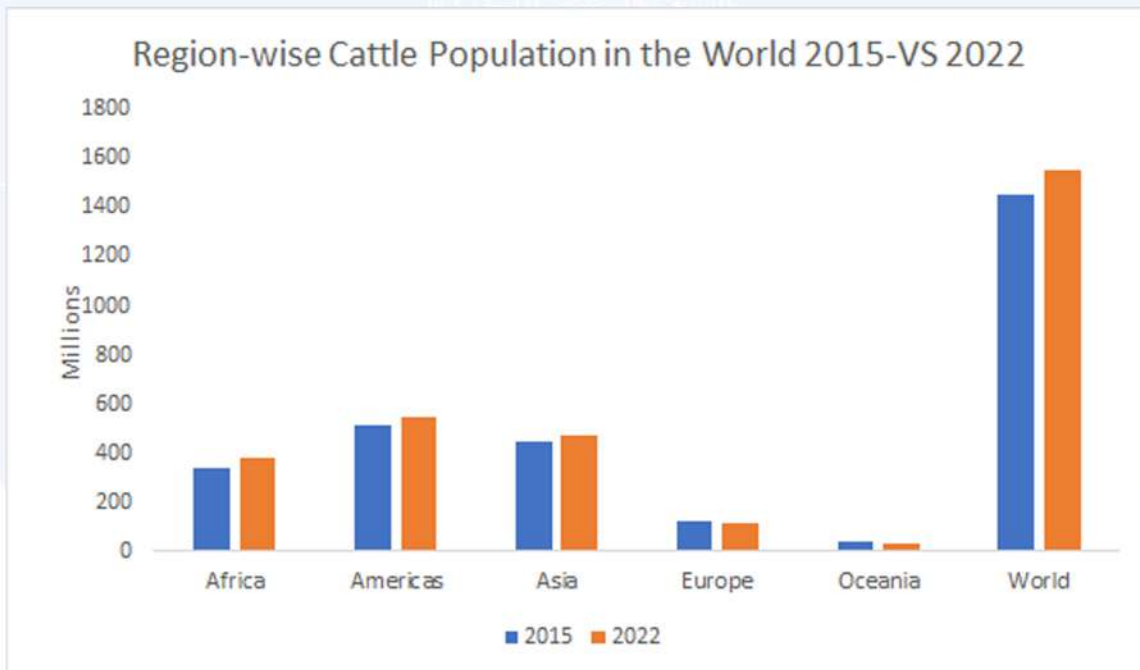
Species-wise World Livestock Population 2015-2022 (in million)

Items	2022
Cattle	1552
Buffaloes	205
Sheep	1322
Goats	1145
Pigs	979
Horses	61
Asses	52
Mules & hinnies	8
Camels	42
Other Camelids	9
Ducks	1126
Geese	366
Turkeys	256
Rabbits and hares	158
Other rodents	19
Bees	101



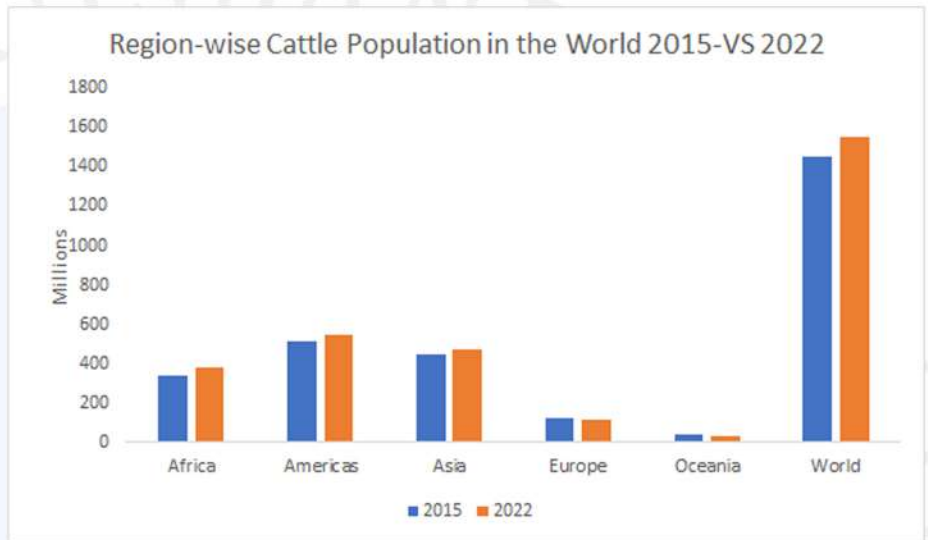
Region-wise Cattle Population in the World 2015-2022 (figures in number)

Region	2015	2022
Africa	335615236	381583818
Americas	512435060	548785316
Asia	443762438	473129238
Europe	121964854	113142830
Oceania	37959511	34874423
World	1451737099	1551515624



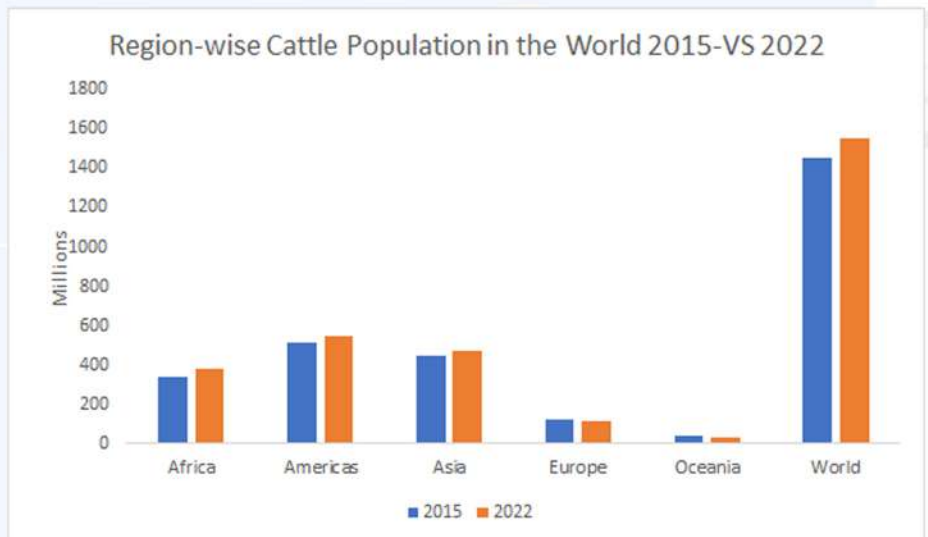
Top Five (Latest Year) Milk Production in the World 2022 (figures in Tonnes)

Country	2022
India	213779229
USA	102747317
Pakistan	62557950
China	40389521
Brazil	35944054



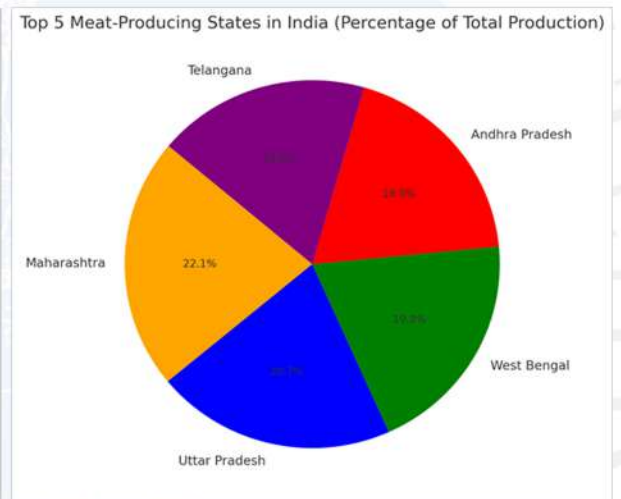
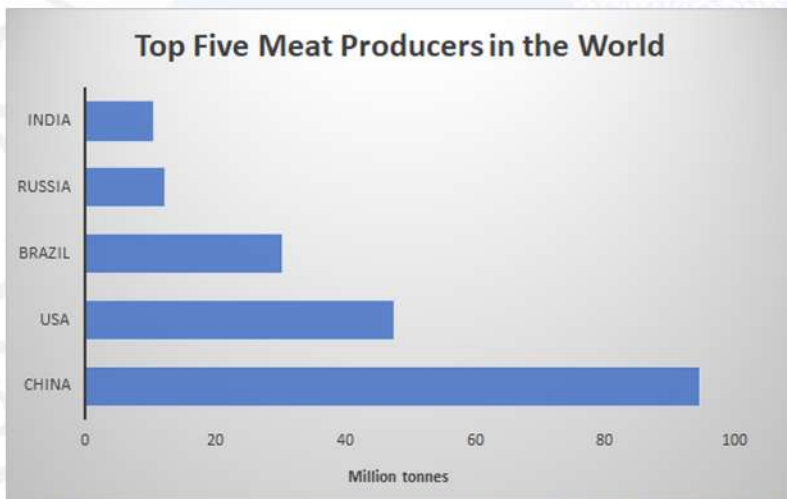
Top 5 milk producing states in India 2021-22

States	% of total
Uttar Pradesh	15%
Rajasthan	15%
Madhya Pradesh	8%
Gujarat	8%
Andhra Pradesh	7%



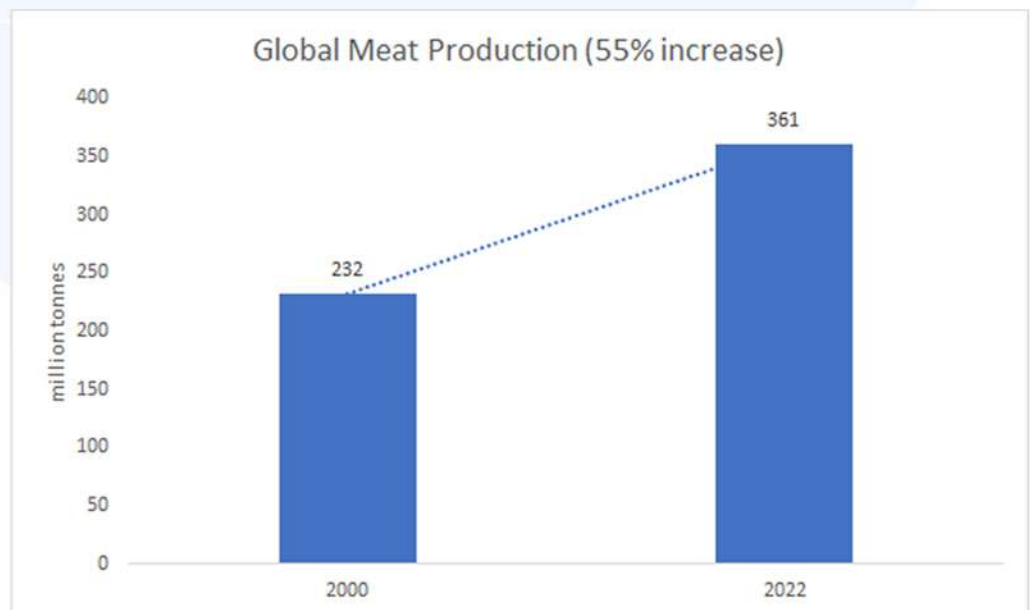
Top Five (Latest Year) Meat Production in the World (figures in Tonnes)

China	94676559
USA	47530725
Brazil	30397943
Russia	12244950
India	10644195



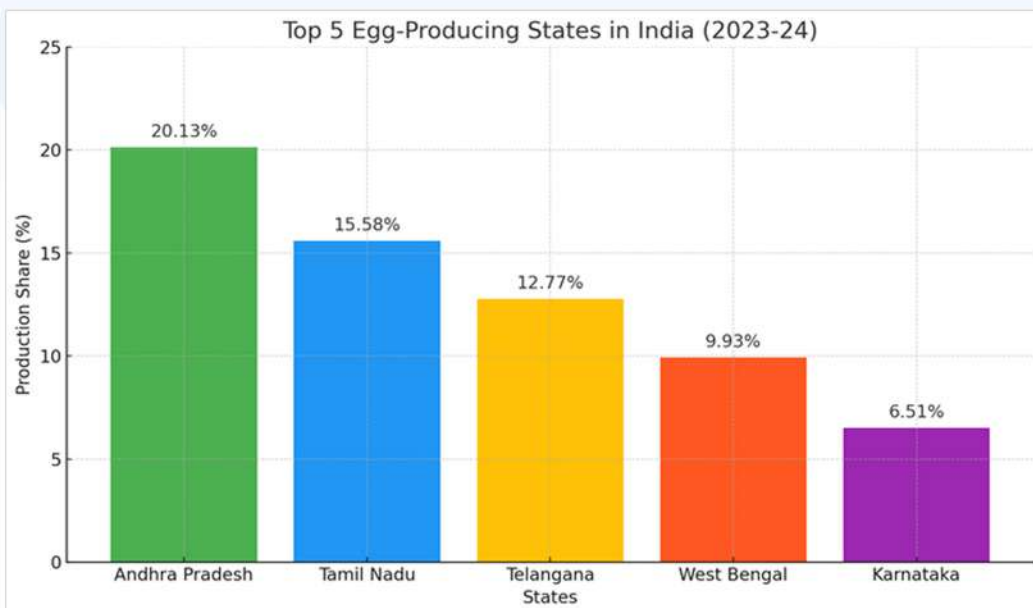
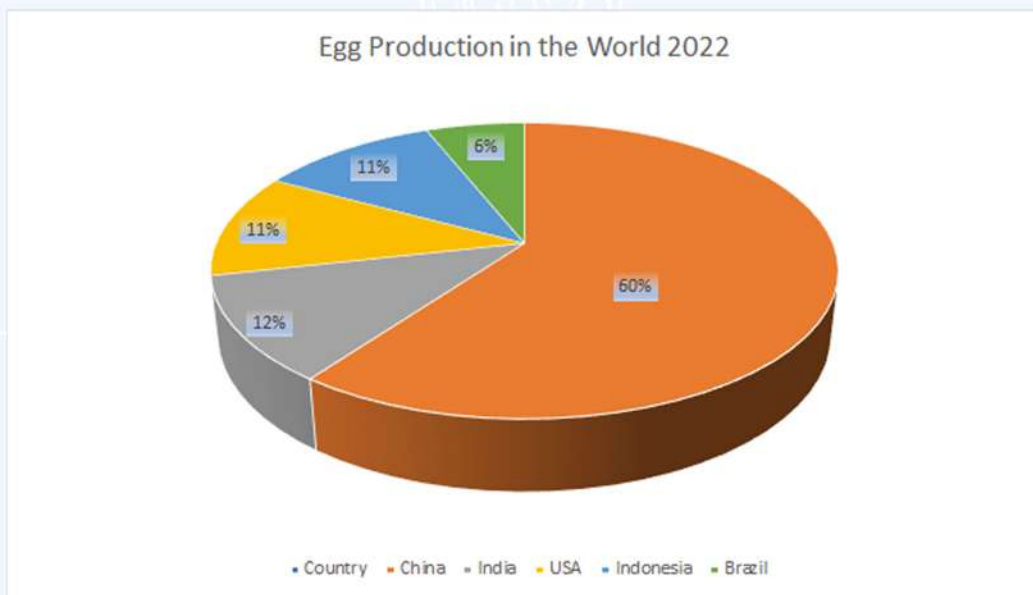
GLOBAL MEAT PRODUCTION

Year	million tonnes
2000	232
2022	361



Top Five (Latest Year) Egg Production in the World 2015-2022 (figures in Tonnes)

Country	2022
China	34423693
India	6571249
USA	6528357
Indonesia	6322547
Brazil	3479910



Online Data Collection (eLISS)

The efficient collection and management of livestock data is a cornerstone for informed decision-making and policy formulation in India's agricultural sector. Given the country's vast geographical expanse and diversity in agricultural practices, accurate and timely data on key livestock products pertaining to milk, meat, eggs, and wool are indispensable. This data provides the foundation for crafting evidence-based strategies, driving investments, and ensuring the sustainable growth of the livestock industry. However, conventional methods of data collection have often proven inadequate in meeting these demands, plagued by inefficiencies, delays, and inaccuracies. These limitations underscore the need for a comprehensive, technology-driven solution capable of addressing the complexities of livestock data management in a country as diverse and expansive as India.



The eLISS (End-to-End Livestock Integrated Sample Survey) was conceptualized and developed as a robust solution to address these challenges. This responsibility was entrusted to ICAR-Indian agricultural Statistics Research Institute, New Delhi in the form of a study under which a system consisting of the eLISS web portal and the eLISS Data Collection App, which together create an integrated framework for the end-to-end management of livestock data was developed.

BASIC ANIMAL HUSBANDRY STATISTICS



सत्यमेव जयते

BAHS

2024



सत्यमेव जयते

भारत सरकार
GOVERNMENT OF INDIA

मत्स्यपालन, पशुपालन और डेयरी मंत्रालय
MINISTRY OF FISHERIES, ANIMAL HUSBANDRY & DAIRYING
DEPARTMENT OF ANIMAL HUSBANDRY AND DAIRYING