



सत्यमेव जयते

Dept. of Animal Husbandry,
Dairying & Fisheries

Livestock Census and Integrated Sample Survey



Dept. of Animal Husbandry,
Dairying & Fisheries

Agenda I: Livestock Census

Status of 21st Livestock Census

- 21st Livestock Census has been Launched on 25th October, 2024 at New Delhi. All the States/UTs have supposed to complete census operation by the end of February, 2025.
- The data collection work for 21st Livestock Census has been extended to 31st March 2025.



सत्यमेव जयते

Dept. of Animal Husbandry,
Dairying & Fisheries

Manpower for 21st Livestock Census

Sl. No.	States	District Nodal Officer	Supervisor	Enumerator
		<i>Approved Manpower</i>		
1	Arunachal Pradesh	25	32	162
2	Assam	35	437	2340
3	Manipur	16	35	238
4	Meghalaya	12	56	280
5	Mizoram	11	11	105
6	Nagaland	16	47	140
7	Sikkim	6	15	73
8	Tripura	8	70	350
	Total	129	703	3,688

Funds allocation/release during the FY 2024-25 for Livestock Census

Sl. No	States	Livestock Census (Rs. Lakh)			Remarks
		<i>Fund Allocated</i>	<i>Fund concurred</i>	<i>Fund released</i>	
1	Arunachal Pradesh	12.00	12.00	12.00	
2	Assam	80.00	80.00	--	<i>Mother sanction of Rs. 80 lakhs has been issued. No fund has been utilized so far.</i>
3	Manipur	24.00	24.00	24.00	<i>Regarding on board to SNA-SPARSH, the issue is with RBI for Account opening</i>
4	Meghalaya	24.00	12.00	--	<i>Mother Sanction issued. Fund not utilized yet.</i>
5	Mizoram	10.00	10.00	10.00	<i>Mother Sanction issued.</i>
6	Nagaland	16.00	16.00	16.00	--
7	Sikkim	6.00	6.00	6.00	<i>On board to SNA-SPARSH is under process.</i>
8	Tripura	28.00	28.00	28.00	<i>Mother Sanction issued.</i>



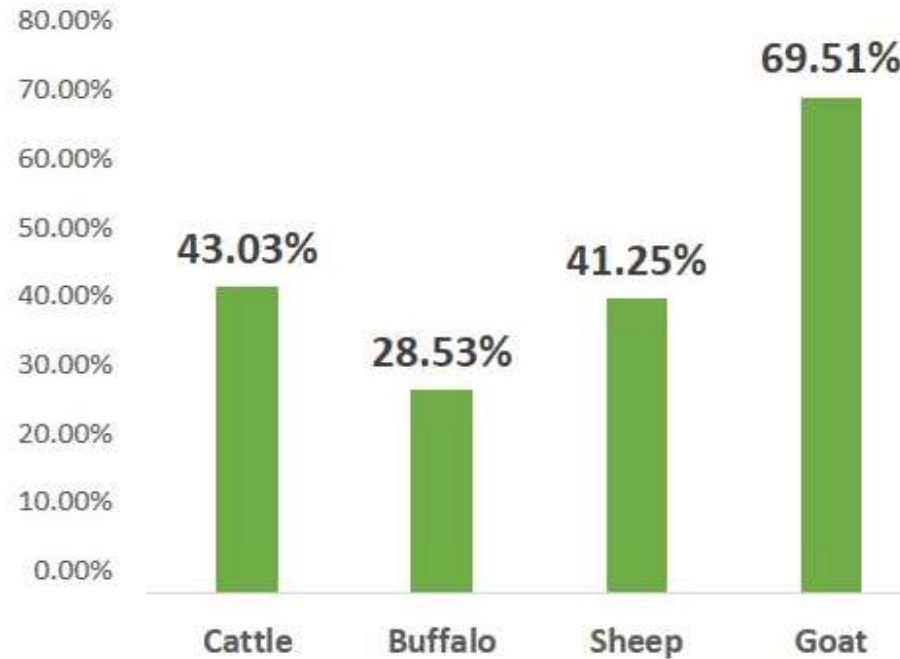
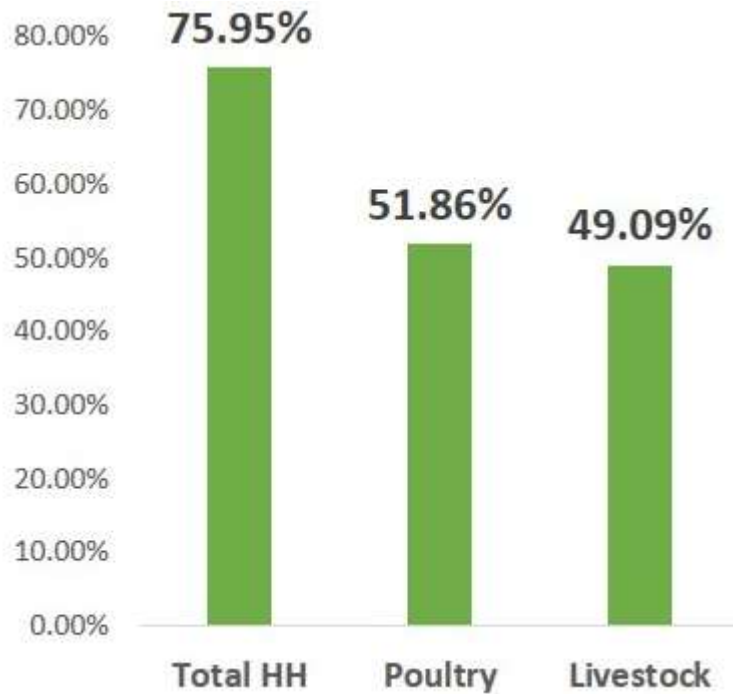
Dept. of Animal Husbandry,
Dairying & Fisheries

PROGRESS OF LIVESTOCK CENSUS WORK IN NEZ

Report Date: 06-03-2025										
States	No. of Districts	No. of Villages	No. of Urban Wards	Total Villages + Wards	Not Started		Work In Progress		Complete	
					Units	Percent	Units	Percent	Units	Percent
Arunachal Pradesh	25	5,521	42	5,563	24	0.43	23	0.41	5,516	99.16
Assam	35	27,463	1,086	28,549	5,653	19.80	7,895	27.65	15,001	52.54
Manipur	16	3,707	306	4,013	263	6.55	615	15.33	3,135	78.12
Meghalaya	12	6,988	149	7,137	4,353	60.99	1,889	26.47	895	12.54
Mizoram	11	711	253	964	176	18.26	292	30.29	496	51.45
Nagaland	16	1,530	362	1,892	273	14.43	688	36.36	931	49.21
Sikkim	6	455	51	506	1	0.20	55	10.87	450	88.93
Tripura	8	1,176	334	1,510	0	0.00	843	55.83	667	44.17
Total: NE States	129	47,551	2,583	50,134	10,743	21.43	12,300	24.53	27,091	54.04
West Bengal: Leading States	23	40,920	3,017	43,937	4	0.01	537	1.22	43,396	98.77
Total: All India	786	665,109	96,983	762,092	155,656	20.42	341,988	44.87	264,448	34.70

- ❖ Progress is on track except for Meghalaya
- ❖ Work is expected to get complete by 31st March, 2025

Assam Progress

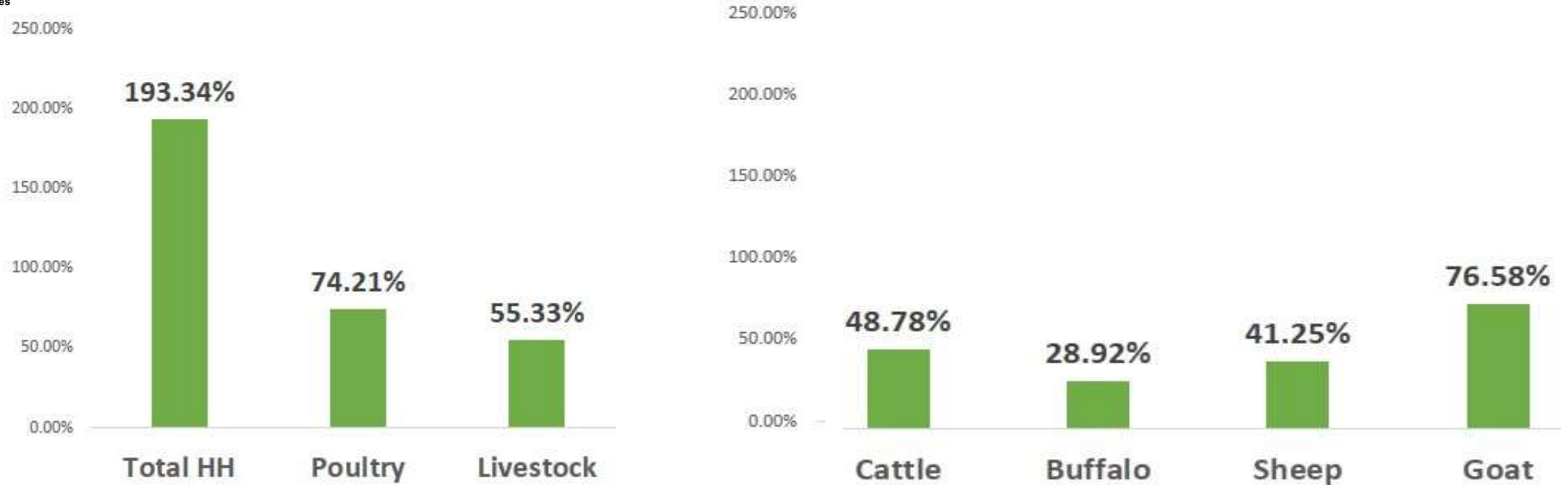


- ❖ Progress- >75%; includes both completed and progress
- ❖ **Reason for slow progress-** Maitree (for AI) Andolan under RGM for slow enumeration, offline to online sync. problem
- ❖ Pig population decrease- African swine fever (ASF)\



Dept. of Animal Husbandry,
Dairying & Fisheries

Arunachal Pradesh Progress

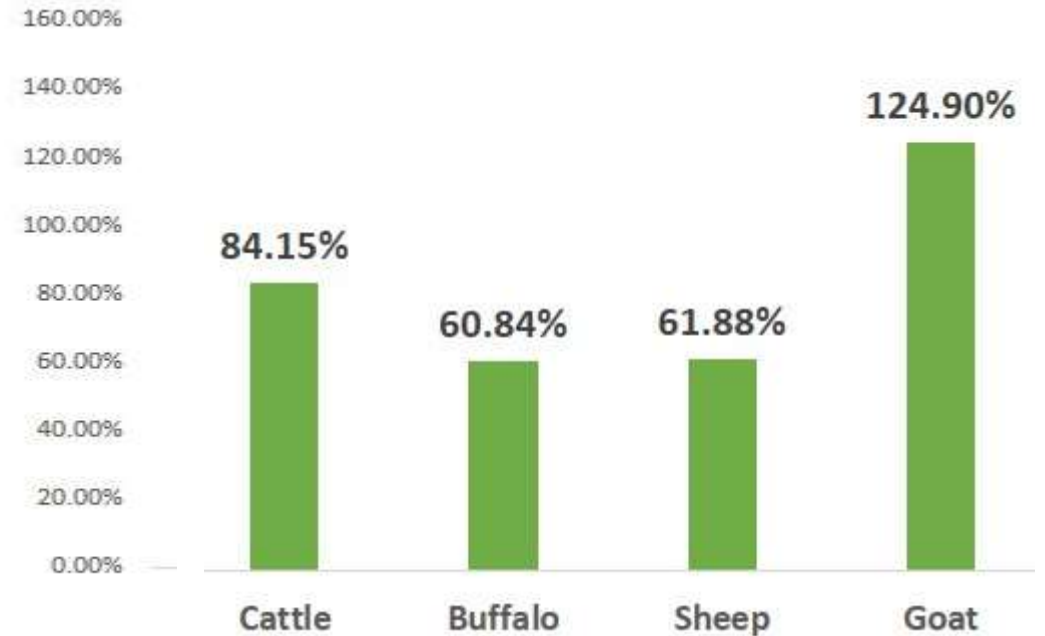
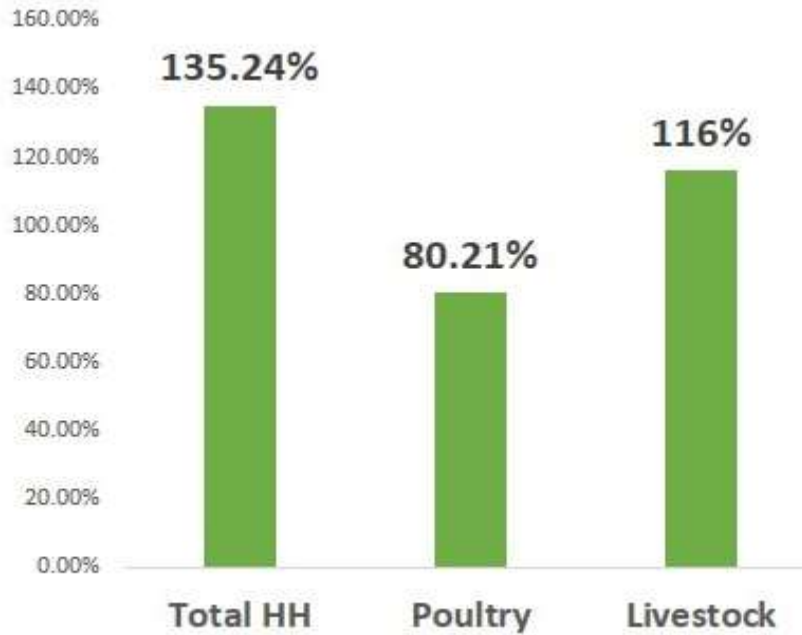


- ❖ Very Good Progress
- ❖ Cattle Population decrease- 2021-22- massive outbreak FMD and LSD in cattle's
- ❖ Pig realization 90%. African Swine fever in pigs (still there).
- ❖ Cattle and buffalo domestication is high cost as per people perception.
- ❖ Mithun realization is impressive, as widely preferred.



Dept. of Animal Hu
Dairying & Fish

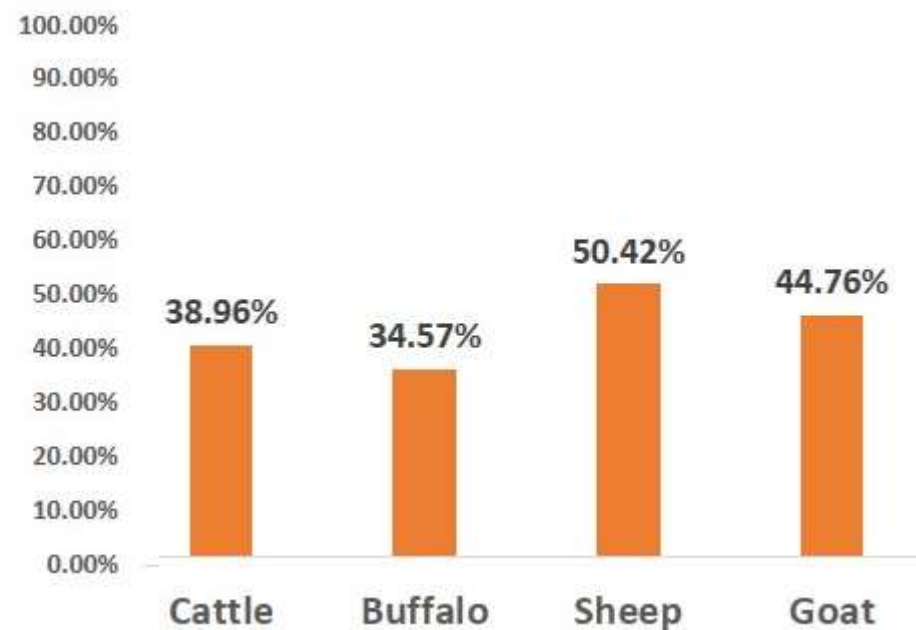
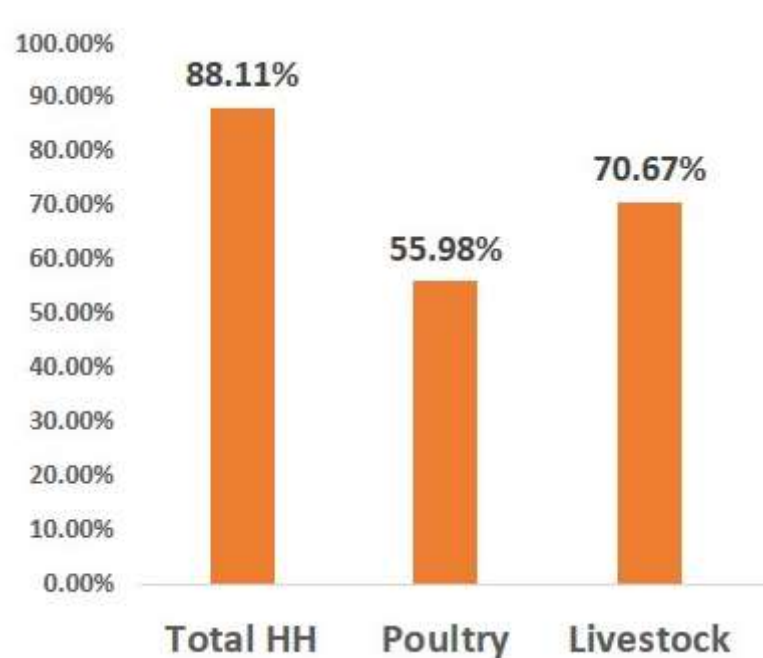
Manipur Progress



- ❖ Progress- Very Good
- ❖ Goat rearing increased - goat meat is being preferred, good takers of NLM (EDP scheme)
- ❖ Mithun & pig are preferred than buffalo and cattle in Manipur.



Nagaland Progress



Black Quarter disease in cattle & buffalo

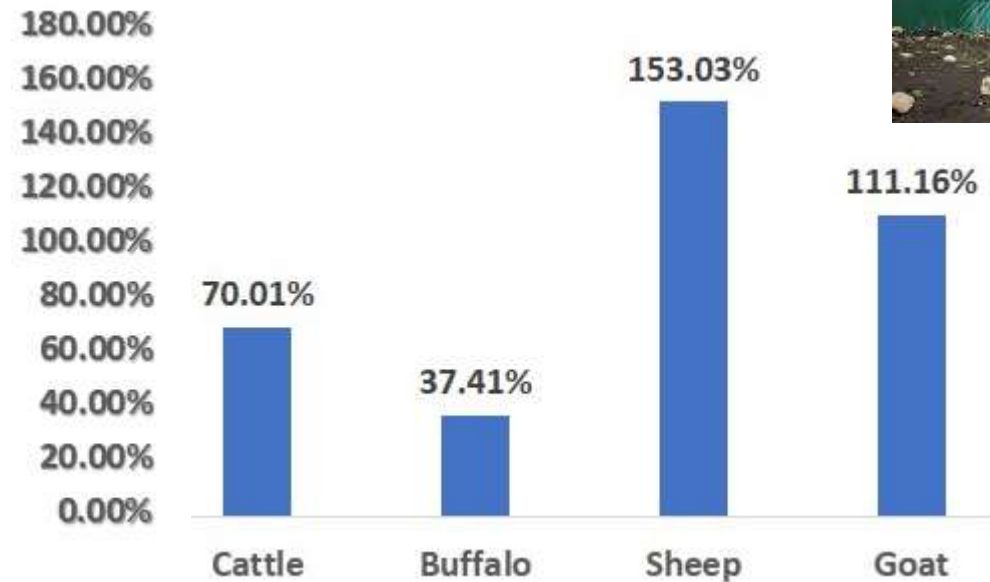
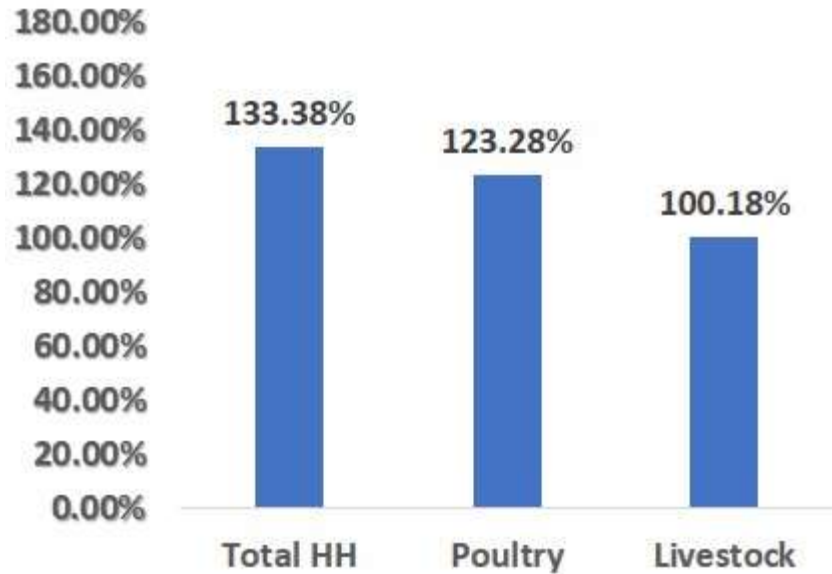
- ❖ Progress - Very good
- ❖ Cattle Buffalo goat population showing decreasing issue-
 - Buffalo not so much common due to dry hills,
 - Outbreak of **Black Quarter disease** in Mon and Phek



सत्यमेव जयते

Dept. of Animal Husbandry,
Dairying & Fisheries

Sikkim Progress

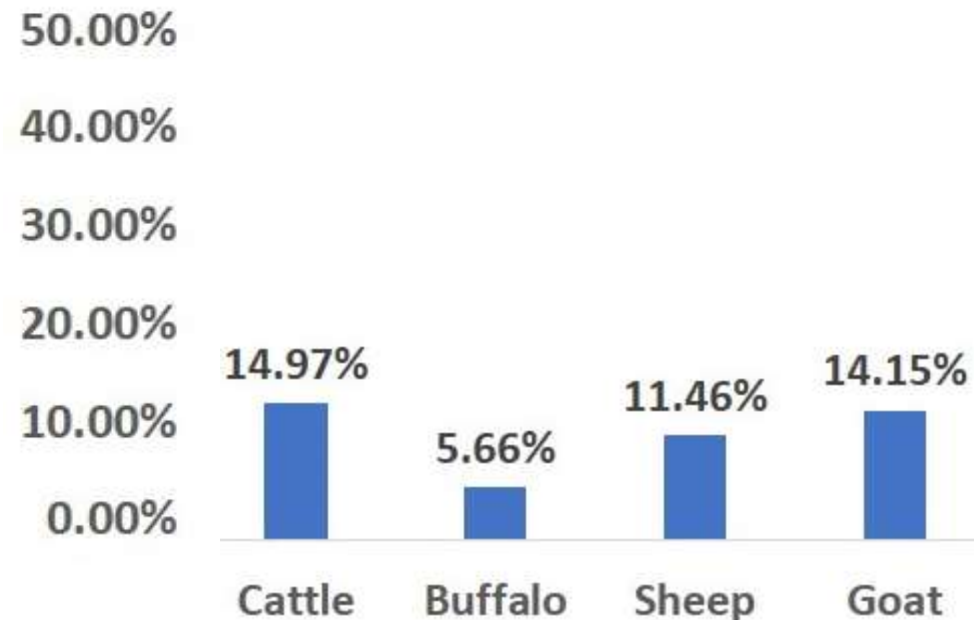
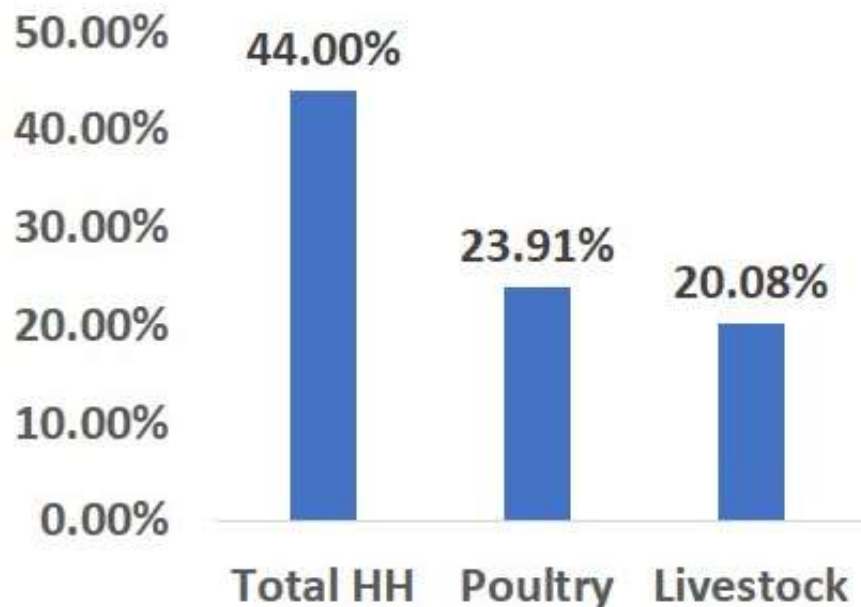


- ❖ Progress: Very good
- ❖ Buffalo and cattle decreased
 - Shifted to small ruminants
 - Outbreak- Lumpy Skin Disease (LSD)
- ❖ Goat, sheep, poultry increased
- ❖ Yak population have increased



Meghalaya Progress

Dept. of Animal Husbandry,
Dairying & Fisheries



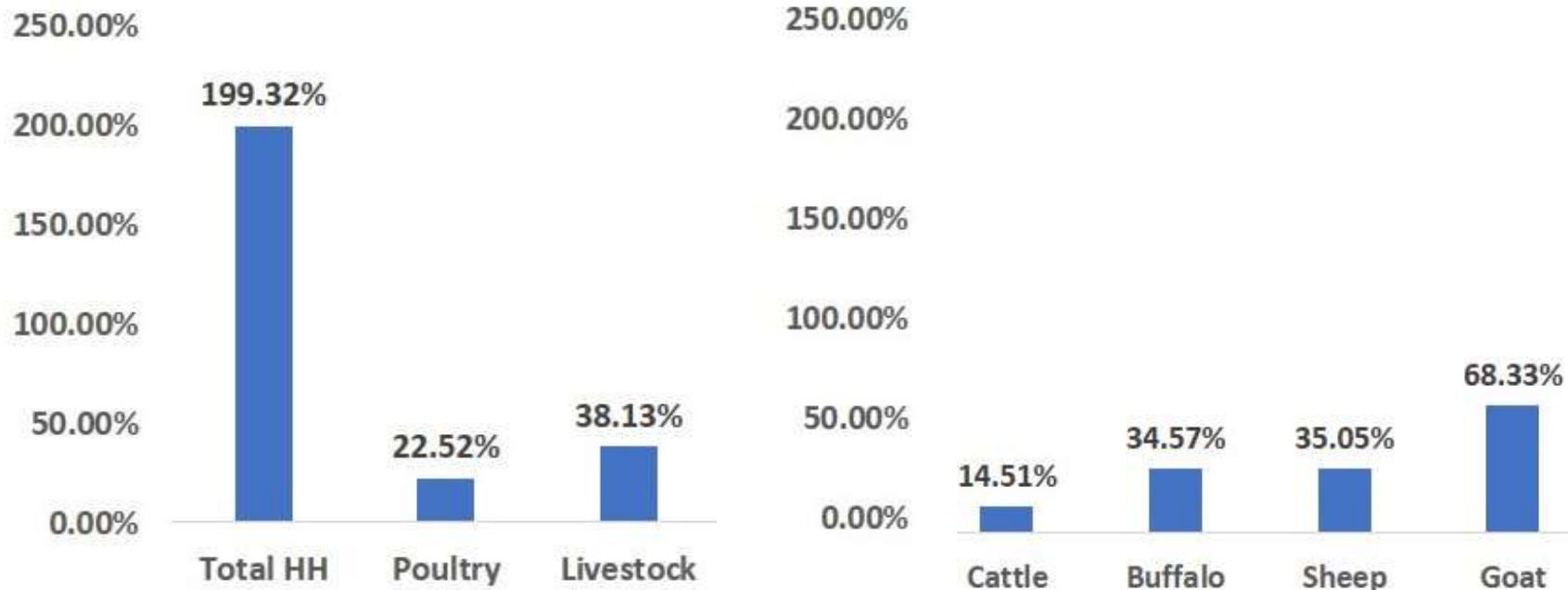
❖ Progress: Critical

- ❖ Cattle population decreased
- ❖ Poultry have also decreased
- ❖ Outbreak - LSD, FMD
- ❖ Pig farming decreased due to migration and less interest and swine fever
- ❖ Changing of lifestyle, young generation less interested in livestock rearing activities



सत्यमेव जयते
Dept. of Animal Husbandry,
Dairying & Fisheries

Mizoram Progress



- ❖ Progress: Very good
- ❖ Decline in livestock population especially after COVID
- ❖ Buffalo decrease due to advancement of tech. in agriculture
- ❖ Cattle decline due to –
 - High feed cost
 - Outbreak- FMD
- ❖ Shift in profession
- ❖ Poultry have decreased - Restriction by local people for crop protection
- ❖ 52% realization of Pig population - ASF led to reduction

DownToEarth

Health Agriculture Water Waste Climate Air Atmos Bioscience Video Gallery Young Entrepreneurs Technology News

Related Interviews

'African swine fever may have come to Arunachal Pradesh, Assam from Tibet'
Swati Rajkumar, acting director of ICAR- National Research Centre on Pig, Guwahati, speaks to DTE on African swine fever and pork meat ban in Assam

'Tigris floods not the cause of tunnel collapse but an excuse'
Anil Kumar, CEO of the project, speaks to DTE

In war-torn South Sudan, environmental conservation is being used as a diversion call to bring peace
Angela Wilson, Chairman, speaks to DTE

How climate-driven wildfires will also help scientists calculate greenhouse gas emissions: Rupal Pathi
Rupal Pathi, Scientist, speaks to DTE

Pork is an integral part of the northeast Indian cuisine. It is popular among indigenous ethnic Assamese communities such as Sonowal, Bodo, Rabha, Kac (Kabanta), Ahom, Moran, Sutiya, etc.

Explained: African Swine Fever, world's biggest animal disease outbreak; India affected too



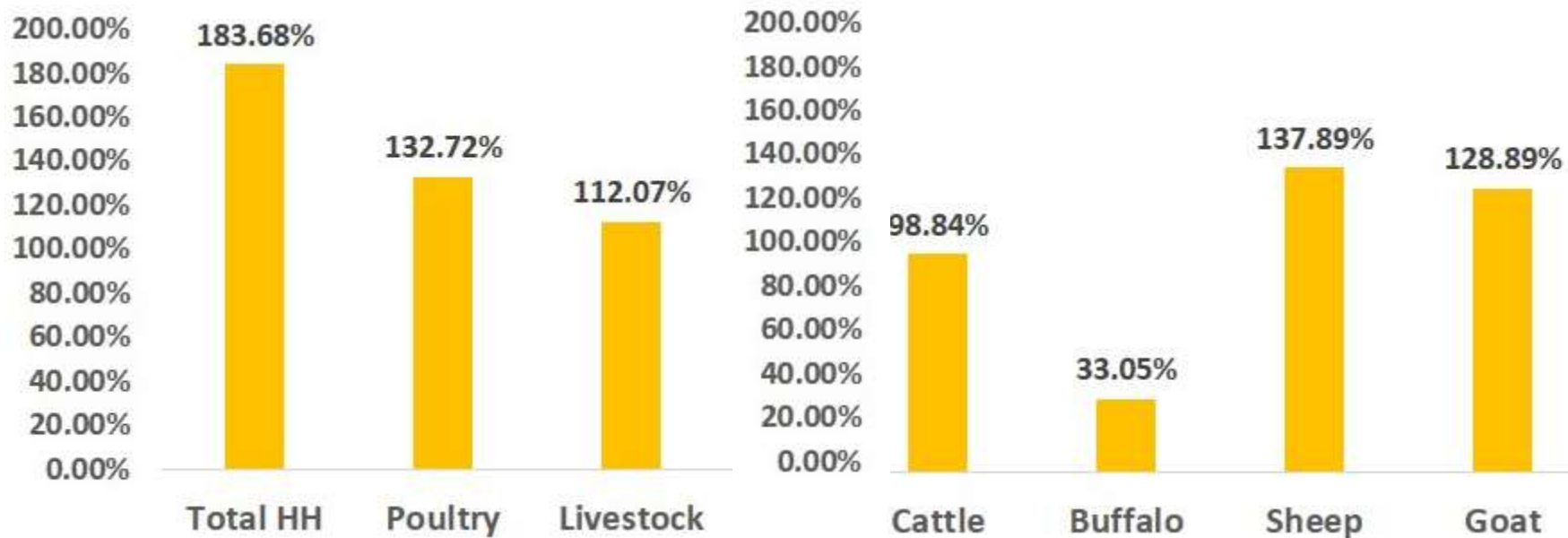
The Northeastern State Of Mizoram Is Presently Battling A Crisis In Its Livestock As The Outbreak Of African Swine Fever Has Wreaked Havoc On The Pig Population. The State, Which Consumes Pork As Its Staple, Has So Far Culled 9,000 Pigs In The Last Three Months. What Is This Disease About? Details Here.

Gaon Connection July 7, 2021





Tripura Progress



- Progress: Very good - both completed and progress
- Livestock rearing have increased- '**Mukhyamantri Unnat Godhan Prakalp**'
- Sheep, goat, poultry rearing increased- meat purpose
- Buffalo decreased significantly- high maintenance of rearing
- Outbreak - LSD occurred but was countered
- Gini fowl is domesticated for its scenic beauty, meat and egg

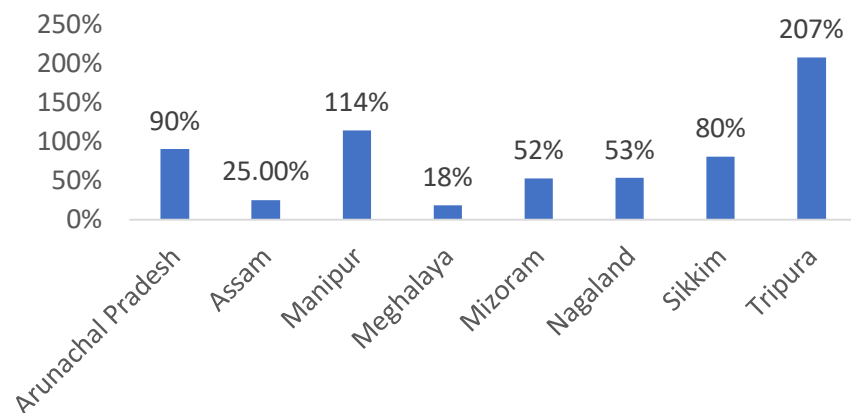




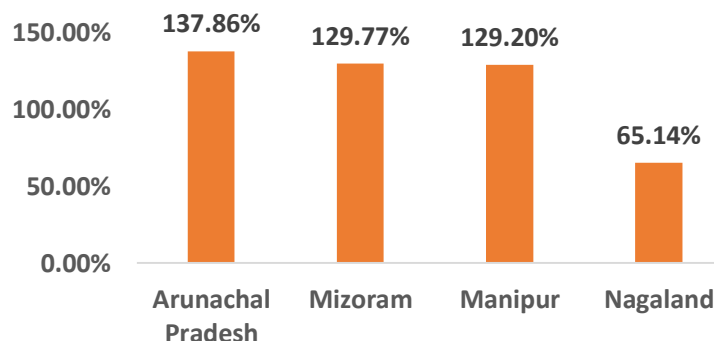
Dept. of Animal Husbandry,
Dairying & Fisheries

Pig, Yak and Mithun status

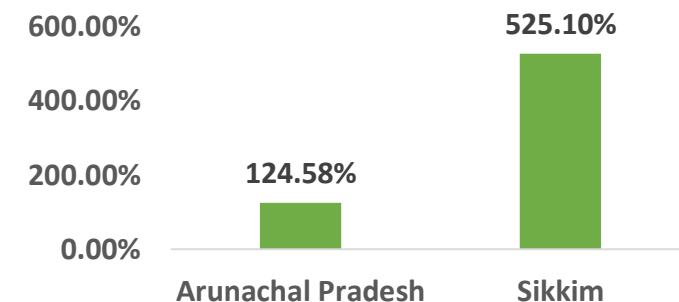
Pig



Mithun



Yak



- Decline in Assam, Meghalaya, Mizoram and Nagaland
- African Swine fever reported
- Increase in Tripura- EDP scheme

- ☐ Except above, 1 mithun reported in West Tripura
- ☐ Overall increase in Mithun Population
- ☐ Free-ranging and low maintenance
- ☐ Taboo and meat preferred
- ☐ Suited well to the climatic condition
- ☐ Tourism attraction being a flagship species

- ☐ Except above, 10 Yak reported in Manipur; 1 in Nagaland and 26 in Tripura
- ☐ Overall increase in Yak Population
- ☐ Free-ranging and low maintenance
- ☐ Suited well to the climatic condition
- ☐ Tourism attraction being a flagship species

Important Issues related to Census Exercise

- States/UTs are to complete data collection work by 31st March, 2025.
- Supervisors and above level officers are to be more careful on complete coverage, timeliness and accuracy on data.
- Enumerators may be insisted to follow the maps of villages/wards to avoid any missing of census units.



Agenda II: Progress of Integrated Sample Survey

Estimate of Major Livestock Product 2022-23 & 2023-24

Estimate of Milk Production at All India & NER States (figure in 000 Tns)				
State Name	2022-23	2023-24	Y-O-Y	PCA (gm/day)
Arunachal Pradesh	45.54	20.004	-56.07	35
Assam	1006.42	1092.23	8.53	84
Manipur	71.87	63.37	-11.83	54
Meghalaya	93.51	97.04	3.77	79
Mizoram	24.48	25.43	3.88	56
Nagaland	49.57	52.79	6.50	65
Sikkim	86.53	80.99	-6.40	321
Tripura	230.12	247.3	7.47	163
NER Total	1608.04	1679.154	4.42	88
All India	230577.03	239298.99	3.78	471

Estimate of Egg Production at All India & NER States (figure in Lakh Nos)				
State Name	2022-23	2023-24	Y-O-Y (%)	PCA (Nos./Annum)
Arunachal Pradesh	658.13	459.35	-30.20	29
Assam	5590	6228.68	11.43	17
Manipur	1215.64	1627.03	33.84	50
Meghalaya	1128.15	1172.79	3.96	35
Mizoram	397.1	400.06	0.75	32
Nagaland	355.27	443.38	24.80	20
Sikkim	98.06	125.724	28.21	18
Tripura	3280.16	3595.76	9.62	87
NER Total	12722.51	14052.77	10.46	27
All India	1383762.8	1427716.02	3.18	103

Estimate of Major Livestock Product 2022-2023 & 2023-24

Estimate of Meat Production at All India & NER States (figure in 000 Tns)					Estimate of Wool Production at All India & NER States (figure in 000 Kg)			
State Name	2022-23	2023-24	Y-O-Y (%)	PCA (Kg/Annum)	State Name	2022-23	2023-24	Y-O-Y (%)
Arunachal Pradesh	23.55	19.66	-16.52	12.59	Arunachal Pradesh	20.32	13.98	-31.20
Assam	58.24	68.68	17.93	1.92	Assam	-	-	-
Manipur	29.37	31.24	6.37	9.69	Manipur	-	-	-
Meghalaya	51.6	54.9	6.40	16.39	Meghalaya	-	-	-
Mizoram	15.53	16.31	5.02	13.17	Mizoram	-	-	-
Nagaland	23.31	24.22	3.90	10.85	Nagaland	-	-	-
Sikkim	4.99	5.05	1.20	7.33	Sikkim	-	-	-
Tripura	56.45	59.71	5.78	14.4	Tripura	-	-	-
NER Total	263.04	279.77	6.36	5.36	NER Total	20.32	13.98	-31.20
All India	9768.64	10252.65	4.95	7.39	All India	33614.48	33688.69	0.22

Status of ISS Field Work (2024-25)

Sl. No.	States	Summer Season (March - June)		Rainy Season (July - October)		Winter (November-February)	
		<i>Complete survey (% Surveyed)</i>	<i>Detailed Enumeration (%surveyed)</i>	<i>Complete survey (%Surveyed)</i>	<i>Detailed Enumeration (%surveyed)</i>	<i>Complete survey (%Surveyed)</i>	<i>Detailed Enumeration (%surveyed)</i>
1	Arunachal Pradesh	100%	100%	100%	99.58%	73.27%	62.66%
2	Assam	97.52%	95.76%	100%	100%	56.81%	37.88%
3	Manipur	99.1%	98.7%	100%	100%	5.93%	3.8%
4	Meghalaya	100%	100%	100%	100%	100%	100%
5	Mizoram	100%	100%	100%	100%	100%	100%
6	Nagaland	100%	100%	100%	100%	100%	100%
7	Sikkim	98.33%	100%	100%	100%	95.59%	89.47%
8	Tripura	100%	100%	100%	100%	52.67%	37.5%

Extended period of completion of winter season work latest by 10th March, 2025

Status of Manpower under ISS (NER Zone)

Sl. No.1	States	Joint Director		Deputy Director		Assistant Director/ Research Officer	
		<i>Sanctioned</i>	<i>In position</i>	<i>Sanctioned</i>	<i>In position</i>	<i>Sanctioned</i>	<i>In position</i>
1	Arunachal Pradesh	1	0	2 to 4	0	2 to 4	1
2	Assam	1	0	2 to 4	0	2 to 4	0
3	Manipur	-	-	2	1	2 to 4	0
4	Meghalaya	-	-	1	0	1	1
5	Mizoram	-	-	1	0	1	0
6	Nagaland	-	-	2 to 4	2	2 to 4	3
7	Sikkim	-	-	1	0	1	0
8	Tripura	-	-	1	0	1	



सत्यमेव जयते

Dept. of Animal Husbandry,
Dairying & Fisheries

Status of Manpower for ISS

Sl. No.	States	Statistical Investigator/ Assistant/ Inspector		Computer/ Data Entry Operator		Field Officer	
		<i>Sanctioned</i>	<i>In position</i>	<i>Sanctioned</i>	<i>In position</i>	<i>Sanctioned</i>	<i>In position</i>
1	Arunachal Pradesh	3 to 6	0	3 to 6	2	2 to 4	0
2	Assam	3 to 6	0	3 to 6	0	2 to 4	0
3	Manipur	2	0	2	1	1	0
4	Meghalaya	2	5	2	2	1	0
5	Mizoram	2	0	2	1	1	0
6	Nagaland	2	0	2	0	1	0
7	Sikkim	2	0	2	0	1	0
8	Tripura	2	0	2	0	1	0

Status of Manpower under ISS

Sl. No.	States	Enumerator			Supervisor/Inspector (one on every 6 to 8 enumerators)	
		<i>Sanctioned</i>	<i>In position</i>	<i>Vacant</i>	<i>Sanctioned</i>	<i>In position</i>
1	Arunachal Pradesh	58	50	8	8	6
2	Assam	72	0	72	10	0
3	Manipur	36	8	28	5	1
4	Meghalaya	27	10	17	4	0
5	Mizoram	25	15	10	4	1
6	Nagaland	36	34	2	5	6
7	Sikkim	14	13	1	2	2
8	Tripura	18	18	0	3	0

Status of fund allocation/release in FY 2023-24 & 2024-25 for Integrated Sample Survey (ISS)

Sl. No.	Name of the States	FY 2023-24		FY 2024-25		Remarks
		Fund allocation (Rs. Lakh)	Fund released (Rs. Lakh)	Fund allocation (Rs. Lakh)	Fund released (Rs. Lakh)	
1	Arunachal Pradesh	220.00	185.69	200.00	200.00	
2	Assam	10.00	10.00	--	--	
3	Manipur	130.00	32.50	100.00	0.00	<i>Yet to on-board on SNA SPARSH</i>
4	Meghalaya	140.00	31.00	50.00	25.00	<i>Mother sanction issued. Fund not yet utilized.</i>
5	Mizoram	180.00	170.00	130.00	130.00	<i>Rs.32.50 lakh released through SNA SPARSH.</i>
6	Nagaland	137.00	115.94	214.00	207.00	--
7	Sikkim	40.00	40.00	64.00	48.00	<i>Not yet on boarded to SNA SPARSH.</i>
8	Tripura	20.00	0.73	42.00	42.00	<i>Rs.9 lakh released through SNA SPARSH/ Mother Sanction issued.</i>

Issues related to ISS, if any

- Timely completion of ISS data collection is utmost required to analyse and release the season wise ISS data on time. NAD of MoSPI requires these data for their quarterly release of GVA data.
- In order to maintain data quality data collected at enumerator level necessarily be scrutinized at supervisory level.
- Survey 2025-26 will be started from 11th March, 2025. All the States are to update their sampling frame latest by 10th March, 2025. As on date three States namely, Assam, Meghalaya & Tripura have not submitted their updation.

Status of Annual Action Plan 2025-26

							Rs. In lakhs
Sl.No	State/UTs	State Estimation			AHS Division Estimation		
		LC	ISS	Total	LC	ISS	Total
1	Arunachal Pradesh	124.04	407.22	5,31.26	90.00	340.00	4,30.00
2	Assam	1083.01	496.84	15,79.85	715.00	200.00	9,15.00
3	Manipur	116.29	127.4	2,43.69	100.00	125.00	2,25.00
4	Meghalaya	160.24	189.46	3,49.71	150.00	180.00	3,30.00
5	Mizoram	93.03	157.9	2,50.93	80.00	150.00	2,30.00
6	Nagaland	104.95	549.16	6,54.11	90.00	500.00	5,90.00
7	Sikkim	56.85	76.25	1,33.10	40.00	70.00	1,10.00
8	Tripura	160.37	86.8	2,47.17	120.00	70.00	1,90.00
Total		18,98.78	20,91.03	39,89.82	13,65.00	16,35.00	30,00.00



सत्यमेव जयते

Dept. of Animal Husbandry,
Dairying & Fisheries

Thank you