

National Livestock Mission



Regional Review Meeting of Eastern States

03.04.2025

Fund Released under NLM (Rs. in lakhs)

S No.	States	2022-23	2023-24	2024-25
1	Bihar	0.00	0.00	0.00
2	Chhattisgarh	0.00	65.00	50.00
3	Jharkhand	0.00	0.00	0.00
4	Odisha	446.00	0.00	Rs. 410.00 lakhs issued including Rs. 100 Lakh for Dharti Aaba
5	West Bengal	296.63	0.00	Rs. 302.00 Lakh

Unspent Balance under NLM (Rs. In lakhs)

S No	States	Upto 2023-24	2024-25	Cumulative Unspent Balance	Status of on boarding to SNA SPARSH	Released
1	Bihar	660.84	0	660.84	Yes	-
2	Chhattisgarh	0.00	50.00	0	Yes	Released Rs. 50.00 lakh
3	Jharkhand	64.00	0	64.00	Yes	-
4	Odisha	0.00	0.00	0.00	Yes	Released Rs. 410.00 lakh (including Rs. 100 lakh for Dharti Aaba)
5	West Bengal	0.00	0.00	0.00	Yes	Released Rs. 302.00 Lakh

Bihar

2024-25

- Fund released – Rs. **0.00 lakh**
- Unspent balance – **660.836 lakh**
- SNA SPARSH – On boarded

Annual Action Plan 2025-26

S.No.	Component	Details of the proposal		Details of the Recommendation Central
		Total Project Cost (lakh)	Central Share (lakhs)	
1	Livestock Insurance under Risk Management and Insurance	5950.00	3255.00	1735.50 (1,00,000 animals) 1%
2	Organisation of Livestock Mela and other Extension activities	615.00	369.00	76.00 (for 38 district level mela)
3	Administrative cost for NLM-EDP	105.00	105.00	105.00
Total		6670.00	3729.00	1916.50

Chhattisgarh

2024-25

- Fund released – Rs. **50.00** Lakhs
- Unspent balance – 0.00 lakh
- Onboarded to SNA SPARSH

Progress of Implementation of scheme : 2024-25

S. No	Components	Central Share released (lakhs)	Progress (in numbers)
1.	Livestock Insurance Scheme	50 Lakh	11236
Total			

Chhattisgarh 2024-25 all activities physical progress report

Action Plan 2025-26 (Rs. in lakh)					
SI No.	Activity	Total Proposal Received	Gol Share	Recommended	Remarks
I	Genetic Improvement of Sheep and Goat breeds: Establishment of Regional Semen Production Laboratory and Semen Bank for sheep and goat	890.00	534.00	Nil	For eastern zone already a Regional semen bank is approved in West Bengal.
a					
b	Establishment of State Semen Bank	NIL	-	-	
c	Propagation of Artificial Insemination through existing cattle and buffalo Artificial Insemination centres	74.90	44.94	44.94	1070 AI centres to be strengthened.
d	Import of exotic sheep and goat germplasm	-	-	-	
II	Genetic Improvement of Pig breeds	NIL	-	-	
a	Establishment of pig semen collection and processing lab	Nil	-	-	
b	Import of exotic pig germplasm			-	

Chhattisgarh

Action Plan 2025-26 (Rs. in lakh)

SI No.	Activity	Total Proposal Received	GoI Share	Recommended	Remarks
III	Assistance for quality Fodder seed production	63.55	38.13	38.13	
IV a	Extension activities Training, IEC etc	535.14	535.14	54.38	Exposure visit for 292 vets @Rs.1500 = Rs.4.38 lakhs. Gram panchayat level training of Green fodder cultivation for 2 people for 5000 gram panchayats @Rs.500 = Rs.50.00 lakh (after seeing the outcome we may provide more funds)
IV b	Seminar etc.	215.00	129.00	39.60	2 lakh per district (Two livestock fair per district).
V	Livestock Insurance	437.625	230.355	222.30	State is advised to sent revised plan after considering 5% of milch cattle population. (Only 0.9%)
VI	Administrative Cost	83.60	83.60	20.00	Very less proposals received from the State
VII	Fodder Production from Non-forest wasteland/rangeland/grassland/non-arable land	1500.00	900.00	900.00	Received from Forest Deptt. Through SLEC
TOTAL		3799.815	2495.165	1319.35	

Jharkhand

2024-25

- Fund released – Nil
- Unspent balance – 64.00 lakhs
- Onboarded to SNA SPARSH

Annual Action Plan 2025-26

S.No.	Component	Details of the proposals		Details of Recommendation Central Share (lakhs)
		Total Project Cost (lakh)	Central Share (lakhs)	
1	Livestock Insurance	10650.00	3667.50	1296.75 (175000 Animals) 5%
2	Innovation & Extension	1856.00	1156.00	460.00 (for 264 block level mela and training of 25000 farmers)
Total		12506.00	4823.5	1756.75

Odisha

2024-25

- Fund released – Rs. **410.00** Lakhs
- Unspent balance – 0.00 lakh
- Onboarded to SNA SPARSH

Progress of Implementation of scheme : 2024-25

S. No	Components	Central Share released (lakhs)	Progress
1.	Feed and Fodder development Assistance for quality fodder seed production	40.90	Completed quantity of seed(400 qtl)
2.	Livestock Insurance	250.00	Insured 90393 animals
3.	Innovation and Extension (Training of 100 VETS)	19.10	Completed
Total		310.00	

Odisha

Annual Action Plan 2025-26

S.No.	Component	Details of the proposals		Details of Recommendation Central Share (lakhs)
		Total Project Cost (lakh)	Central Share (lakhs)	
1	Establishment of Goat Semen Station at Chipilima, Sambalpur	954.19	572.514	Rs. 430 Lakh
2	IEC Activities	100.00	100.00	100.00
3	Training programme	150.00	150.00	150.00
4.	Livestock Insurance	3819.00	2416.100	1847.22 (for 3,51,500 animals) 11.14%
	Total	1823.117	3238.614	2527.22

West Bengal

2024-25

- Fund released – 302.00 lakhs
- Unspent balance – 0.00 lakhs
- Onboarded to SNA SPARSH

Progress of Implementation of scheme : 2024-25

S. No	Components	Central Share released (lakhs)	Progress
1.	Regional Semen Production Laboratory and Semen Bank for Goat in revised site at Haringhata, Nadia	111.00	After completion of required works of Buck Semen Station this project is now implemented
2.	Scheme Promotion, dissemination of knowledge and related activities for promoting animal husbandry through pranisampad Pradarshani	6.00	
3.	Administrative cost to implement Entrepreneurship Development Programmes (EDP) under NLM in West Bengal	21.00	Organised 5 State level workshops and 28 regional level workshop, trained 3400 farmers
4.	Training of animal husbandry farmers through Farmers Field School (FFS)	4.00	Organised 108 FFS and trained 432 farmers
5.	Training and capacity building for lead farmers in animal husbandry , poultry, feed & fodder in West Bengal.	58.00	Organised 125 training Programs and trained 6925 farmers
Total		200.00	

West Bengal

Progress of Implementation of scheme : 2024-25

S. No	Components	Central Share released (lakhs)	Progress
6.	Fodder Seed Production (Maize & Oat), procurement and distribution under NLM 2023-24, submitted by Dhaanyaganga Krishi Vigyan Kendra, Murshidabad, West Bengal	0.50	Ongoing
7.	Enhancement of Maize & Oats Seed Production in West Bengal - Mitigate the challenge of Animal Feed & Fodder scarcity on perspective of International millet year 2023, submitted by West Bengal University of Animal and Fishery Sciences	0.25	Ongoing
Total		0.75	

West Bengal

Annual Action Plan 2025-26

S.No.	Component	Details of the proposal		Details of the Recommendation Central Share (lakh)
		Total Project Cost (lakh)	Central Share (lakh)	
1	Livestock Insurance proposal for Milch Cattle	2316.38	1421.33	1421.33 (for 1,50,000 animals) 2.27%
2	Propagation of Goat Artificial Insemination through existing cattle & Buffalo A.I. Centres	630.00	378.00	378.00
3	Administrative Cost for EDP- NLM	105.00	105.00	105.00
Total		3051.38	1904.33	1904.33

Livestock Insurance Status of Eastern states

States	Milch animal population	5% of Milch animal population	Insurance Done in 2023-24	Insurance Done in 2024-25	Action Plan Approved for FY 2025-26	No. of Cattle approved	Fund Released for Insurance 2024-25
		(in Lakh)	(In nos.)	(In nos.)	(Rs. in Lakh)	(In nos.)	(Rs. in lakh)
Bihar	9952941	497647	0	0	1735.50	1,00,000	0
Chhattisgarh	3161380	158069	0	10236	222.30	30,000	50
Jharkhand	3484407	174220	0	45132	1296.75	1,75,000	0
Odisha	3080869	154043	42945	90393	1847.22	351500	250
West Bengal	6613814	330691	0	0	1421.33	1,50,000	0
Total	26293411	1314670	42945	145761	6523.1	381500	300

Livestock Insurance Status of Eastern states

States	Empanelled Insurance Company	Proposal Status (FY 2025-26)
Bihar		
Chhattisgarh	Hindustan Insurance Brokers Limited	
Jharkhand		
Odisha	National Insurance Company	
West Bengal		

Creation Of Fodder Task Force

S No	Name of the States	Status of creation	Action till now
1	Bihar	Yes	No information
2	Chhattisgarh	Yes	<ul style="list-style-type: none"> State has already been focusing on developing a complementing relationship between the agriculture and the livestock sector to bring about the large scale sustainable impact on the rural community through Narwa Garuwa Ghuruwa Badi (NGGB) scheme and Rural Industrial Park (RIPA) 6227 charagah have been developed in total 22813 acres of government /community land nearby Gauthans. Para-dan (Rice Straw donation) to Gauthans by farmers is another most important drive initiated to mitigate fodder requirement . Under RIPA feed producing units had been established to mitigate feed requirement at rural level. Suraji Gaon Prakosth had already been constituted for implementation of NGGB. This committee is addressing feed and fodder development.
3	Jharkhand	Yes	<ul style="list-style-type: none"> Meeting held on 15th May, 2024 to know the status of green fodder cultivation and action plan for sufficiency in Jharkhand. Presently, total requirement of green fodder is 24349 thousand MT and availability is of 7856 thousand MT with 16494 thousand MT shortage i.e., deficiency is of 67%. Focus areas have been identified towards sufficiency of green fodder.

Creation Of Fodder Task Force

S No	Name of the States	Status of creation	Action till now
4	Odisha	Yes	<p>Meetings & Initiatives for Fodder Development in Odisha</p> <ul style="list-style-type: none"> • Three meetings were held on 12.01.2024, 19.04.2024, and 06.08.2024. <p>Increasing Fodder Area</p> <ul style="list-style-type: none"> • 1,50,000 fodder seed minikits (up from 40,000) to cover 37,500 acres; 1,00,000 minikits distributed in June-July 2024. • 50,000 perennial fodder minikits (up from 15,000) to cover 12,500 acres; procurement initiated for Sorghum Multi-Cut (CoFS-29, CoFS-31), distribution by August 2024. • Technical Sub-Committee meeting (23.04.2024) selected fodder varieties for Odisha based on IGFR, Jhansi recommendations. <p>Community Pasture & Forest Integration</p> <ul style="list-style-type: none"> • Goshalas included in fodder development programs. • Forest Dept. to plant quick-growing fodder trees in fringe forests before monsoon 2024-25; nursery plan underway. • Soil Conservation Dept. to introduce fodder in watershed areas. <p>Support for Private Dairies</p> <ul style="list-style-type: none"> • Minikits prioritized for dairy farmers in milk route areas. • Fodder Entrepreneurship Scheme to be implemented via dairy societies. • Subsidy facilitation for fodder cultivation by OMFED & private dairies.

Creation Of Fodder Task Force

S No	Name of the States	Status of creation	Action till now
4	Odisha	Yes	<p>Fodder Entrepreneurship Development</p> <ul style="list-style-type: none"> • 2,000 acres targeted in FY 2024-25 with a ₹35,000/acre subsidy over three years (₹15,000 in Year 1, ₹12,000 in Year 2, ₹8,000 in Year 3). • Sub-committee constituted for fodder production recommendations. <p>Silage Promotion</p> <ul style="list-style-type: none"> • Pilot project in 15 MPCS areas across 3 Milk Unions tested silage adaptability. • Recommendations: <ul style="list-style-type: none"> • FPO formation for fodder & silage production. • Silage at ₹5-6/kg at farmers' doorstep. • State-level marketing via dairy cooperatives. • OMFED to develop an action plan. <p>Training & Awareness:</p> <ul style="list-style-type: none"> • 271 Milk Producers' Cooperative Society (MPCS) members trained at the Institute of Cooperative Management. • 58 training sessions for dairy farmers to conclude by 15th August 2024.
5	WB	Yes	<ul style="list-style-type: none"> • District wise category of land available (Arable/Non arable land/Forest/Pasture etc.) • District wise status of land (degraded /saline/Acidic etc.) • Source of irrigation for different categories of land • Type of grasses, trees, fodder etc. to be developed in those land

Action Needed

States	Action required
All Eastern States	<ol style="list-style-type: none">1. Augmenting the activities under Fodder task Force and reporting to DAHD2. Ensure to procure only Certified seeds for fodder production programmes.3. Source of Procurement shall be reported to DAHD
All Eastern States	Enhancing the penetration of livestock insurance with a minimum target of 2 % Milch Animals
Bihar & Jharkhand	To expedite the process of returning of unspent balance



पशुपालन और डेयरी विभाग
**DEPARTMENT OF ANIMAL HUSBANDRY AND
DAIRYING**

सत्यमेव जयते

Regional Review Meeting:

Eastern Region



Animal Husbandry Infrastructure Development Fund (AHIDF)

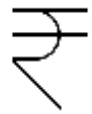


03.04.2025

Animal Husbandry Infrastructure Development Fund (AHIDF)



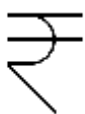
Central Sector Scheme - Prime Minister's Atma Nirbhar Bharat Abhiyan stimulus package



Budget allocation of Rs. 29610.25 crore.

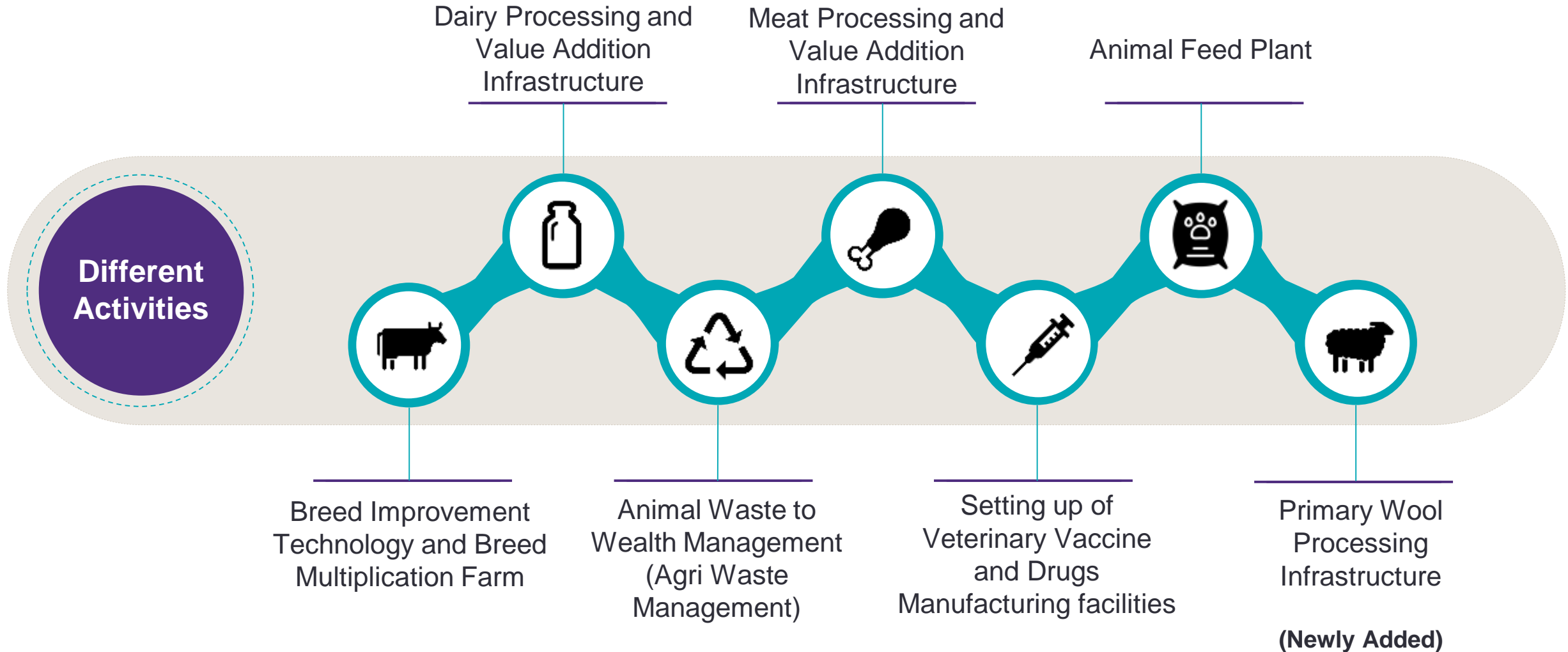


Loan up to 90% of the project cost with 3% interest subvention payable up to 8 years.



Credit Guarantee fund of Rs. 750.00 crore with guaranteed coverage up to 25% of total term loan for MSME units & Cooperatives

Animal Husbandry Infrastructure Development Fund (AHIDF)



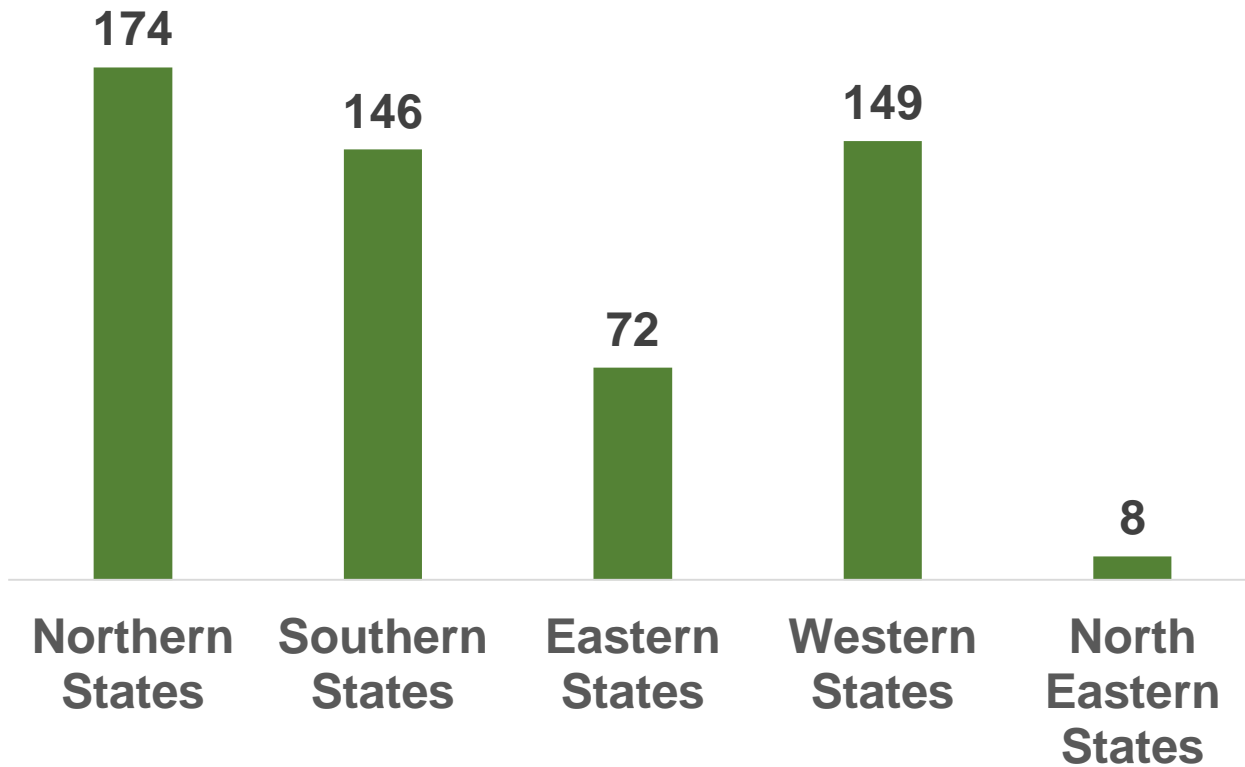
Current Status

Particulars	No of projects	Project Cost (INR Cr.)	Term Loan (INR Cr.)
Eligible Projects	1,013	22,096	15,450
Sanctioned Projects	549	16,786	11,677
Approved Projects in PAC & PSC	385	13,232	9,133
Interest Subvention Released	366	13,081	9,043

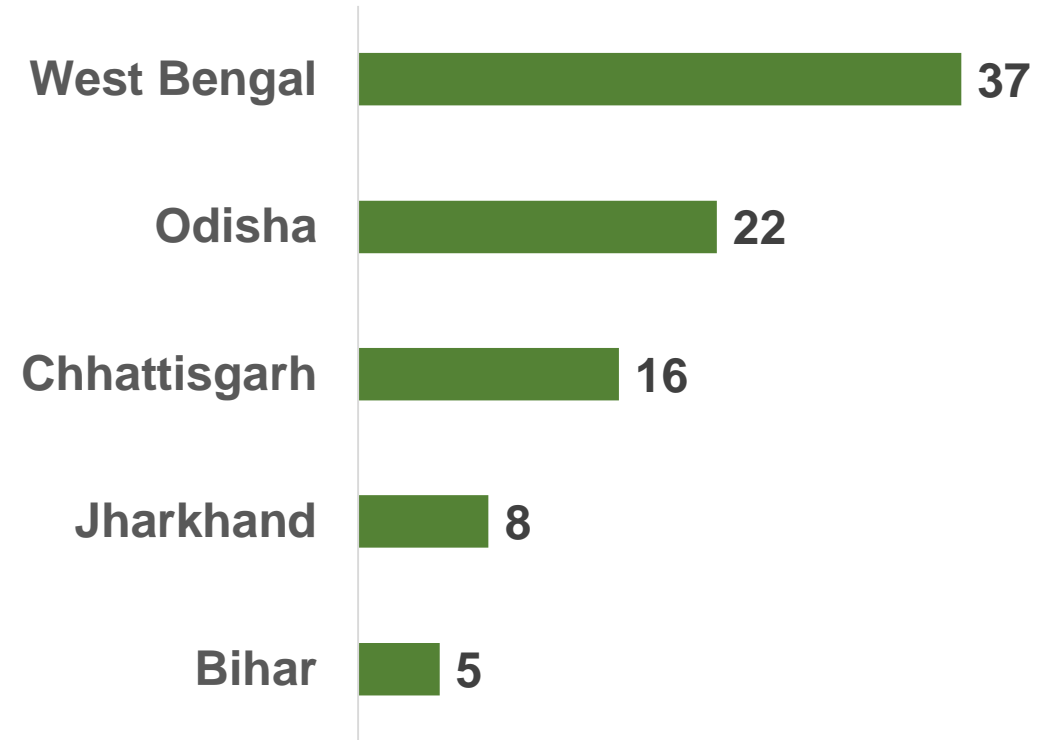
Total interest subvention released for **366** projects is ~**360 Cr.**

Performance Comparison (Sanctioned Projects)

Region Wise Sanctioned Projects

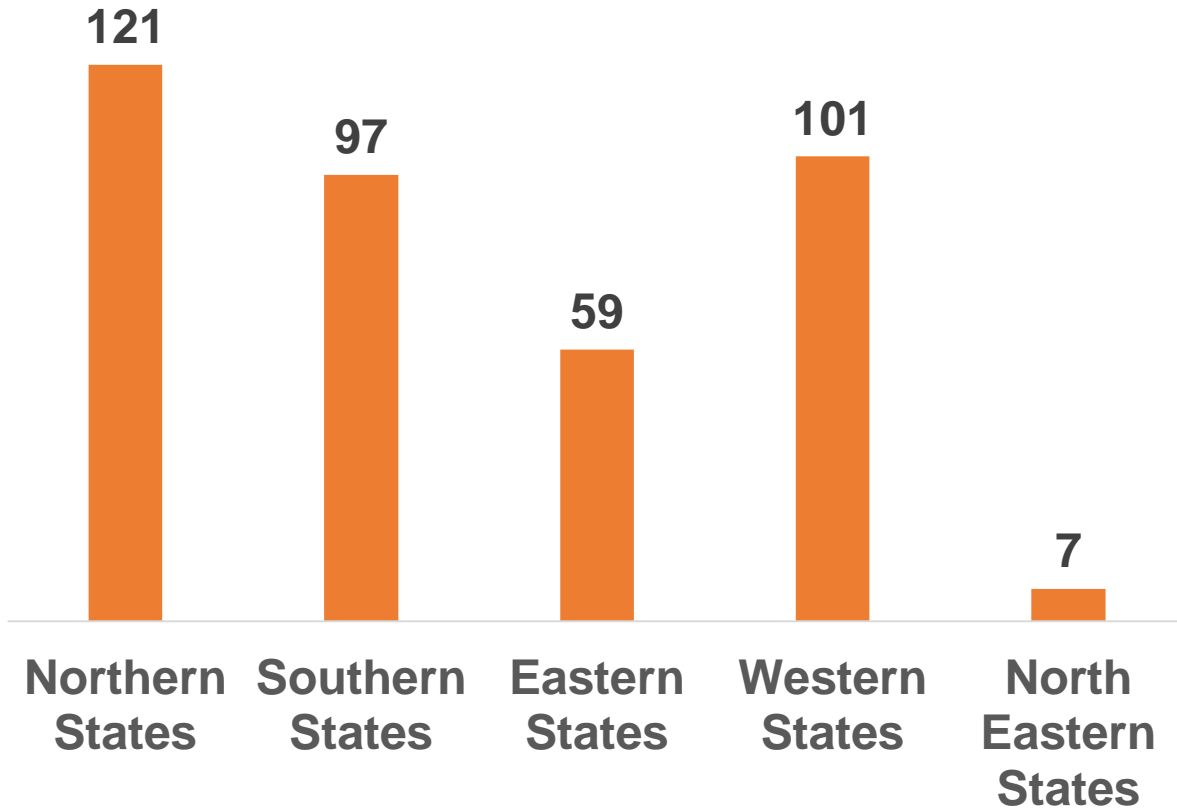


State Wise Sanctioned Projects

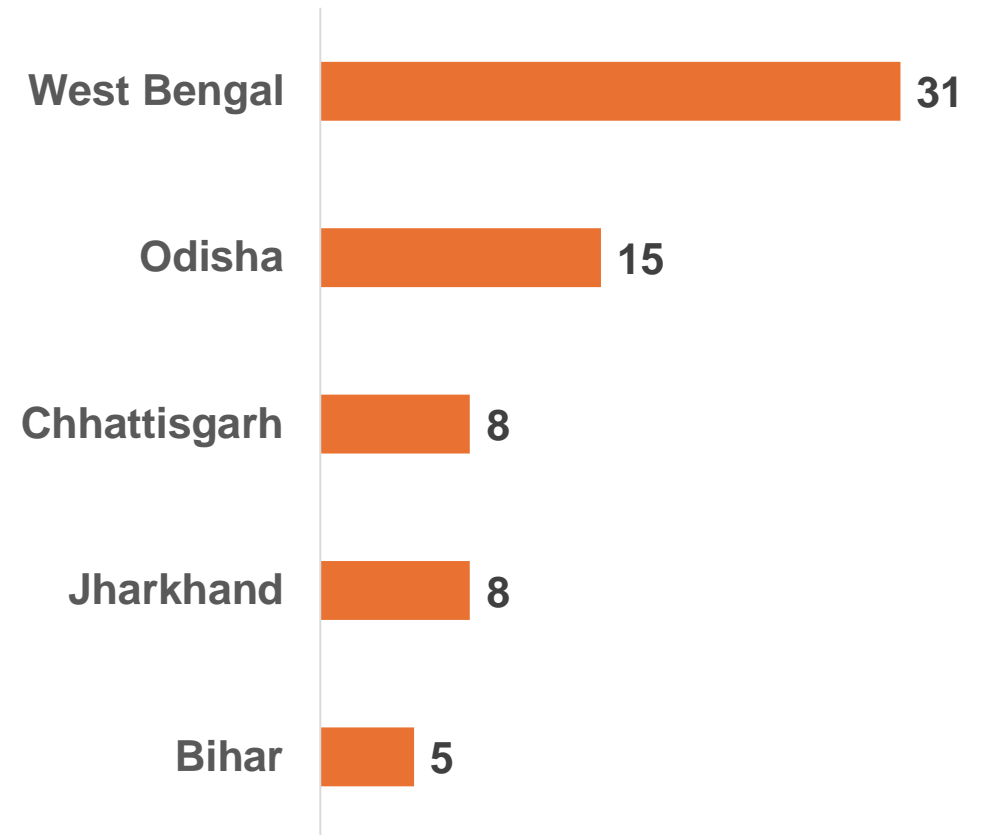


Performance Comparison (Approved Projects)

Region Wise Approved Projects



State Wise Approved Projects



State/UT wise Progress – West Bengal

Particulars	No. of projects(s)	Project Cost (INR cr.)	Loan amount (INR cr.)
Eligible by DAHD	53	759.91	531.90
Withdrawn/cancelled by bank	10	123.11	96.38
Sanctioned by bank	37	523.65	350.84
Pending with banks	6	113.15	84.68
Interest Subvention released (INR cr.)	30		11.24

Category	Number of project(s)	Capacity	Employment
Animal Feed Plant	15	5.24 Lakh MTPA	636
Breed Improvement Tech and Breed Multiplication Farm	11	<ul style="list-style-type: none"> • 3.48 Crore Birds/Annum • 4.50 Crore Eggs/Annum 	513
Dairy Processing and value addition	10	15.18 Lakh LPD	690
Meat Processing and Value addition	1	28,800 MTPA	34
Total	37		1873

State/UT wise Progress – Odisha

Particulars	No. of projects(s)	Project Cost (INR cr.)	Loan amount (INR cr.)
Eligible by DAHD	35	341.26	236.94
Withdrawn/cancelled by bank	5	4.50	3.16
Sanctioned by bank	22	292.42	205.82
Pending with banks	8	44.33	27.97
Interest Subvention released (INR cr.)	13		5.21

Category	Number of project(s)	Capacity	Employment
Animal Feed Plant	7	4.56 Lakh MTPA	726
Breed Improvement Tech and Breed Multiplication Farm	10	<ul style="list-style-type: none"> • 3.46 Crores Birds/Annum • 16.24 Crores Eggs/Annum 	328
Dairy Processing and value addition	5	1.51 Lakh LPD	172
Total	22		1226

State/UT wise Progress – Chhattisgarh

Particulars	No. of projects(s)	Project Cost (INR cr.)	Loan amount (INR cr.)
Eligible by DAHD	27	1040.52	827.84
Withdrawn/cancelled by bank	7	116.72	98.05
Sanctioned by bank	16	810.20	643.30
Pending with banks	4	113.60	86.49
Interest Subvention released (INR cr.)	6		9.31

Category	Number of project(s)	Capacity	Employment
Animal Feed Plant	3	3.23 Lakh MTPA	705
Breed Improvement Tech and Breed Multiplication Farm	13	<ul style="list-style-type: none"> • 29.60 Lakh Birds/Annum • 4.53 Crore Eggs/Annum 	2467
Total	16		3172

State/UT wise Progress – Jharkhand

Particulars	No. of projects(s)	Project Cost (INR cr.)	Loan amount (INR cr.)
Eligible by DAHD	11	155.06	110.65
Withdrawn/cancelled by bank	1	0.36	0.25
Sanctioned by bank	8	145.48	104.40
Pending with banks	2	9.21	6.00
Interest Subvention released (INR cr.)	8		5.47

Category	Number of project(s)	Capacity	Employment
Animal Feed Plant	2	51,600 MTPA	59
Dairy Processing and value addition	4	9.63 Lakh LPD	322
Breed Improvement Technology and Breed Multiplication Farm	2	6.05 Crores Eggs/Annum	110
Total	8		481

State/UT wise Progress – Bihar

Particulars	No. of projects(s)	Project Cost (INR cr.)	Loan amount (INR cr.)
Eligible by DAHD	23	222.89	148.07
Withdrawn/cancelled by bank	16	25.83	22.61
Sanctioned by bank	5	195.66	124.35
Pending with banks	2	1.40	1.12
Interest Subvention released (INR cr.)	5		13.14

Category	Number of project(s)	Capacity	Employment
Animal Feed Plant	2	3.91 Lakh MTPA	1105
Dairy Processing and value addition	1	50,000 LPD	26
Meat Processing and value addition	1	1.30 Lakh MTPA	375
Breed Improvement Technology and Breed Multiplication Farm	1	3.42 Crores Birds/Annum	150
Total	5		1656

Action Plan for FY 2025-26

State	Pending for Sanction	Pending for Clarification	Project Cost (In Cr.)	Targeted No. of Projects (2025-26)	Targeted Project Cost (2025-26) (In Cr.)
Bihar	2	-	1.40	5	10
Chhattisgarh	4	1	247.20	10	600
Jharkhand	2	-	9.21	5	15
Odisha	8	5	55.43	20	100
West Bengal	6	1	114.95	15	300
Grand Total	22	7	428.19	55	1025

Key take aways




Extensive promotion for strengthening of infrastructure in Livestock sector across Northern Region

01




Dovetailing of the scheme with other Central/State gov. grants/subsidies/ assistances

02



Focus on **formation of FPOs** and availing the scheme benefits

03



Awareness programs targetting cooperatives to avail scheme benefits

04

689
lakh tonnes

Total **milk** production in Northern region states

1981 Cr.

Total **egg** production in Northern region states

22
Lakh tonnes

Total **meat** production Northern region states

Scope for value addition for strengthening of livestock sector



पशुपालन और डेयरी विभाग

**DEPARTMENT OF ANIMAL HUSBANDRY AND
DAIRYING**

**National Livestock Mission
Entrepreneurship
Development Program**

National Livestock Mission- Entrepreneurship Development Program

Activities under NLM EDP



Entrepreneurship Development

(Sheep/Goat, Rural Poultry, Piggery, Camel, Horse & Donkey)



Feed and Fodder Development

(Hay, TMR, Silage & Block Making)



Seed Processing and Grading Infrastructure

Implementing Agencies

- State Implementing Agencies
- Department of Animal Husbandry and Dairying, Government of India

Fund Channelizing Agency

- Small Industries Development Bank of India (SIDBI)

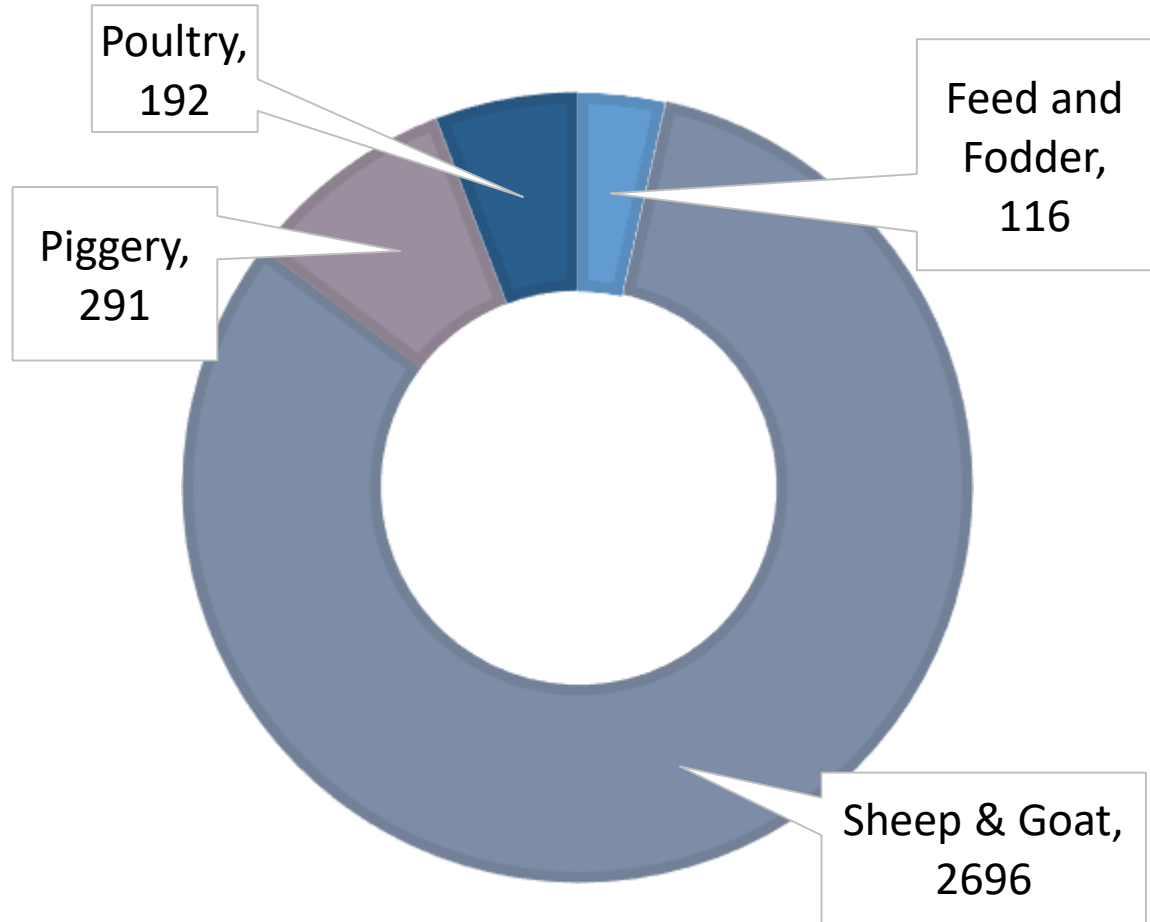
Pattern of Assistance

- 50% capital subsidy in two equal instalments

NLM-EDP DAHD Approved Applications Status

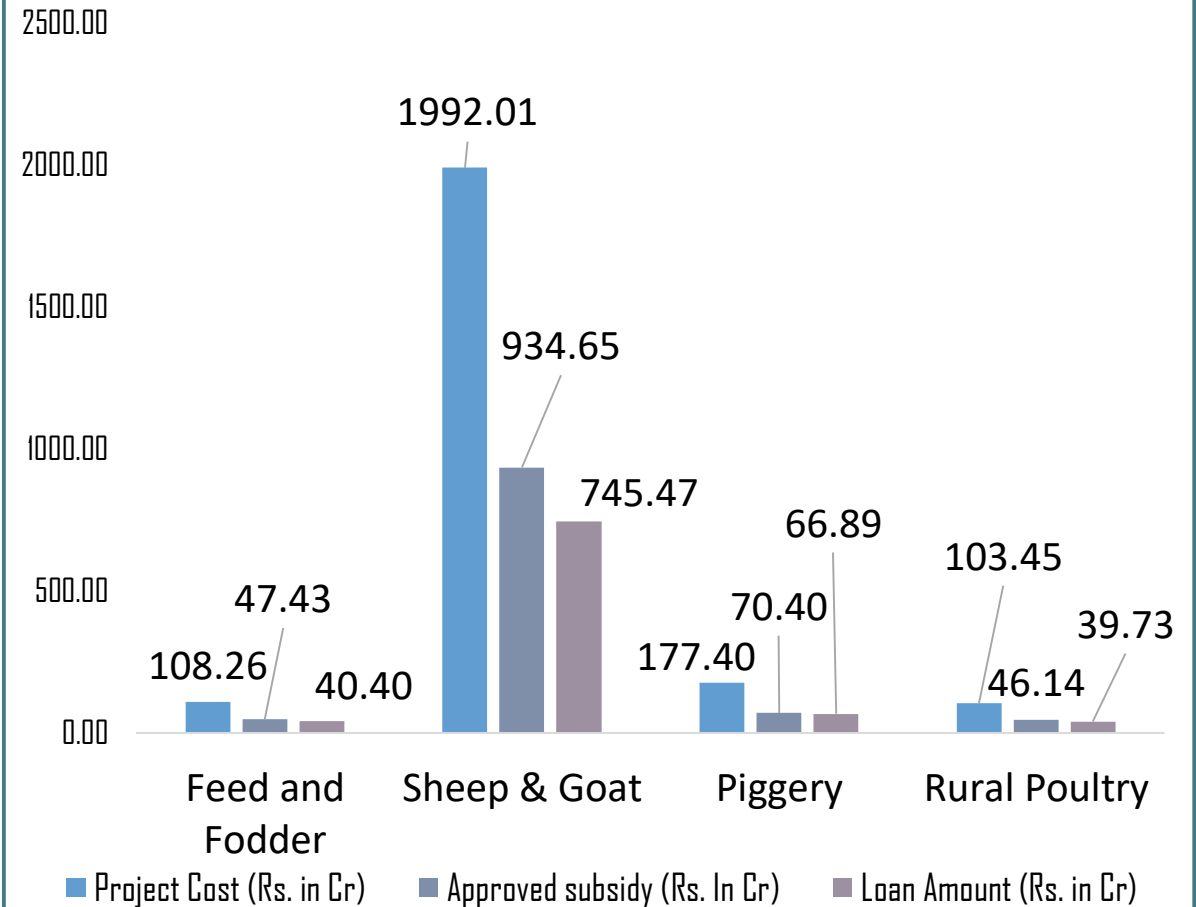
As on 28.03.2025

Category Wise NLM EDP Approved Projects



Total DAHD approved project - 3295
Total cost of Projects - Rs 2381.12 Cr

DAHD Approved Projects



Total Loan Amount - Rs 892.48 Cr
Total Approved Subsidy - Rs 1098.63 Cr

NLM EDP Subsidy release status

As on 28.03.2025

Project Types	Projects 1 st subsidy	1 st instalment Subsidy Released*	Projects 2 nd Subsidy	2 nd instalment Subsidy Released*	Total Subsidy*
Feed and Fodder	51	10.68	7	1.38	12.06
Small Ruminant (sheep & goat)	1097	221.08	76	14.58	235.66
Piggery	170	21.98	19	2.66	24.64
Rural Poultry	93	11.30	8	0.86	12.16
Grand Total	1411	265.04	110	19.48	284.52

*Fig in Cr.

967 Projects are pending for CEC approval

In total 1411 Projects have received a total subsidy of Rs 284.52 Cr

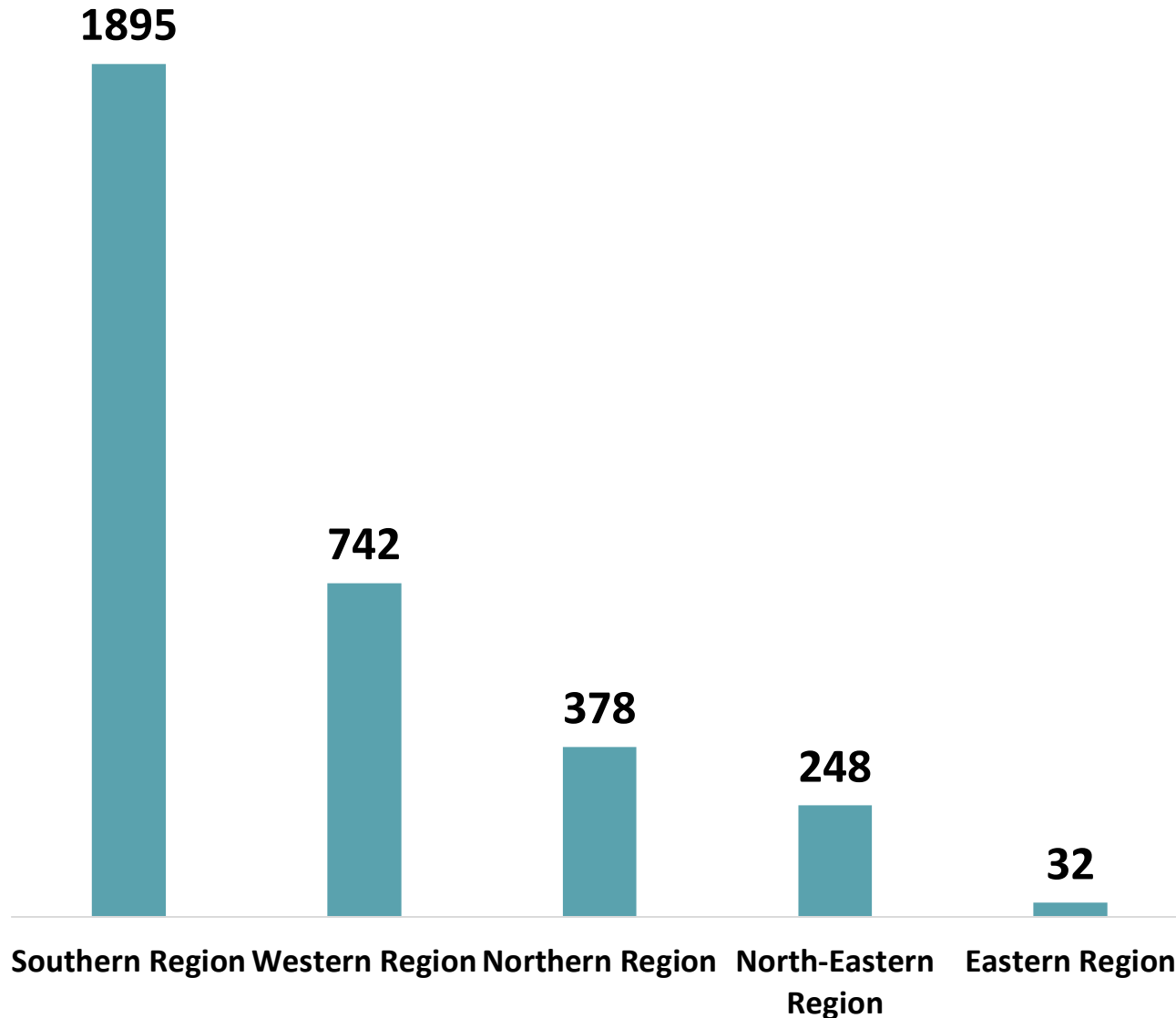
110 Projects received 2nd instalment of subsidy are fully functional

101 Projects are fully functional and DAHD eligible, pending for 2nd installment release

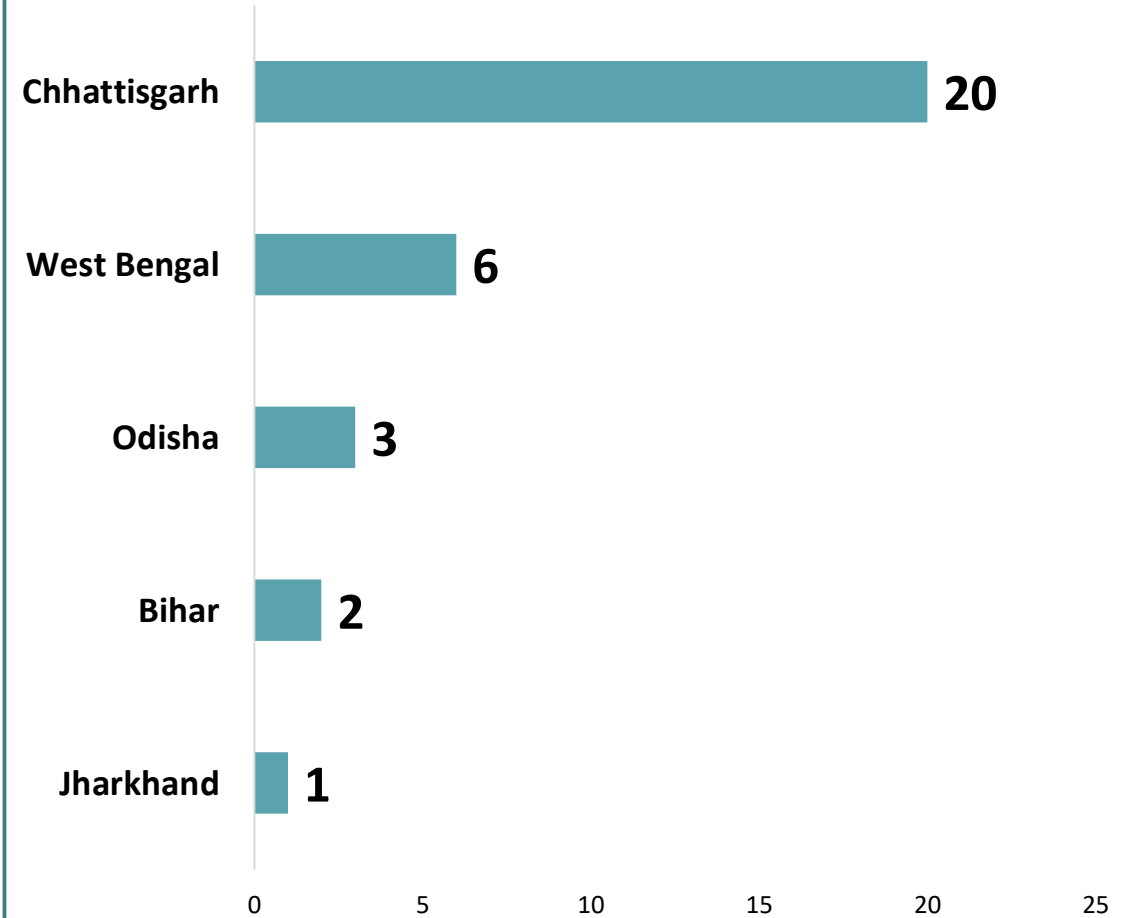
State wise Performance Comparison

As on 28.03.2025

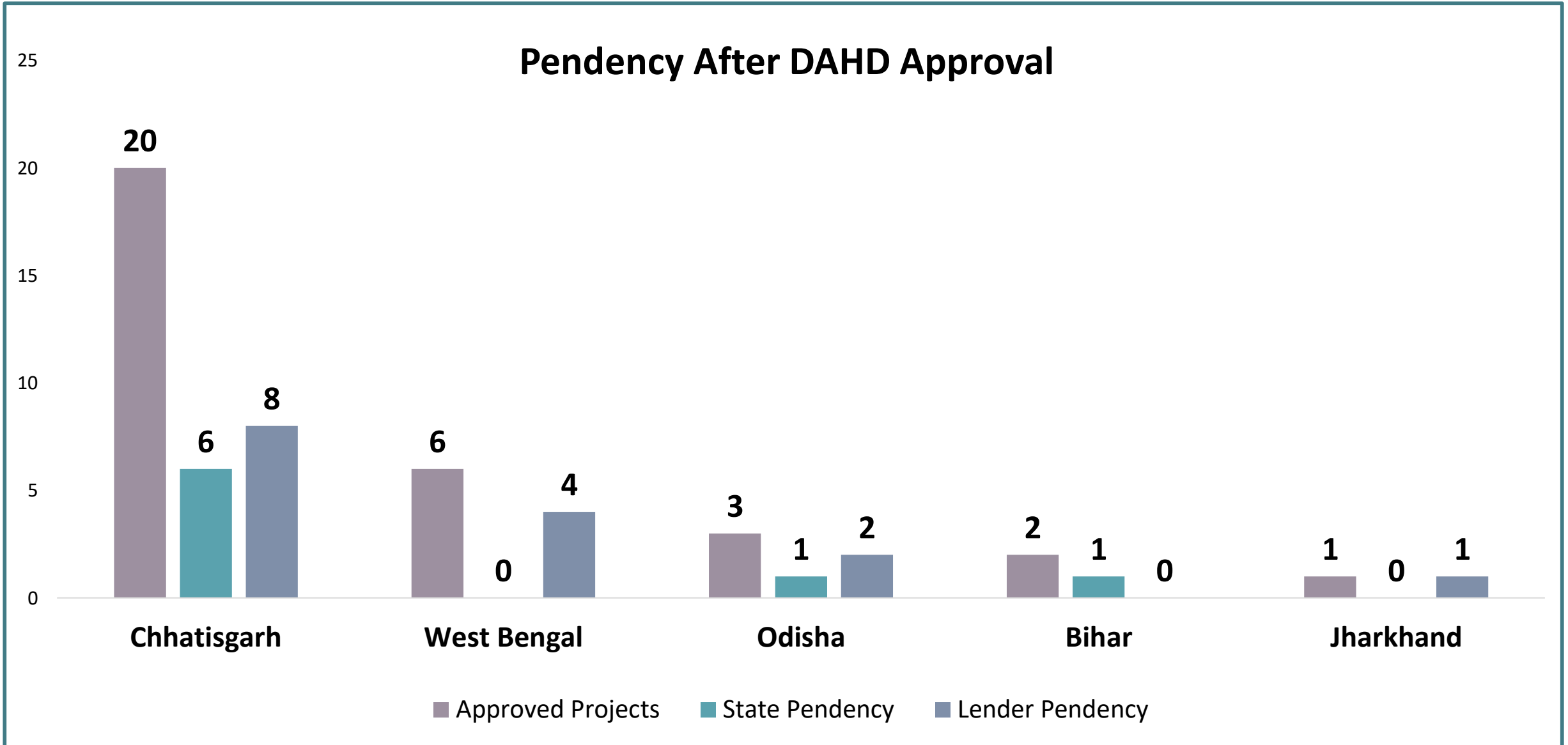
Region Wise Approved Projects



DAHD Approved Projects for Eastern Region



Total Projects approved by DAHD of Eastern Region: 32



Projects Approved by DAHD						
Project	No. of Approved Project	Project Cost*	Loan Amount*	Approved Subsidy*	No. of Projects Subsidy Released	Subsidy Released*
Sheep & Goat	2	0.47	0.19	0.19	0	0.00
Grand Total	2	0.47	0.19	0.19	0	0.00

Fig in Cr*

Bihar: State Pendency

As on 28.03.2025

State Pendency					
Before approval of projects by DAHD					
SIA Pending			Pending for SLEC approval		
No. of Application	Project Cost*	Subsidy Amount*	No. of Application	Project Cost*	Subsidy Amount*
1	0.76	0.25	1	0.22	0.09
Fig in Cr*					

After approval of projects by DAHD		
Pending for SIA Milestone 1		
No. of Application	Project Cost*	Subsidy Amount*
1	0.23	0.10
Fig in Cr*		

Before Approval of Projects		
Pending for Loan Sanction		
No of Applications	Project Cost*	Subsidy Amount*
18	8.35	3.59
Fig in Cr*		

Projects Approved by DAHD						
Project	No. of Approved Project	Project Cost*	Loan Amount*	Approved Subsidy*	No. of Projects Subsidy Released	Subsidy Released*
Sheep & Goat	18	8.46	3.32	3.21	6	0.80
Piggery	1	1.12	0.50	0.30	0	0.00
Poultry	1	0.51	0.13	0.25	1	0.13
Grand Total	20	10.08	3.95	3.76	7	0.92

Fig in Cr*

Chhattisgarh: State Pendency

As on 28.03.2025

State Pendency					
Before approval of projects by DAHD					
SIA Pending			Pending for SLEC approval		
No. of Application	Project Cost*	Subsidy Amount*	No. of Application	Project Cost*	Subsidy Amount*
2	0.45	0.22	6	2.14	0.95
Fig in Cr*					

After approval of projects by DAHD					
Pending for SIA Milestone 1			Pending for SIA Milestone 2		
No. of Application	Project Cost*	Subsidy Amount*	No. of Application	Project Cost*	Subsidy Amount*
2	0.66	0.30	4	2.21	0.80
Fig in Cr*					

Chhattisgarh: Lender Pendency

As on 28.03.2025

Before Approval of Projects			After Approval of Projects by the DAHD					
Pending for Loan Sanction			Pending for Loan disbursement			Pending for Final Loan disbursement		
No of Applications	Project Cost*	Subsidy Amount*	No of Applications	Project Cost*	Subsidy Amount*	No of Applications	Project Cost*	Subsidy Amount*
61	32.69	13.19	5	4.08	1.40	3	2.52	1.05

Fig in Cr*

Projects Approved by DAHD						
Project	No. of Approved Project	Project Cost*	Loan Amount*	Approved Subsidy*	No. of Projects Subsidy Released	Subsidy Released*
Sheep & Goat	1	0.01	0.00	0.01	0	0.00
Grand Total	1	0.01	0.00	0.01	0	0.00

Fig in Cr*

Jharkhand: State Pendency

As on 28.03.2025

State Pendency					
Before approval of projects by DAHD					
SIA Pending			Pending for SLEC approval		
No. of Application	Project Cost*	Subsidy Amount*	No. of Application	Project Cost*	Subsidy Amount*
37	22.86	8.37	1	1.33	0.50

Fig in Cr*

Jharkhand: Lender Pendency

As on 28.03.2025

Before Approval of Projects			After Approval of Projects by the DAHD		
Pending for Loan Sanction			Pending for Loan disbursement		
No of Applications	Project Cost*	Subsidy Amount*	No of Applications	Project Cost*	Subsidy Amount*
10	4.76	1.73	1	1.16	0.50

Fig in Cr*

Projects Approved by DAHD						
Project	No. of Approved Project	Project Cost*	Loan Amount*	Approved Subsidy*	No. of Projects Subsidy Released	Subsidy Released*
Sheep & Goat	3	2.01	0.69	0.89	1	0.19
Grand Total	3	2.01	0.69	0.89	1	0.19

Fig in Cr*

Odisha: State Pendency

As on 28.03.2025

State Pendency					
Before approval of projects by DAHD					
SIA Pending			Pending for SLEC approval		
No. of Application	Project Cost*	Subsidy Amount*	No. of Application	Project Cost*	Subsidy Amount*
1	0.50	0.25	1	0.68	0.25
Fig in Cr*					

After approval of projects by DAHD		
Pending for SIA Milestone 1		
No. of Application	Project Cost*	Subsidy Amount*
1	1.14	0.50
Fig in Cr*		

Odisha: Lender Pendency

As on 28.03.2025

Before Approval of Projects			After Approval of Projects by the DAHD					
Pending for Loan Sanction			Pending for Loan disbursement			Pending for Final Loan disbursement		
No of Applications	Project Cost*	Subsidy Amount*	No of Applications	Project Cost*	Subsidy Amount*	No of Applications	Project Cost*	Subsidy Amount*
4	2.94	1.29	1	1.00	0.44	1	0.86	0.39

Fig in Cr*

Projects Approved by DAHD

Project	No. of Approved Project	Project Cost*	Loan Amount*	Approved Subsidy*	No. of Projects Subsidy Released	Subsidy Released*
Sheep & Goat	6	3.63	1.56	1.60	4	0.80
Grand Total	6	3.63	1.56	1.60	4	0.80

Fig in Cr*

West Bengal: State Pendency

As on 28.03.2025

State Pendency					
Before approval of projects by DAHD					
SIA Pending			Pending for SLEC approval		
No. of Application	Project Cost*	Subsidy Amount*	No. of Application	Project Cost*	Subsidy Amount*
40	14.80	6.21	7	2.84	1.39

Fig in Cr*

West Bengal: Lender Pendency

As on 28.03.2025

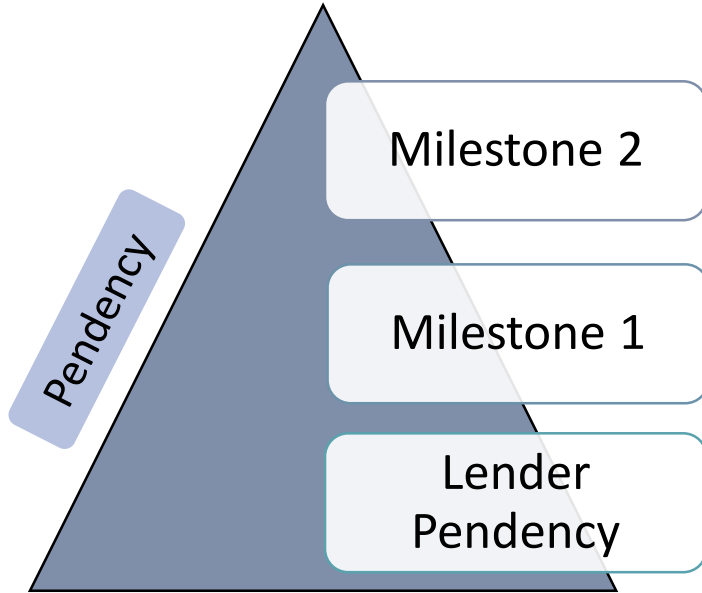
Before Approval of Projects			After Approval of Projects by the DAHD		
Pending for Loan Sanction			Pending for Final Loan disbursement		
No of Applications	Project Cost*	Subsidy Amount*	No of Applications	Project Cost*	Subsidy Amount*
21	9.28	4.38	4	3.62	1.60

Fig in Cr*

Action Plan

As on 28.03.2025

State	SIA Pendency	SLEC Pendency	Total Pendency	Action Plan (2025-26)
Bihar	1	1	2	300
Chhattisgarh	2	6	8	350
Jharkhand	37	1	38	100
Odisha	1	1	2	50
West Bengal	40	7	47	200
Grand Total	81	16	97	1000



	No. of projects	Subsidy (In Cr)	Average no. of days Pending	
Milestone 2	4	0.80 Cr	229	1st Instalment released Milestone 2 pending
Milestone 1	2	0.50 Cr	264	DAHD approved Milestone 1 pending
Lender Pendency	8	3.04 Cr	229	DAHD approved loan disbursement pending

Area to be focused:

- ❖ Focus and expediting of pending projects for project completion
- ❖ Awareness around all categories – Poultry, Goat/Sheep, Pig & Feed and Fodder
- ❖ Workshops/farmers meet for scheme awareness including convergence & formation of FPOs
- ❖ Facilitate exposure visits for progressive farmers / entrepreneurs from states to successful project sites
- ❖ Develop success stories of NLM EDP entrepreneurs of the state.

Thank You!