
REGIONAL REVIEW MEETING, NORTHERN STATES

NATIONAL LIVESTOCK MISSION

26.03.2025

Unspent Balance Under NLM (Rs. In Lakhs)

S. No.	State	Unspent Balance					Cumulative unspent balance
		2020-21	2021-22	2022-23	2023-24	2024-25	
1	Haryana	0.00	0.00	0.00	0.00	387	387
2	Himachal Pradesh	2145.18	0.00	0.00	0.00	0.00	545.18
3	Punjab	0.00	0.00	0.00	0.00	0.00	0.00
4	Rajasthan	0.00	0.00	0.00	0.00	0.00	80.127 (2019-20)
5	Uttarakhand	0.00	0.00	0.00	0.00	0.00	0.00
6	Uttar Pradesh	0.00	0.00	0.00	0.00	371	371
7	UT of Jammu and Kashmir	0.00	0.00	0.00	0.00	0.00	0.00
8	UT of Ladakh	0.00	0.00	0.00	0.00	0.00	0.00
9	UT of Delhi	0.00	0.00	0.00	0.00	0.00	0.00
10	UT of Chandigarh	0.00	0.00	0.00	0.00	0.00	0.00
11	UT of Lakshadweep	0.00	0.00	0.00	0.00	0.00	0.00
12	Meghalaya	95.51	13.30	0.00	0.00	0.00	108.81

Haryana

PPR of Funds released during 2024-25 under NLM : Rs.975 lakhs

S.No	Name of the Sub-Mission/ Component	Amount Released	Status of PPR	Status of UC Unspent balance with State (Rs. in lakhs)
1	Livestock Insurance (cattle units)	975	356186 and ongoing	387 (MS)
	Total	975		387 (MS)

Annual Action plan 2025-26 (Haryana)

Central Share (Rs. in lakh)						
A	Components	Total Project Cost	Beneficiary Share (15%)	State Share	Gol Share	Recommended by NLM Division
	Sub-mission on Innovation & Extension-livestock Insurance-					
1	Risk Management & Insurance (60000 animals)	7220	821	2531	3868.00	1320 (for 3 lakhs animals)
2	Administrative cost NLM EDP	105	-	-	105	50
	Total	4619	821	205	3593.00	1370

Annual Action plan 2025-26 (Punjab)

Central Share (Rs. in lakh)					
A	Components	Total Project Cost	State Share	Gol Share	Recommend ed by NLM Division
1	For conducting events of scheme promotion, dissemination of knowledge and related activities at District Level @Rs 2 lakh per programme for 23 districts (Rs. 2 lakh * 23 districts)	49.00	19.60	29.40	29.40
2	For training and capacity building for carrying out training for Entrepreneurship 1 week value addition training on milk and milk products for 450 dairy farmers, exposure visit of 50 officials, 2 days feed and fodder training and Literature	302.71	00	302.71	50
3	Insurance	0	0	0	0
	Total	351.71	19.60	332.11	29.90

No fund released 2024-25

Rajasthan

PPR of Funds released during 2024-25 under NLM : Rs.100 lakhs

S.No	Name of the Sub-Mission/ Component	Amount Released	Status of PPR	Status of UC Unspent balance with State (Rs. in lakhs)
1	Livestock Insurance (60,000 cattle units)	43	NA	
2	Propagation of AI in Goats	42	NA	
3	Training on Goat AI	15	NA	
	Total	100	(Rs. 100.00 Lakhs surrendered)	80.127 (2019-20)

Annual Action plan 2025-26 (Rajasthan)

Central Share (Rs. in lakh)				
A	Components	Total Project Cost	Gol Share	Recommended by NLM Division
Sub Mission - Breed Development of Livestock and Poultry				
1	Workshops Training and Entrepreneurship Development Facilitation Help Desk	105	105	105
2	Establishment of State Semen Bank and Propagation of Artificial Insemination through existing Departmental AI for Goat	151.25	123.25	97
Sub Mission – Feed and fodder development				
1	Assistance for Fodder seed production	4410	4410	503.46
Sub Mission - Innovation and Extension				
1	Livestock Insurance (5,00,000 animals)	7956.25	4896.25	4278.75
2	Training on scientific rearing of sheep and goat with special reference to processing of animal produce and innovative marketing strategies to cops with national and international demand at Rajasthan State Livestock Management and Training Institute	70.8	70.8	Not Recommended

Annual Action plan 2025-26 (Rajasthan)

Central Share (Rs. in lakh)				
A	Components	Total Project Cost	Gol Share	Recommended by NLM Division
3	Sheep Goat Entrepreneurship Training programme at Govt Pashupalan Prashikshan Sanathan, Jodhpur	5.25	5.25	5.25
4	Livestock farmers training camp at Govt. Pashupalan Prashikshan Sanathan, Kota	6	6	Not recommended
5	Sheep Goat Entrepreneurship Training programme at Govt. Pashupalan Prashikshan Sanathan, Udaipur	5.25	5.25	5.25
6	Sheep Goat Entrepreneurship Training programme at Govt. Pashupalan Prashikshan Sanathan, Jaipur -	5.25	5.25	5.25
7	Residential Training of Goat Breeders at Govt. Cattle breeding farm, Ramsar, Ajmer	5.28	5.28	5.25
8	Training of Livestock Farmers for Management of Piggery, Dairy, poultry, Goats and Sheep farming at Govt. Pig farm, Alwar	22.32	22.32	22.32
9	Training of Livestock Farmers for Management of Piggery, Dairy, poultry, Goats and Sheep farming at Govt Sheep Breeding farm, Fatehpur, sikar	21.12	21.12	Not recommended
10	Training of Livestock Farmers for Management of Goat farming at Government Bull rearing Centre, Nagaur	21.6	21.6	Not recommended

Annual Action plan 2025-26 (Rajasthan)

Central Share (Rs. in lakh)				
A	Components	Total Project Cost	Gol Share	Recommended by NLM Division
11	Training of Livestock Farmers for Management of Goat Farming at Govt Animal breeding farm, Kumher (Deeg)	21.6	21.6	Not recommended
12	Commercial Poultry training programme for farmers and Departmental poultry training for SVO/VO & VA/LSA at State Poultry Training Institute Ajmer	52.44	52.44	Not recommended
13	Training of farmers to develop skills for poultry Entrepreneurship at Government Poultry Farm, Khatipura, Jaipur	9.15	9.15	9.15
14	Training programme of livestock owners and state Govt. Officers Lab technicians for Skill Development and capacity Building for Entrepreneurship and practical demonstration of the Laboratory procedures for feed quality testing at Animal Nutrition institute Jaipur	17.07	17.07	Not recommended
15	Skill Development technology transfer and extension			
a.	IEC Support: Distribution of printed extension material like; folders, pamphlets, posters, leaflets, flex, standies, monthly e-news letter, booklets related with various schemes and programmes of Animal Husbandry for awareness among livestock farmers. Printing and distribution of KCC application form	150	90	20

Annual Action plan 2025-26 (Rajasthan)

Central Share (Rs. in lakh)				
A	Components	Total Project Cost	Gol Share	Recommended by NLM Division
b.	Exposure visit of farmers	60.2	36.12	Not recommended
c.	Animal Husbandry and Animal Welfare Awareness month 2026	59.9	35.94	Not recommended
d.	Awareness through audio visual support	22.88	13.73	Not recommended
Skill Development technology transfer and extension		175.79	175.79	20
Total		14533.86	9978.67	5056.68

Uttar Pradesh

PPR of Funds released during 2024-25 under NLM : Rs.771 lakhs

S.N o	Name of the Sub-Mission/ Component	Amount Released	Status of PPR	Status of UC Unspent balance with State (Rs. in lakhs)
1	Livestock Insurance (cattle units)	771	437838 and ongoing	371
	Total	771		371

Annual Action plan 2025-26 (Uttar Pradesh)

Central Share (Rs. in lakh)						
A	Components	Total Project Cost	Beneficiary Share	State Share	Proposed	Recommended by NLM Division
1	Insurance premium 6,76,250 livestock units@ Rs.50,000/unit	19788.21	2967.05	6730.83	10090.33	2259.18 (2,64,000 animals)
2	Honorarium @Rs.50/Livestock unit to issue health certificate	338.13	0	0	338.13	
3	Honorarium @Rs.125/ animal to issue post-mortem certificate for 10% livestock units	84.54	0	0	84.54	
4	Publicity and advertisement charges for scheme	240.00	0	0	240.00	100
5	Administrative cost NLM EDP	105	0	0	105	50
	Total	20555.88	2967.05	6730.83	20555.88	2409.18

No fund released 2024-25

Uttarakhand

PPR of Funds released during 2024-25 under NLM : Rs.305.5 lakhs

S.N o	Name of the Sub-Mission/ Component	Amount Released	Status of PPR	Status of UC Unspent balance with State (Rs. in lakhs)
1	Livestock Insurance (cattle units)	305.5	306209 and ongoing	0
	Total	305.5		0

Annual Action plan 2025-26 (Uttarakhand)

Central Share (Rs. in lakh)						
A	Components	Total Project Cost	Beneficiary Share	State Share	Gol Share	Recommended by NLM Division
1	Project for Insurance of Animals under National Livestock Mission- Risk Management and Insurance (100000 animals units for a period of 1 year in 13 districts)	4081.20	600.55	340.32	3140.33	1791.25 (60000 animals)
	Total	4081.2	600.55	340.32	3140.33	1791.25

Jammu & Kashmir

PPR of Funds released during 2024-25 under NLM : Rs.250 lakhs				
S.No	Name of the Sub-Mission/ Component	Amount Released	Status of PPR	Status of UC Unspent balance with State (Rs. in lakhs)
1	Livestock Insurance (cattle units)	250	81576 and ongoing	0
	Total	250		0

Annual Action plan 2025-26 (Jammu & Kashmir)

Central Share (Rs. in lakh)			
A	Components	GOI Share	Recommended by NLM Division
A	Submission on Breed Development on Livestock		
i	Establishment of Regional Semen Production Laboratory & Semen Bank for Sheep (Physical 1)	448	430
ii	Propagation of Artificial Insemination in sheep/Goat-sheep AI centres (Physical 50)	3.50	3.50
B	Submission on Innovation & Extension		
B1	Extension Activities		
i	Dissemination of knowledge & Related Activity District level@ Rs2.00 lac each block	40.00	40.00
ii	Exposure visit of farmers @ Rs.0.10 lakh farmer	10.00	10.00
iii	Training & capacity building of farmers/entrepreneurs @ Rs.0.05 lakh/Farmer	10.00	10.00
iv	Information Dissemination through AV aids-TV/Radio, social media, Kiosks, Hoardings, Pamphlets, Posters, Demonstrations, Farmer field schools etc.	8.00	8.00

Annual Action plan 2025-26 (Jammu & Kashmir)

Central Share (Rs. in lakh)			
A	Components	Gol Share	Recommended by NLM Division
B2	Livestock Insurance		
i	Insurance of cattle (1,00,000)	2858.00	1582.50 (1,00,000 animals)
ii	Insurance of Equines (14,000)	420.75	
iii	Insurance of Sheep & Goat (1,50,000)	645.12	
	Total	3923.87	1582.50
B3	Sub-mission on Fodder		
i	Fodder from wasteland/forest non-forest	555.00	555.00
	Total	4930.37	2639

PPR of Funds released during 2024-25 under NLM : Rs. 27.4 lakhs

S.No	Name of the Sub-Mission/ Component	Amount Released	Status of PPR	Status of UC Unspent balance with State (Rs. in lakhs)
	Extension- District and block level mela, district and block level seminar, literature, Acrylic Vinyl display boards	27.4	0	0
	Total		0	0

Annual Action plan 2025-26 (Ladakh)

Central Share (Rs. in lakh)			
A	Components	Gol Share	Recommended by NLM Division
1	Proposals for Fodder Development at Government farms (Leh and Kargil District)	134.50	134.50
2	Proposals for Fodder Development at Community lands (Kargil District)	225.00	225.00
3	Proposal for capacity building training of 11 veterinary doctors of leh, 35 para-vets to be trained. Exposure tours to farmers (40 breeders) 20 Farmers awareness camp for Sheep Husbandry Department Leh under NLM (Leh District)	70.00	70.00
4	Proposal for organizing Mela/ Seminars of Sheep Husbandry Department Leh under NLM (Leh District)	26.10	5
	Total	455.60	434.5

Annual Action plan 2025-26 (Meghalaya)

Central Share (Rs. in lakh)				
A	Components	Total Project Cost	Gol Share	Recommended by NLM Division
1	Livestock Insurance (3.02 lakhs cattle units)	9276.82	4748.09	3303.75 (1 lakhs cattle unit)
2	Fodder Production in Community Land (200 ha)	50.00	45.00	200.00
3	Fodder Seed Production / Procurement and Distribution	55.00	49.50	Detailed action plan is required for appraisal
4	Plantation of Fodder crop in abandoned coal mine in Jaintia Hills District.	1000.00	900.00	
5	Administrative cost for NLM-EDP	24.00	24.00	24.00
	Total	10405.82	5766.59	3527.75

Livestock Insurance Status

States	Milch animal population	5% of Milch animal population	Insurance Done in 2023-24	Insurance Done in 2024-25	Action Plan Approved for FY 2025-26	No. of Cattle approved	Fund Released for Insurance 2024-25	Unspent Balance as on date
		(in Lakh)	(In nos.)	(In nos.)	(Rs. in Lakh)	(In nos.)	(Rs. in lakh)	(Rs. in lakh)
Delhi	1,34,225	6,711	0	0	Not Received	NA	0	0
Haryana	27,85,958	1,39,298	3,17,708	3,56,186	1,320.3	3,00,000	975	387
Himachal Pradesh	12,36,058	61,803	4,249	60,660	557.13	40,000	0	0
Jammu & Kashmir	15,34,585	76,729	19,926	81,576	1,582.50	1,00,000	200	0
Ladakh	46,105	2,305	0	0	No demand	NA	0	0
Punjab	36,74,827	1,83,741	0	1,08,659	No demand	NA	0	0
Rajasthan	1,29,29,961	6,46,498	8349	0	42.7875	5,00,000	43 (State has surrendered the fund)	0
Uttarakhand	12,55,122	62,756	1,26,843	4,37,838	1,791.25	60,000	305.5	0
Uttar Pradesh	2,31,61,060	11,58,053	89,084	3,06,209	2,259.18	2,64,000	771	371
Meghalaya	2,48,626	4973	0	5523	3303.75	1,00,000	0.00	0
	4,70,06,527	23,50,325	5,66,159	13,56,651	10,857	13,64,000	2,295	758

Livestock Insurance Status of Northern states

States	Empanelled Insurance Company	Proposal Status (FY 2025-26)
Delhi	-	No Proposal received
Haryana	New India Insurance Company	Proposal received
Himachal Pradesh	Agriculture Insurance Company United India Insurance Company	Proposal received
Jammu & Kashmir	New India Insurance Company	Proposal received
Ladakh	-	No Demand
Punjab	Future Generali India Insurance Company	No Demand
Rajasthan	-	Proposal received
Uttarakhand	Oriental Insurance Company	Proposal received
Uttar Pradesh	New India Insurance Company	Proposal received
Meghalaya	-	Proposal received

Creation Of Fodder Task Force

S No	Name of the States	Status of creation	Action till now
1	Haryana	Yes	
2	Jammu & Kashmir	Yes	Establishment of 3,173 fodder demonstration plots across all districts of Jammu and Kashmir, covering 793 hectares of cultivable land. Distribution of high-yielding and hybrid fodder seed kits for 3,531 hectares. Establishment of 135 hydroponic fodder units and 30 silage-making units. Provision of a 50% subsidy for the purchase of 1,195 chaff cutters and 73 fodder cutters/ reapers. Establishment of 23 fodder depots to increase fodder availability during lean periods. Additionally, 1744 hectares of horticulture land have been brought under fodder cultivation as part of this initiative.
3	Ladakh	Yes	
4	Punjab	No	
5	Rajasthan		<ul style="list-style-type: none"> • Meeting conducted on 28.01.2025. • Nursery prepared by RD/MNREGA for production of fodder trees for plantation on Gaucher land. • Planting of fodder trees by forest department • Distribution of certified seeds and identification of better variety by DOA • Extension by DAH in AH camps • Promotion of fodder production in fallow lands and Gaushala Directorate • Distribution of seeds by RAJUVAS and RCDF

Creation Of Fodder Task Force

S No	Name of the States	Status of creation	Action till now
6	Uttar Pradesh	Yes	The state government is running an additional fodder development program across all 75 districts to provide fodder seeds to cattle rearers, farmers, and cow shelters. In 2024-25, 32,432 minikits were distributed, covering 10,727.2 hectares. Additionally, 5,976.73 hectares of encroachment-free land has been tagged with cow shelters for green fodder production. Under the Napier Grass Scheme, a three-year program aims to cultivate 6,480 hectares. A Napier seed bank will be developed on 730 hectares in two years, covering 5,750 hectares in the following years, yielding 48.60 lakh tonnes of green fodder. Farmers developing Napier seed banks will receive a ₹20,000 per hectare subsidy, with a total ₹190.40 lakh allocated over five years.
7	Uttarakhand	Yes	The Fodder Task Force was formed on 9th October 2024 (G.O. No. 1535/xv-1/24/68998) to enhance fodder availability in Uttarakhand. Its first meeting was held on 24th February 2025, chaired by the Additional Chief Secretary. The Animal Husbandry Department is responsible for collecting data on land availability for fodder cultivation from relevant departments. Research on fodder development in hill regions is prioritized, with letters sent to VPKAS, Almora, and GBPUAT, Pantnagar. Under the Fodder Seed Distribution Scheme, 5,508 beneficiaries received 1,293 quintals of seed, covering 2,574 hectares. Additionally, 130 fodder banks are operational for distributing subsidized Compact Fodder Blocks and silage.
8	Meghalaya	Yes	



पशुपालन और डेयरी विभाग

**DEPARTMENT OF ANIMAL HUSBANDRY AND
DAIRYING**

**National Livestock Mission
Entrepreneurship
Development Program**

National Livestock Mission- Entrepreneurship Development Program

Activities under NLM EDP



Entrepreneurship Development

(Sheep/Goat, Rural Poultry, Piggery, Camel, Horse & Donkey)



Feed and Fodder Development

(Hay, TMR, Silage & Block Making)



Seed Processing and Grading Infrastructure

Implementing Agencies

- State Implementing Agencies
- Department of Animal Husbandry and Dairying, Government of India

Fund Channelizing Agency

- Small Industries Development Bank of India (SIDBI)

Pattern of Assistance

- 50% capital subsidy in two equal instalments

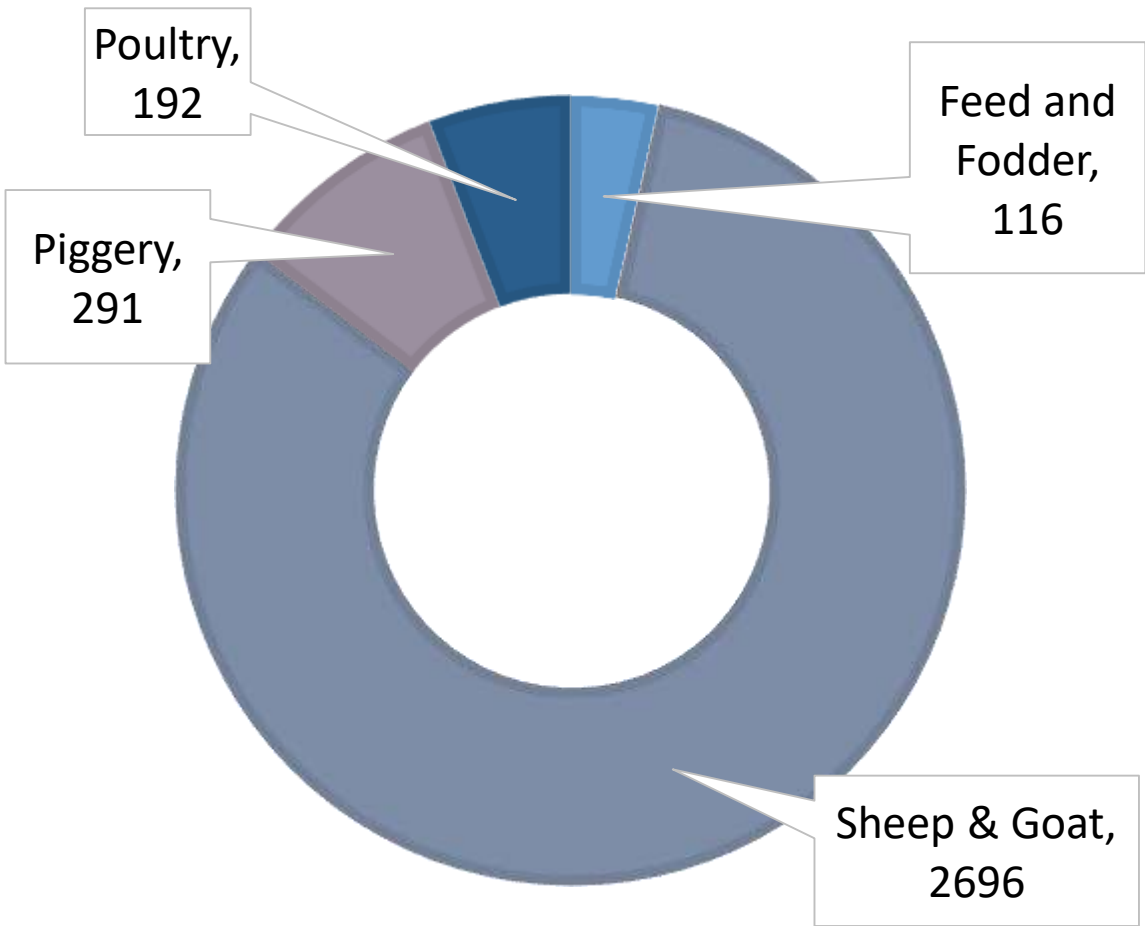
The background features a series of concentric circles in shades of blue and purple, centered around the text. A wavy, multi-colored line in shades of blue, purple, and teal enters from the bottom right and curves upwards towards the center, partially overlapping the circles.

Progress of DAHD approved projects

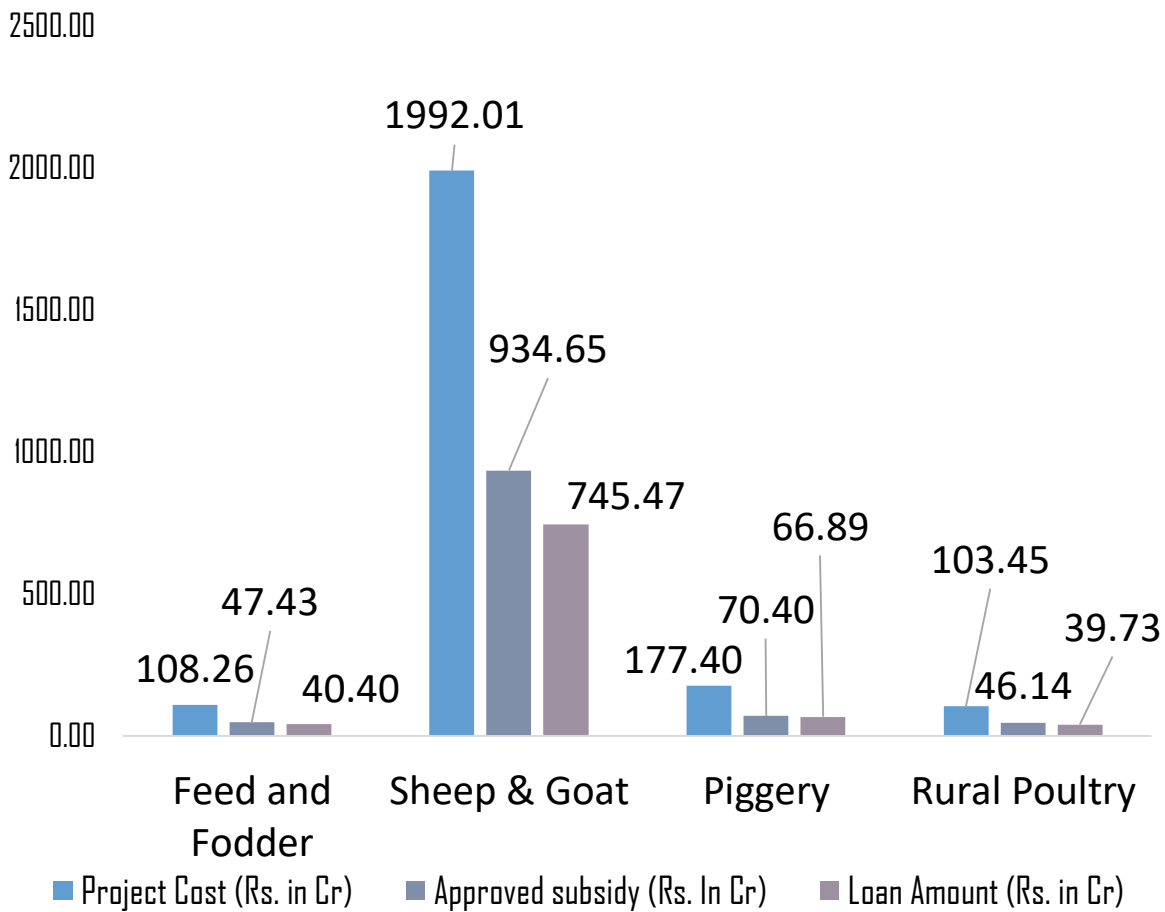
NLM-EDP DAHD Approved Applications Status

As on 21.03.2025

Category Wise NLM EDP Approved Projects



DAHD Approved Projects



Total DAHD approved project - 3295
Total cost of Projects - Rs 2381.12 Cr

Total Loan Amount - Rs 892.48 Cr
Total Approved Subsidy - Rs 1098.63 Cr

NLM EDP Subsidy release status

As on 21.03.2025

Project Types	Projects 1 st subsidy	1 st instalment Subsidy Released*	Projects 2 nd Subsidy	2 nd instalment Subsidy Released*	Total Subsidy*
Feed and Fodder	51	10.68	7	1.38	12.06
Small Ruminant (sheep & goat)	1097	221.08	76	14.58	235.66
Piggery	170	21.98	19	2.66	24.64
Rural Poultry	93	11.30	8	0.86	12.16
Grand Total	1411	265.04	110	19.48	284.52

*Fig in Cr.

955 Projects are pending for CEC approval

In total 1411 Projects have received a total subsidy of Rs 284.52 Cr

110 Projects received 2nd instalment of subsidy are fully functional

101 Projects are fully functional and DAHD eligible, pending for 2nd installment release

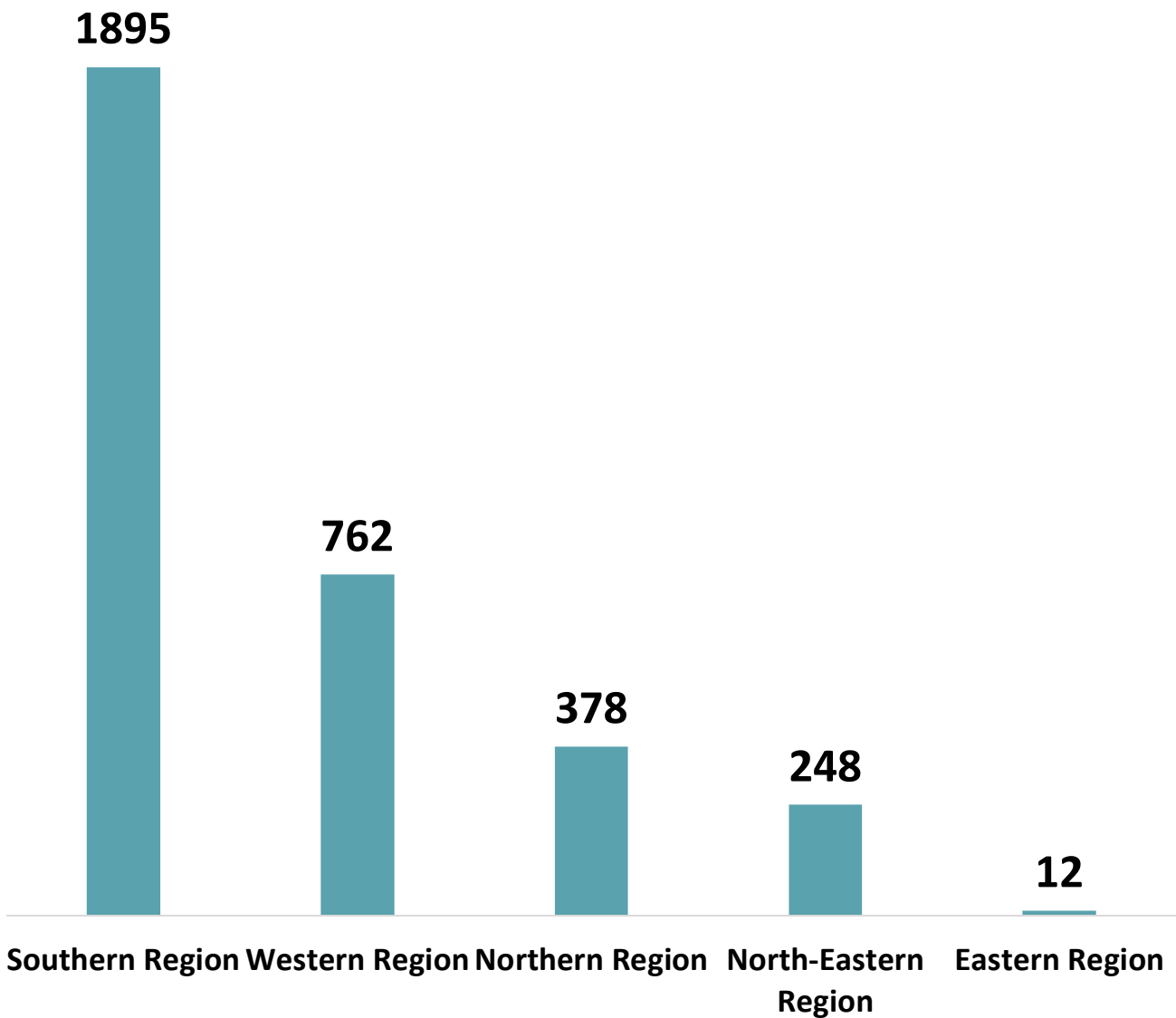
The background features a series of concentric circles in shades of blue and purple, with a wavy line in shades of purple and teal on the right side.

Performance Review for Northern States

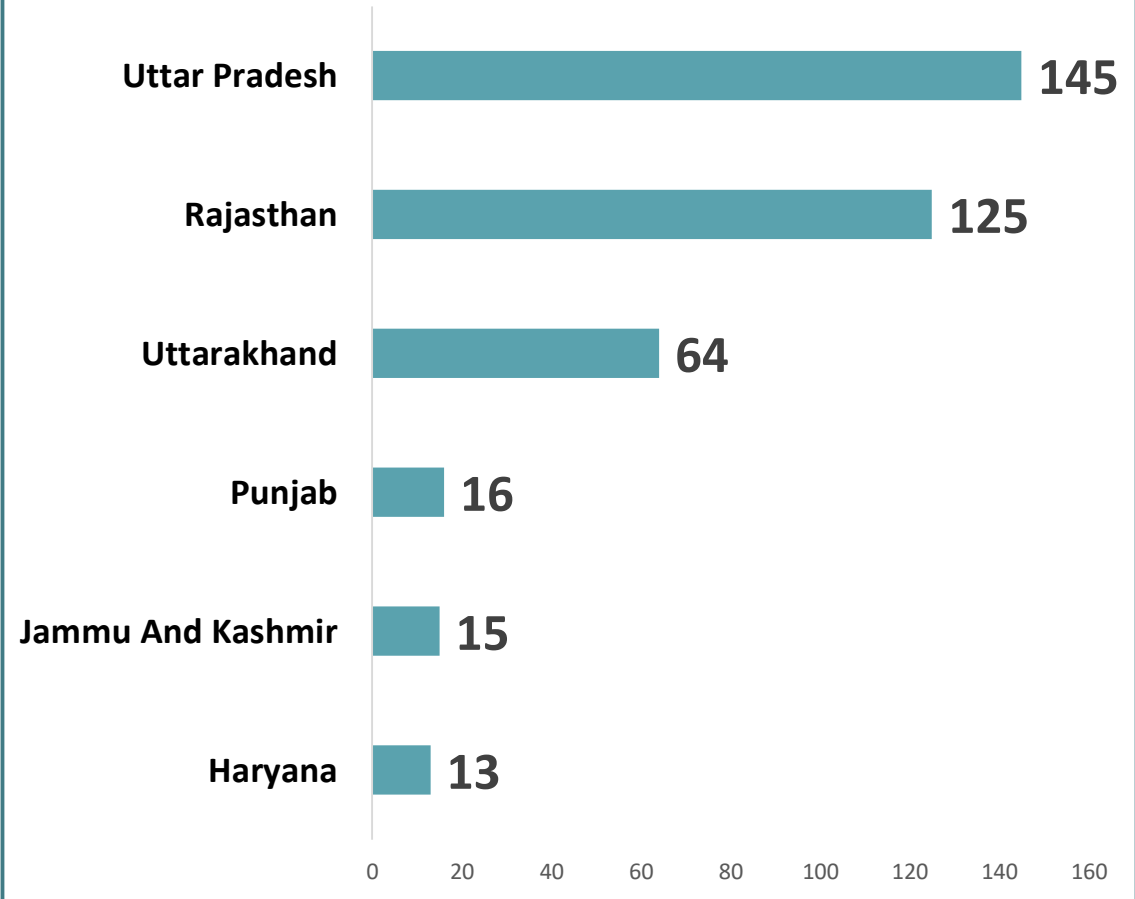
State wise Performance Comparison

As on 21.03.2025

Region Wise Approved Projects



DAHD Approved Projects for Northern Region



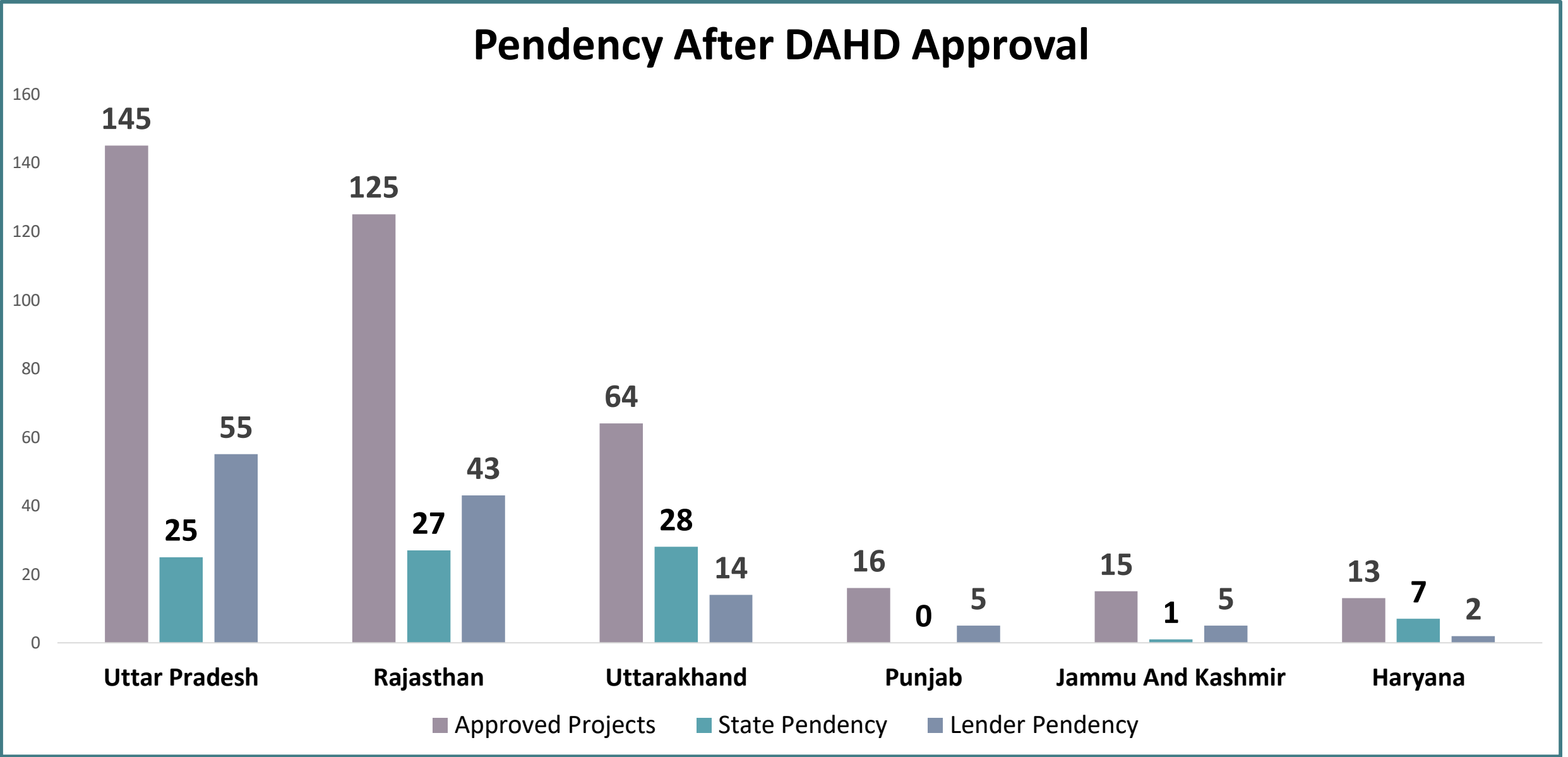
Total Projects approved by DAHD of Northern Region: 378

Northern Region Status

As on 21.03.2025

Projects Approved by DAHD							
State	Approved Projects	Project Cost*	Loan Amount*	Approved Subsidy*	Projects received 1st Instalment Subsidy	Projects received 2nd Instalment Subsidy	Total Subsidy Released*
Haryana	13	9.38	3.81	4.06	2	0	0.48
Jammu & Kashmir	15	9.01	4.30	3.44	3	0	0.63
Punjab	16	13.92	5.53	4.98	8	0	1.39
Rajasthan	125	73.36	26.34	32.13	49	3	7.97
Uttar Pradesh	145	78.36	29.86	32.91	31	6	5.80
Uttarakhand	64	29.54	11.76	12.43	22	0	3.31
Grand Total	378	213.58	81.60	89.95	115	9	19.58

Fig in Cr*



Projects Approved by DAHD						
Project	No. of Approved Project	Project Cost*	Loan Amount*	Approved Subsidy*	No. of Projects Subsidy Released	Subsidy Released*
Feed and Fodder	1	1.13	0.29	0.50	1	0.25
Sheep & Goat	11	7.95	3.4	3.41	1	0.23
Piggery	1	0.30	0.12	0.15	0	0.00
Grand Total	13	9.38	3.81	4.06	2	0.48

Fig in Cr*

Haryana: State Pendency

As on 21.03.2025

State Pendency					
Before approval of projects by DAHD					
SIA Pending			Pending for SLEC approval		
No. of Application	Project Cost*	Subsidy Amount*	No. of Application	Project Cost*	Subsidy Amount*
56	26.56	11.70	11	7.52	2.99
Fig in Cr*					

After approval of projects by DAHD					
Pending for SIA Milestone 1			Pending for SIA Milestone 2		
No. of Application	Project Cost*	Subsidy Amount*	No. of Application	Project Cost*	Subsidy Amount*
5	2.27	1.01	2	2.12	0.97
Fig in Cr*					

Haryana: Lender Pendency

As on 21.03.2025

Lender's Pendency					
Before Approval of Projects			After Approval of Projects by the DAHD		
Pending for Loan Sanction			Pending for Loan disbursement		
No. of Applications	Project Cost*	Subsidy Amount*	No of Applications	Project Cost*	Subsidy Amount*
37	24.10	10.57	2	2.26	0.86
Fig in Cr*					

State Pendency		
Before approval of projects by DAHD		
SIA Pending		
No. of Application	Project Cost*	Subsidy Amount*
1	0.20	0.10
Fig in Cr*		

Projects Approved by DAHD						
Project	No. of Approved Project	Project Cost*	Loan Amount*	Approved Subsidy*	No. of Projects Subsidy Released	Subsidy Released*
Feed and Fodder	1	2.03	1.16	0.46	0	0.00
Sheep & Goat	13	6.39	2.85	2.72	2	0.50
Poultry	1	0.60	0.29	0.25	1	0.13
Grand Total	15	9.01	4.30	3.44	3	0.63

Fig in Cr*

Jammu & Kashmir: State Pendency

As on 21.03.2025

State Pendency					
Before approval of projects by DAHD					
SIA Pending			Pending for SLEC approval		
No. of Application	Project Cost*	Subsidy Amount*	No. of Application	Project Cost*	Subsidy Amount*
54	13.61	5.79	12	4.98	2.20
Fig in Cr*					

After approval of projects by DAHD		
Pending for SIA Milestone 1		
No. of Application	Project Cost*	Subsidy Amount*
1	0.20	0.10
Fig in Cr*		

Jammu & Kashmir: Lender Pendency

As on 21.03.2025

Lender's Pendency								
Before Approval of Projects			After Approval of Projects by the DAHD					
Pending for Loan Sanction			Pending for Loan disbursement			Pending for final loan disbursement		
No. of Applications	Project Cost*	Subsidy Amount*	No of Applications	Project Cost*	Subsidy Amount*	No of Applications	Project Cost*	Subsidy Amount*
52	25.85	9.93	4	1.53	0.62	1	0.60	0.25
Fig in Cr*								

State Pendency		
Before approval of projects by DAHD		
SIA Pending		
No. of Application	Project Cost*	Subsidy Amount*
3	1.40	0.70
Fig in Cr*		

Projects Approved by DAHD						
Project	No. of Approved Project	Project Cost*	Loan Amount*	Approved Subsidy*	No. of Projects Subsidy Released	Subsidy Released*
Feed and Fodder	6	7.02	3.32	2.32	5	0.99
Sheep & Goat	9	6.31	2.06	2.47	3	0.40
Piggery	1	0.60	0.15	0.19	0	0.00
Grand Total	16	13.92	5.53	4.98	8	1.39

Fig in Cr*

State Pendency					
Before approval of projects by DAHD					
SIA Pending			Pending for SLEC approval		
No. of Application	Project Cost*	Subsidy Amount*	No. of Application	Project Cost*	Subsidy Amount*
35	21.47	10.17	18	19.81	3.99
Fig in Cr*					

Punjab: Lender Pendency

As on 21.03.2025

Lender's Pendency								
Before Approval of Projects			After Approval of Projects by the DAHD					
Pending for Loan Sanction			Pending for Loan disbursement			Pending for final loan disbursement		
No. of Applications	Project Cost*	Subsidy Amount*	No of Applications	Project Cost*	Subsidy Amount*	No of Applications	Project Cost*	Subsidy Amount*
303	154.62	65.44	1	0.47	0.20	4	4.75	1.30

Fig in Cr*

Projects Approved by DAHD						
Project	No. of Approved Project	Project Cost*	Loan Amount*	Approved Subsidy*	No. of Projects Subsidy Released	Subsidy Released*
Feed and Fodder	1	1.06	0.00	0.46	0	0.00
Sheep & Goat	119	69.24	25.39	30.27	47	7.54
Piggery	3	2.05	0.55	0.90	1	0.15
Poultry	2	1.01	0.40	0.50	1	0.13
Grand Total	125	73.36	26.34	32.13	49	7.82
Fig in Cr*						

A total of 3 proposals in Goat received 2nd instalment of subsidy which amounts to Rs 0.15 Cr.

Rajasthan: State Pendency

As on 21.03.2025

State Pendency					
Before approval of projects by DAHD					
SIA Pending			Pending for SLEC approval		
No. of Application	Project Cost*	Subsidy Amount*	No. of Application	Project Cost*	Subsidy Amount*
1187	510.76	223.22	43	14.45	6.30
Fig in Cr*					

After approval of projects by DAHD								
Pending for SIA Milestone 1			Pending for SIA Milestone 2			First Installment Release Returned		
No. of Application	Project Cost*	Subsidy Amount*	No. of Application	Project Cost*	Subsidy Amount*	No. of Application	Project Cost*	Subsidy Amount*
15	6.92	2.86	12	8.90	3.90	1	0.25	0.10

Fig in Cr*

Rajasthan: Lender Pendency

As on 21.03.2025

Lender's Pendency								
Before Approval of Projects			After Approval of Projects by the DAHD					
Pending for Loan Sanction			Pending for Loan disbursement			Pending for final loan disbursement		
No. of Applications	Project Cost*	Subsidy Amount*	No of Applications	Project Cost*	Subsidy Amount*	No of Applications	Project Cost*	Subsidy Amount*
640	283.74	122.44	14	7.05	3.20	30	23.40	10.34

Fig in Cr^*

Projects Approved by DAHD						
Project	No. of Approved Project	Project Cost*	Loan Amount*	Approved Subsidy*	No. of Projects Subsidy Released	Subsidy Released*
Feed and Fodder	7	8.82	3.64	3.00	3	0.63
Sheep & Goat	116	57.07	21.89	24.79	19	2.93
Piggery	20	11.34	4.03	4.67	9	1.23
Poultry	2	1.13	0.30	0.44	0	0.00
Grand Total	145	78.36	29.86	32.91	31	4.78
Fig in Cr*						

A total of 6 proposals (1 in Feed and Fodder, 1 in Goat and 4 in Piggery) received 2nd instalment of subsidy which amounts to Rs 1.02 Cr.

Uttar Pradesh: State Pendency

As on 21.03.2025

State Pendency					
Before approval of projects by DAHD					
SIA Pending			Pending for SLEC approval		
No. of Application	Project Cost*	Subsidy Amount*	No. of Application	Project Cost*	Subsidy Amount*
59	25.42	12.17	71	29.49	14.05
Fig in Cr*					

After approval of projects by DAHD								
Pending for SIA Milestone 1			Pending for SIA Milestone 2			First Installment Release Returned		
No. of Application	Project Cost*	Subsidy Amount*	No. of Application	Project Cost*	Subsidy Amount*	No. of Application	Project Cost*	Subsidy Amount*
23	9.05	3.62	2	1.76	0.80	1	0.20	0.08

Fig in Cr*

Uttar Pradesh: Lender Pendency

As on 21.03.2025

Lender's Pendency								
Before Approval of Projects			After Approval of Projects by the DAHD					
Pending for Loan Sanction			Pending for Loan disbursement			Pending for final loan disbursement		
No. of Applications	Project Cost*	Subsidy Amount*	No of Applications	Project Cost*	Subsidy Amount*	No of Applications	Project Cost*	Subsidy Amount*
628	256.06	118.22	36	19.99	8.67	20	13.65	5.68

Fig in Cr^*

Projects Approved by DAHD						
Project	No. of Approved Project	Project Cost*	Loan Amount*	Approved Subsidy*	No. of Projects Subsidy Released	Subsidy Released*
Sheep & Goat	47	19.61	7.18	8.61	11	2.09
Piggery	8	5.45	2.83	1.90	5	0.58
Poultry	9	4.48	1.75	1.91	6	0.65
Grand Total	64	29.54	11.76	12.43	22	3.31

Fig in Cr*

Uttarakhand: State Pendency

As on 21.03.2025

State Pendency					
Before approval of projects by DAHD					
SIA Pending			Pending for SLEC approval		
No. of Application	Project Cost*	Subsidy Amount*	No. of Application	Project Cost*	Subsidy Amount*
25	12.19	5.96	2	1.30	0.65
Fig in Cr*					

After approval of projects by DAHD								
Pending for SIA Milestone 1			Pending for SIA Milestone 2			First Installment Release Returned		
No. of Application	Project Cost*	Subsidy Amount*	No. of Application	Project Cost*	Subsidy Amount*	No. of Application	Project Cost*	Subsidy Amount*
16	2.59	1.22	12	8.40	3.43	1	0.63	0.25

Fig in Cr*

Uttarakhand: Lender Pendency

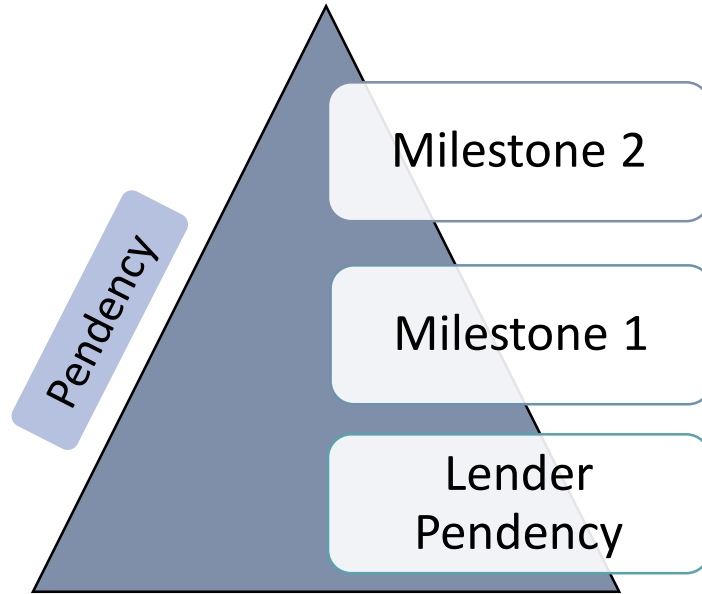
As on 21.03.2025

Lender's Pendency								
Before Approval of Projects			After Approval of Projects by the DAHD					
Pending for Loan Sanction			Pending for Loan disbursement			Pending for final loan disbursement		
No. of Applications	Project Cost*	Subsidy Amount*	No of Applications	Project Cost*	Subsidy Amount*	No of Applications	Project Cost*	Subsidy Amount*
59	41.27	17.72	9	3.80	1.60	5	2.72	1.23

Fig in Cr^*



Takeaway & Focus Area



No. of projects	Subsidy (In Cr)	Average no. of days Pending	
28	9.10 Cr	100	1st Instalment released Milestone 2 pending
59	2.59 Cr	86	DAHD approved Milestone 1 pending
60	17.56 Cr	181	DAHD approved loan disbursement pending

Area to be focused:

- ❖ Focus and expediting of pending projects for project completion
- ❖ Awareness around all categories – Poultry, Goat/Sheep, Pig & Feed and Fodder
- ❖ Workshops/farmers meet for scheme awareness including convergence & formation of FPOs
- ❖ Facilitate exposure visits for progressive farmers / entrepreneurs from states to successful project sites
- ❖ Develop success stories of NLM EDP entrepreneurs of the state.



Thank You

The background features a series of concentric circles in shades of blue and purple, centered on the left side. A wavy, multi-colored line in shades of purple, blue, and teal curves across the bottom right corner. The word "Annexure" is centered in the white space.

Annexure

DAHD Approved Projects

As on 21.03.2025

Project Category	Haryana	Jammu & Kashmir	Punjab	Rajasthan	Uttar Pradesh	Uttarakhand	Grand Total
Feed And Fodder	1	1	6	1	7	0	16
Sheep & Goat	11	13	9	119	116	47	315
Piggery	1	0	1	3	20	8	33
Poultry	0	1	0	2	2	9	14

Current Status – Northern States

As on 21.03.2025

State	SIA Pending	SIA Eligible	Lender Sanctioned	SLEC Eligible	CEC Returned	CEC Eligible	Loan Disbursed	SIA MileStone 1 Returned	SIA MileStone 1 Completed	First Installment Release Returned	First Installment Released	SIA MileStone 2 Returned	SIA MileStone 2 Completed	DAHD Returned	DAHD Eligible	Second Installment Released
Delhi	1					0									0	
Haryana	56	37	11	13		2	5		4		2				0	
Jammu & Kashmir	54	68	12	27		4	1	2	5		1		0		2	
Ladakh	3					0									0	
Punjab	35	356	17	6		1			7		4	2	0		2	
Rajasthan	1187	646	43	75		15	13	3	43	1	42	1	0		3	3
Uttar Pradesh	59	633	71	114		36	22	2	53	1	22		0		3	6
Uttarakhand	25	59	2	16		9	15	6	11	1	12	5		5	1	
Grand Total	1420	1799	156	251	0	67	56	13	123	3	83	8	0	5	11	9

Current Status

As on 21.03.2025

State	SIA Pending	SIA Eligible	Lender Sanctioned	SLEC Eligible	CEC Returned	CEC Eligible	Loan Disbursed	SIA MileStone1 Returned	SIA MileStone1 Completed	First Installment Release Returned	First Installment Released	SIA MileStone2 Returned	SIA MileStone2 Completed	DAHD Returned	DAHD Eligible	Second Installment Released
Andaman And Nicobar Islands	1														0	
Andhra Pradesh	120	611	32	64		44	37	2	39	1	91	7	0		9	13
Arunachal Pradesh	10	196	14	21		1			2		24	1	0	1	2	
Assam	47	66	1	2	1	7	7	1	3	2	16				0	2
Bihar	3	21	1	3		1			1						0	
Chhattisgarh	20	46	5	8		5	1	2	5		7				0	
Delhi	1					0									0	
Goa	1					0									0	
Gujarat	12	12	1	4		0	2		1						0	
Haryana	56	37	11	13		2	5		4		2				0	
Himachal Pradesh	11	14	3	10		0	1		1	1	4		1		1	
Jammu & Kashmir	54	68	12	27		4	1	2	5		1		0		2	
Jharkhand	33	10	1	1	1	1									0	
Karnataka	1140	1892	66	99		325	200	59	83	2	241	44	1	2	36	45
Kerala	22	19	1	4		0			6		7				0	
Ladakh	3					0									0	
Madhya Pradesh	7	1020	30	107		51	50	24	68	2	153	20	0	4	10	32
Maharashtra	2043	718	19	201		71	65	7	38	1	110	5	2		9	6
Manipur	19	14				0	1			5					0	

Current Status

As on 21.03.2025

State	SIA Pending	SIA Eligible	Lender Sanctioned	SLEC Eligible	CEC Returned	CEC Eligible	Loan Disbursed	SIA MileStone1 Returned	SIA MileStone1 Completed	First Installment Release Returned	First Installment Released	SIA MileStone2 Returned	SIA MileStone2 Completed	DAHD Returned	DAHD Eligible	Second Installment Released
Meghalaya	51	2	1			0									0	
Mizoram	5	70	1	5	6	3	8	1	6	4	39		0	4	1	7
Nagaland		28	4	17		2	2		23		39		4		0	
Odisha	1	4	1			1	1				1				0	
Puducherry	5			1		0									0	
Punjab	35	356	17	6		1			7		4	2	0		2	
Rajasthan	1187	646	43	75		15	13	3	43	1	42	1	0		3	3
Sikkim		11	1	5		0	1		3		1			1	0	
Tamil Nadu	9	470	24	65		28	30	16	15	1	39	5	3		4	1
Telangana	225	835	52	81		107	56	42	28	1	193	11	0		18	1
The Dadra And Nagar Haveli And Daman And Diu	1					0									0	
Tripura	22	47	4	4	1	3	3		2		10			2	0	2
Uttar Pradesh	59	633	71	114		36	22	2	53	1	22		0		3	6
Uttarakhand	25	59	2	16		9	15	6	11	1	12	5		5	1	
West Bengal	33	21	7	2		0			2		4				0	
(Blank)						0									0	
Grand Total	5261	7926	425	955	9	717	521	167	449	23	1062	101	11	19	101	118

DAHD Pendency – Northern States

As on 21.03.2025

State	No of SLEC Eligible proposals	SIA Milestone 1 completed	Total Subsidy claimed (Rs in Cr)	No of proposals DAHD Eligible (Pending for 2nd subsidy release)	2nd instalment of Subsidy claimed (Rs in Cr)
Haryana	13	4	1.30	0	0.00
Jammu & Kashmir	27	5	0.90	2	0.47
Punjab	6	7	2.29	2	0.33
Rajasthan	75	43	9.95	3	0.30
Uttar Pradesh	114	53	11.41	3	0.48
Uttarakhand	16	11	2.46	1	0.20
Grand Total	251	123	28.31	11	1.77

DAHD Pendency

As on 21.03.2025

State	No of SLEC Eligible proposals	SIA Milestone 1 completed	Total Subsidy claimed (Rs in lakh)	No of proposals DAHD Eligible (Pending for 2nd subsidy release)	2nd instalment of Subsidy claimed (Rs in lakh)
Andhra Pradesh	64	39	15.35	9	2.00
Arunachal Pradesh	21	2	0.60	2	0.29
Assam	2	3	0.79	0	0.00
Bihar	3	1	0.19	0	0.00
Chhattisgarh	8	5	0.70	0	0.00
Gujarat	4	1	0.50	0	0.00
Haryana	13	4	1.30	0	0.00
Himachal Pradesh	10	1	0.10	1	0.15
Jammu & Kashmir	27	5	0.90	2	0.47
Jharkhand	1	0	0.00	0	0.00
Karnataka	99	83	27.84	36	6.29
Kerala	4	6	1.32	0	0.00
Madhya Pradesh	107	68	21.59	10	1.47

DAHD Pendency

As on 21.03.2025

State	No of SLEC Eligible proposals	SIA Milestone 1 completed	Total Subsidy claimed (Rs in lakh)	No of proposals DAHD Eligible (Pending for 2nd subsidy release)	2nd instalment of Subsidy claimed (Rs in lakh)
Maharashtra	201	38	10.43	9	1.32
Mizoram	5	6	0.95	1	0.15
Nagaland	17	23	4.55	0	0.00
Puducherry	1	0	0.00	0	0.00
Punjab	6	7	2.29	2	0.33
Rajasthan	75	43	9.95	3	0.30
Sikkim	5	3	0.67	0	0.00
Tamil Nadu	65	15	4.94	4	0.72
Telangana	81	28	12.45	18	4.09
Tripura	4	2	0.80	0	0.00
Uttar Pradesh	114	53	11.41	3	0.48
Uttarakhand	16	11	2.46	1	0.20
West Bengal	2	2	0.30	0	0.00
Grand Total	955	449	132.38	101	18.26



पशुपालन और डेयरी विभाग

**DEPARTMENT OF ANIMAL HUSBANDRY AND
DAIRYING**

सत्यमेव जयते

Regional Review Meeting:

Northern Region

Animal Husbandry Infrastructure Development Fund (AHIDF)

25.03.2025



Animal Husbandry Infrastructure Development Fund (AHIDF)



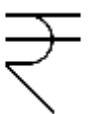
Central Sector Scheme - Prime Minister's Atma Nirbhar Bharat Abhiyan stimulus package



Budget allocation of Rs. 29610.25 crore.

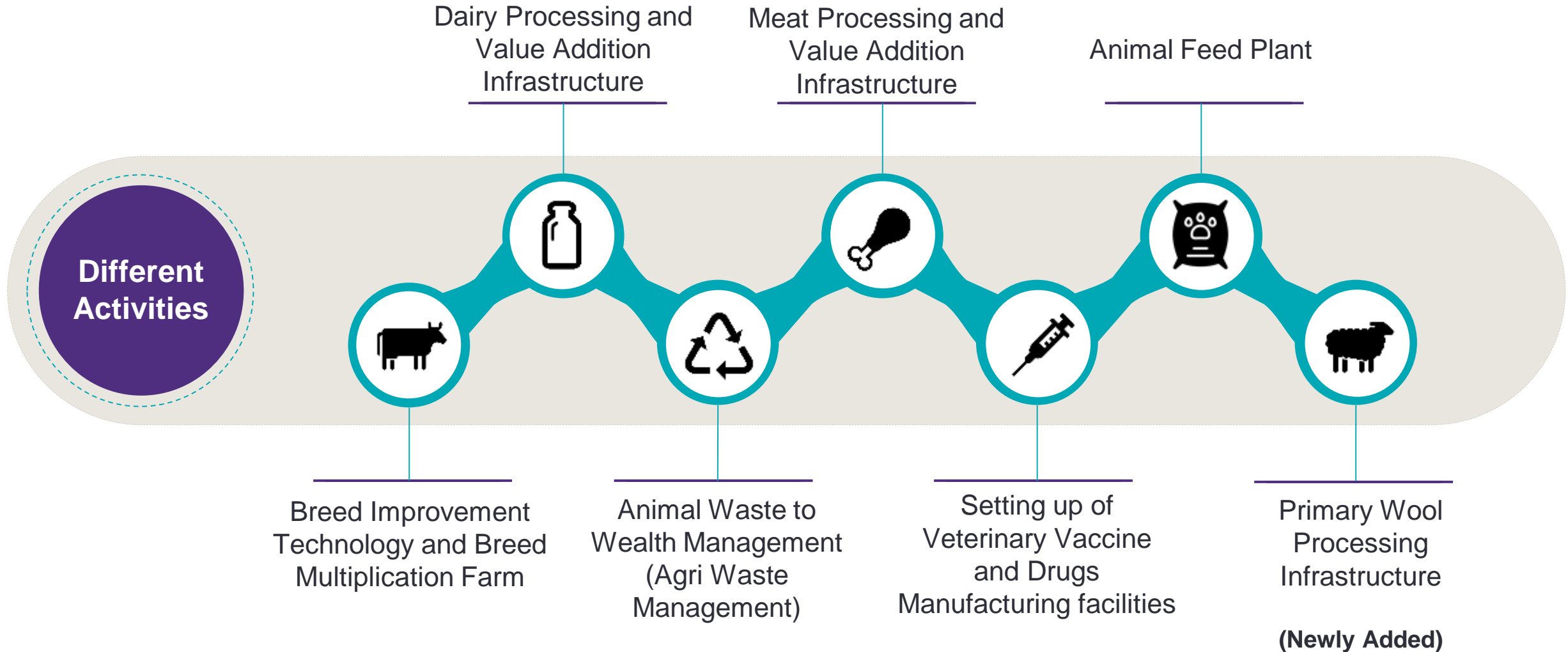


Loan up to 90% of the project cost with 3% interest subvention payable up to 8 years.



Credit Guarantee fund of Rs. 750.00 crore with guaranteed coverage up to 25% of total term loan for MSME units & Cooperatives

Animal Husbandry Infrastructure Development Fund (AHIDF)



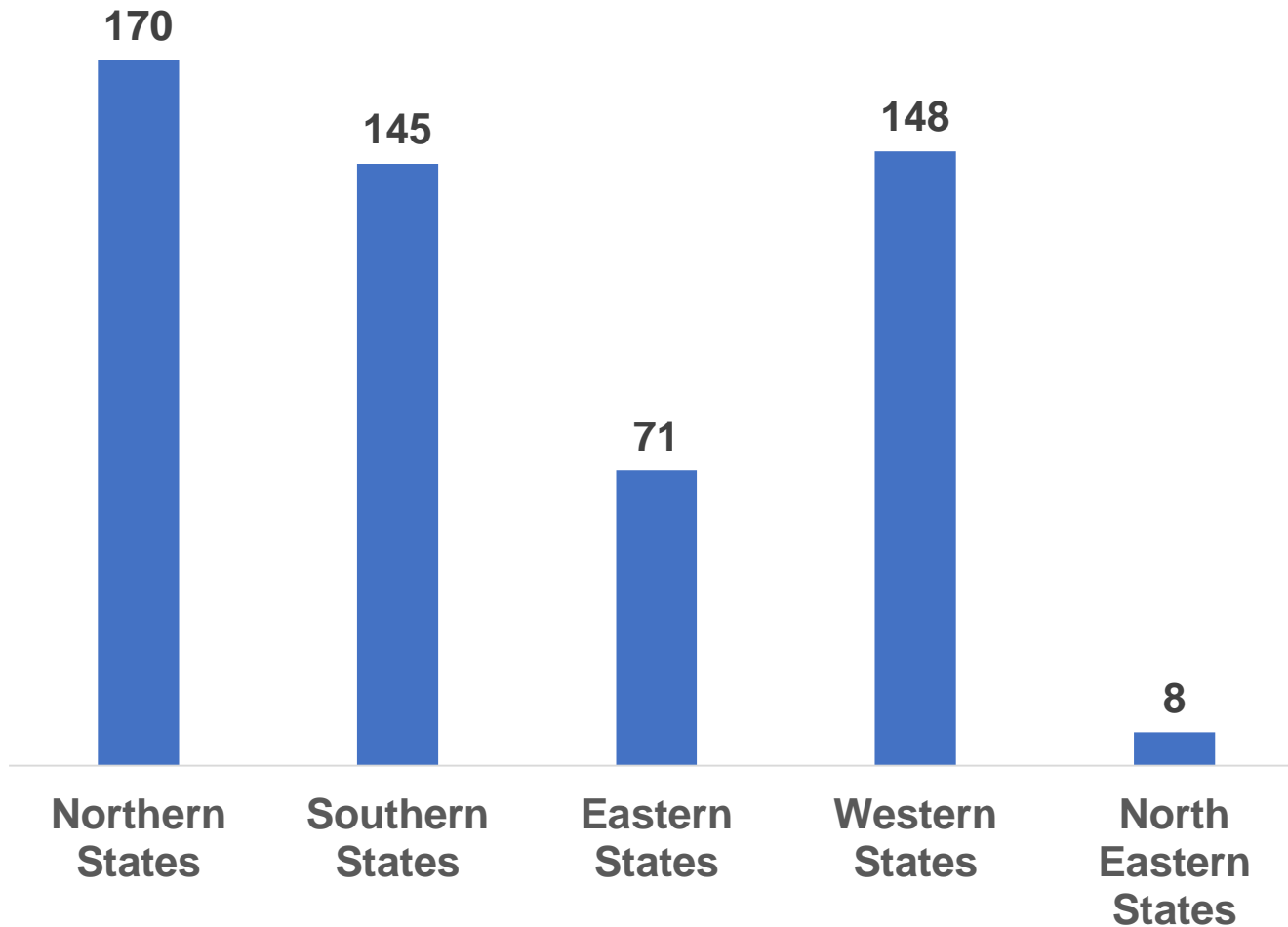
Current Status

Particulars	No of projects	Project Cost (INR Cr.)	Term Loan (INR Cr.)
Eligible Projects	1,009	22,061	15,422
Sanctioned Projects	542	16,598	11,520
Approved Projects in PAC & PSC	374	12,835	8,829
Interest Subvention Released	355	12,683	8,738

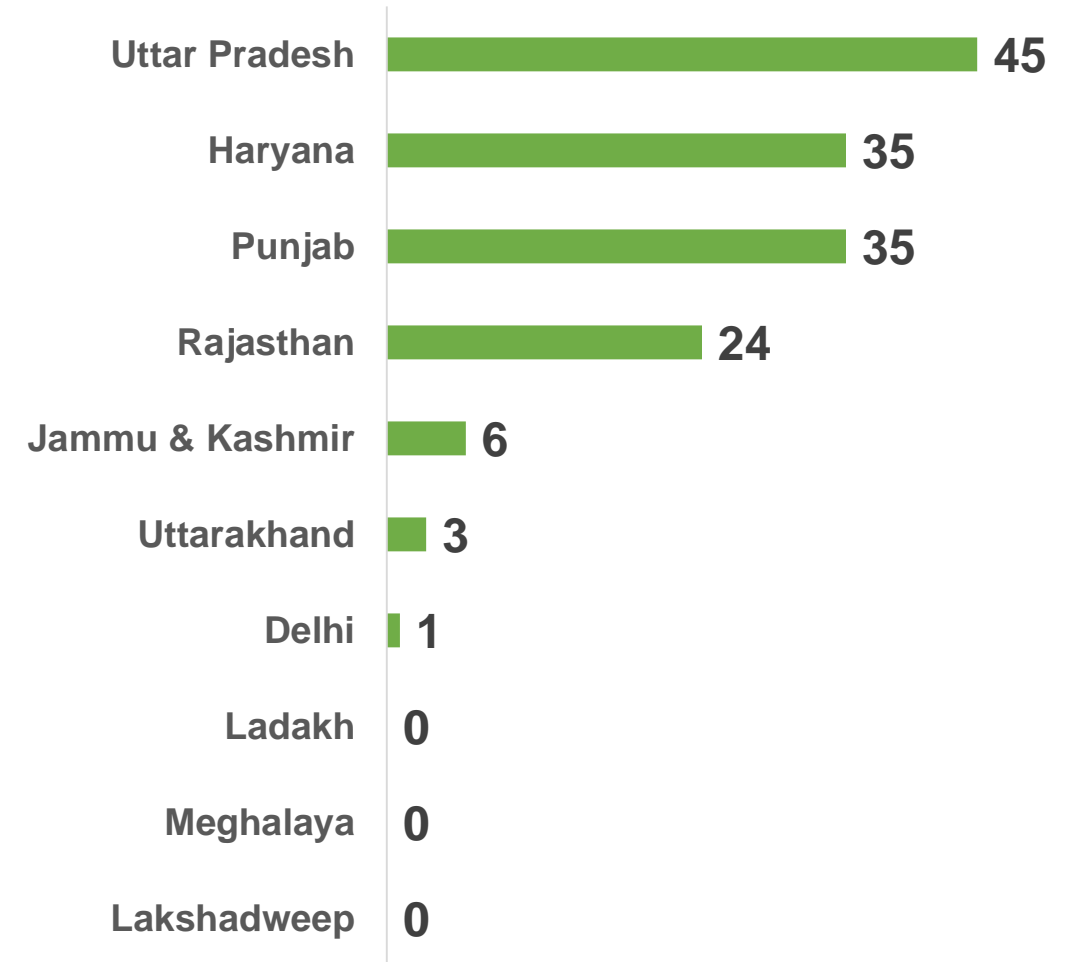
Total interest subvention released for **355** projects is ~**323 Cr.**

Performance Comparison (Sanctioned Projects)

Region Wise Sanctioned Projects

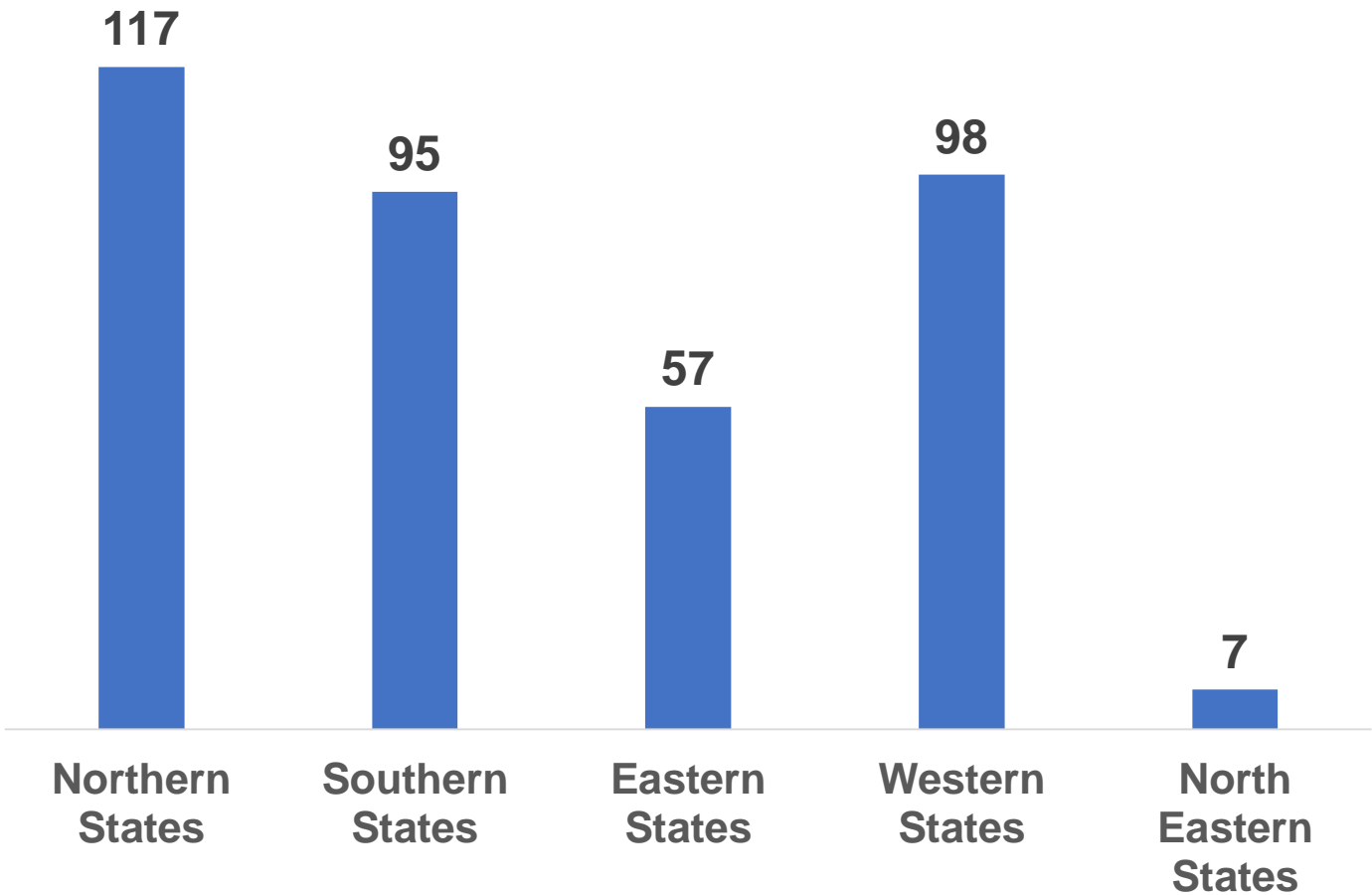


State Wise Sanctioned Projects

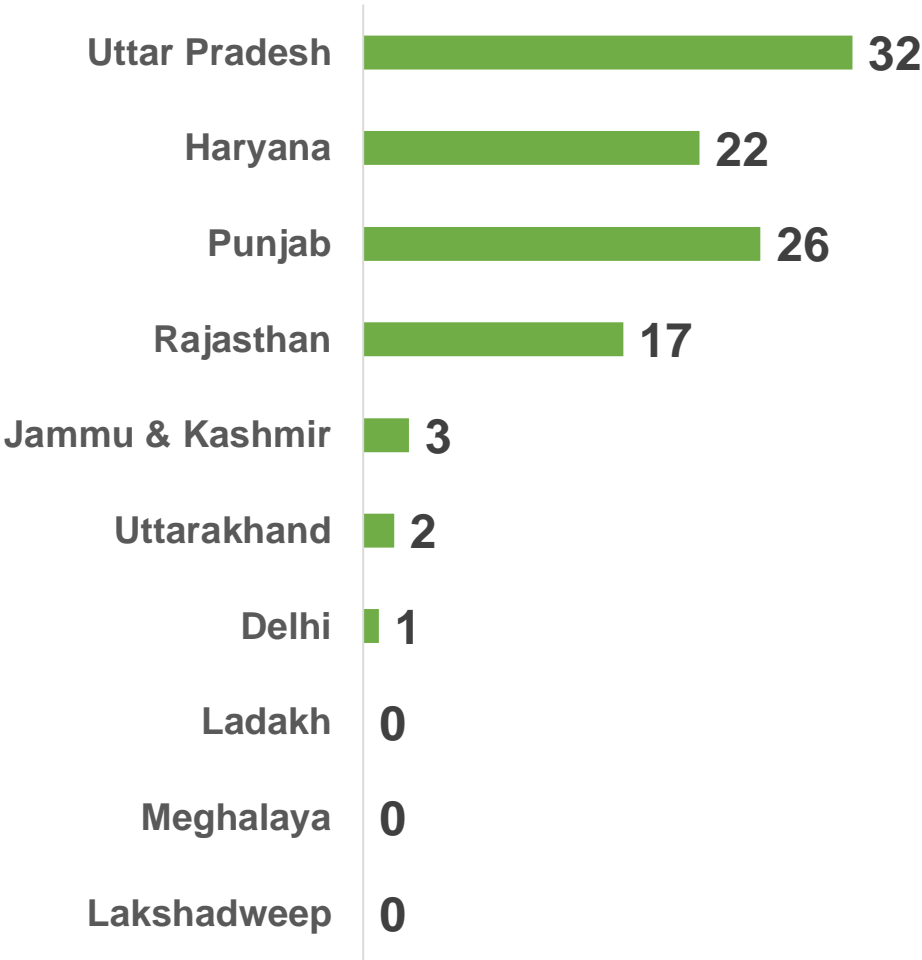


Performance Comparison (Approved Projects)

Region Wise Approved Projects



State Wise Approved Projects



State/UT wise Progress – Uttar Pradesh

Particulars	No. of projects(s)	Project Cost (INR cr.)	Loan amount (INR cr.)
Eligible by DAHD	91	1601.42	1019.31
Withdrawn/cancelled by bank	35	334.77	212.34
Sanctioned by bank	45	1103.20	687.10
Pending with banks	11	163.45	119.87
Interest Subvention released (INR cr.)	31	23.24	

Category	Number of project(s)	Capacity	Employment
Animal Feed Plant	15	13.16 Lakh MTPA	2008
Breed Improvement Tech and Breed Multiplication Farm	5	• 14.52 Crore Eggs/Annum	275
Dairy Processing and value addition	23	28.11 Lakh LPD	2334
Meat Processing and value addition	2	• 14607 MTPA	1024
Total	45		5641

Uttar Pradesh Sanctioned Projects (1/4)

S. No.	Project Name	District	Project Cost (INR Cr.)	Loan Amount (INR Cr.)
1	Abis Exports India Private Limited	Amethi	83.55	75.00
2	Alpha Milk Foods Private Limited	Hathras	22.04	12.00
3	Ananda Foods Limited	Hapur	28.00	20.00
4	Basera Dairy Projects	Mathura	37.65	20.00
5	Creamy Foods Limited	Bulandshahr	24.77	18.00
6	Abis Exports India Private Limited	Amethi	55.85	25.12
7	C P Milk And Food Products Pvt Ltd	Lucknow	20.40	14.00
8	Ananda Dairy Limited	Hapur	14.83	10.00
9	Skylark Feeds Pvt Ltd	Amethi	25.88	8.00
10	Skylark Feeds Pvt Ltd	Etah	29.00	22.00
11	Fair exports India Pvt ltd	Aligarh	75.00	30.00
12	Mahaan Milk Foods Limited	Hathras	65.75	48.50
13	Mahaan Milk Foods Limited	Hathras	50.00	32.50

Uttar Pradesh Sanctioned Projects (2/4)

S. No.	Project Name	District	Project Cost (INR Cr.)	Loan Amount (INR Cr.)
14	Dairy India Private Limited	Amroha	7.00	5.40
15	Kamdhenu Poultry Feed	Ghazipur	8.15	2.90
16	Kanakdham Foods P Ltd	Bareilly	15.38	5.00
17	MI Food Industries Private Limited	Unnao	24.74	7.50
18	Ms Brijwasi Keshav Milk Product	Mathura	47.43	20.00
19	Suguna Foods Private Limited	Amethi	7.64	5.30
20	New Morning Milk Products Private Limited	Mainpuri	39.82	24.38
21	NIF Private Limited	Kanpur Nagar	69.91	50.00
22	Premium Chick Feeds Private Limited	Lucknow	17.10	12.82
23	Bijay Dairy	Prayagraj	3.04	1.70
24	MLBS Foods Private Limited	Baghpat	31.59	15.00
25	Shri Chanchala Foods India Private Limited	Bareilly	6.95	3.60
26	S P Lab	Hardoi	6.50	4.80

Uttar Pradesh Sanctioned Projects (3/4)

S. No.	Project Name	District	Project Cost (INR Cr.)	Loan Amount (INR Cr.)
27	Ammashri Nectar And Orgnaics Llp	Bulandshahr	0.78	0.68
28	Suguna Foods Private Limited	Gorakhpur	12.00	6.77
29	Suguna Foods Private Limited	Gorakhpur	8.85	5.10
30	Suguna Foods Private Limited	Gonda	4.15	3.12
31	Auura Agrotech Private Limited	Gorakhpur	12.58	7.70
32	Fish Gold Industries Private Limited	Bara Banki	9.53	6.50
33	Avyukta Dairy Products Limited	Ghaziabad	17.02	5.00
34	Cravicious Foods Private Limited	Gautam Buddha Nagar	8.01	5.50
35	Himalaya Food Industries Private Limited	Unnao	6.18	3.57
36	Lalkant Milk Dairy	Agra	1.85	1.00
37	White Gold Agro Industries	Etah	3.10	1.50
38	Archana Jaiswal	Prayagraj	1.50	1.35
39	Abis Exports India Private Limited	Hathras	105.00	90.00

Uttar Pradesh Sanctioned Projects (4/4)

S. No.	Project Name	District	Project Cost (INR Cr.)	Loan Amount (INR Cr.)
40	Gyandhara Industries Private Limited	Lucknow	52.66	32.00
41	Akhilesh Kumar Rai	Azamgarh	0.30	0.27
42	Lalkant Milk Dairy	Agra	1.75	0.62
43	Anig Dairy	Prayagraj	3.31	1.40
44	Poddar Agri Fresh Private Limited	Firozabad	28.58	17.50
45	Sona Vets Private Limited	Shahjahanpur	8.07	4.00
Total			1103.20	687.10

State/UT wise Progress – Haryana

Particulars	No. of projects(s)	Project Cost (INR cr.)	Loan amount (INR cr.)
Eligible by DAHD	53	1036.23	648.22
Withdrawn/cancelled by bank	13	141.74	85.17
Sanctioned by bank	35	830.42	530.60
Pending with banks	5	64.07	32.45
Interest Subvention released (INR cr.)	20	12.87	

Category	Number of project(s)	Capacity	Employment
Animal Feed Plant	11	5.27 Lakh MTPA	448
Breed Improvement Tech and Breed Multiplication Farm	3	<ul style="list-style-type: none"> 5.00 Crore Eggs/Annum <ul style="list-style-type: none"> 200 Cattle 28000 Birds/Annum 	68
Dairy Processing and value addition	14	8.07 Lakh LPD	841
Meat Processing and value addition	7	<ul style="list-style-type: none"> 10.03 Lakh MTPA 	3207
Total	35		4564

Haryana Sanctioned Projects (1/3)

S. No.	Project Name	District	Project Cost (INR Cr.)	Loan Amount (INR Cr.)
1	Anadi Industries LLP	Faridabad	5.12	1.00
2	Choudhery Cheese Bazar Pvt Ltd	Hisar	72.48	44.80
3	Epicu Beverages Private Limited	Ambala	68.30	50.00
4	Rm Delicious Foods	Jind	18.40	5.00
5	Paras Nutritions Pvt Ltd	Karnal	40.41	30.00
6	Nutrimed Dairy Llp	Faridabad	30.45	9.00
7	Mehsana District Cooperative Milk Producers Union Limited	Gurugram	80.70	72.63
8	Krishna Feeds	Kaithal	1.95	0.68
9	Ms Aakashdeep Feeds	Karnal	6.18	3.50
10	Epicu Beverages Private Limited	Ambala	66.33	49.75
11	Carabao Foods Private Limited	Nuh	57.20	40.00
12	Om Feed Mill	Mahendragarh	3.61	3.00
13	Bluecraft Agro Private Limited	Yamunanagar	50.41	34.90

Haryana Sanctioned Projects (2/3)

S. No.	Project Name	District	Project Cost (INR Cr.)	Loan Amount (INR Cr.)
14	Punerjot Singh Virk	Kurukshetra	1.26	0.79
15	Mehsana District Cooperative Milk Producers Union Limited	Rewari	38.80	34.92
16	United Farm Product Private Limited	Nuh (Mewat)	36.57	25.00
17	Skylark Hatcheries Pvt Ltd	Karnal	31.63	20.00
18	AOV Agro Foods Pvt Ltd	Nuh (Mewat)	19.49	9.50
19	Darshan Foods Private Limited	Rewari	14.77	7.28
20	M/s Bhole Baba Milk Center	Jind	1.46	1.32
21	Infinity Feeds Private Limited	Ambala	24.57	9.57
22	Shaktivardhak Milk Producer Company Ltd	Hisar	5.86	1.34
23	United Farm Product Private Limited	Nuh (Mewat)	79.43	40.00
24	Siddhartha Malhan	Jhajjar	2.40	0.80
25	JD Feeds	Jind	1.72	1.10
26	Randeep Choudhary	Karnal	4.08	1.65

Haryana Sanctioned Projects (3/3)

S. No.	Project Name	District	Project Cost (INR Cr.)	Loan Amount (INR Cr.)
27	Suman (Aarav Feed)	Kaithal	2.00	1.50
28	Ms Fortune Poultry Feeds	Hisar	2.66	2.00
29	Ms Sunil Hatchries	Jind	2.93	1.20
30	Parav Milk And Milk Products	Sirsa	3.13	1.20
31	Rattan Hi Tech Dairy Private Limited	Sirsa	2.17	1.32
32	Zanders Resorts Private Limited	Sirsa	27.86	10.00
33	The Sirsa Food Industries	Sirsa	1.27	0.62
34	Naresh Kumar	Sirsa	0.26	0.24
35	Infinity Feeds Private Limited	Ambala	24.57	15.00
Total			830.42	530.60

State/UT wise Progress – Punjab

Particulars	No. of projects(s)	Project Cost (INR cr.)	Loan amount (INR cr.)
Eligible by DAHD	56	873.82	547.47
Withdrawn/cancelled by bank	14	40.43	27.20
Sanctioned by bank	35	778.45	481.92
Pending with banks	7	54.95	38.35
Interest Subvention released (INR cr.)	25	14.16	

Category	Number of project(s)	Capacity	Employment
Animal Feed Plant	16	7.36 Lakh MTPA	942
Breed Improvement Tech and Breed Multiplication Farm	6	<ul style="list-style-type: none"> 20.53 Lakh Birds/Annum 15.00 Crore Eggs/Annum 	228
Dairy Processing and value addition	6	9.90 Lakh LPD	711
Meat Processing and value addition	6	<ul style="list-style-type: none"> 1.29 Lakh MTPA 	1888
Animal Waste to Wealth Management	1	5950 MTPA	20
Total	35		3789

Punjab Sanctioned Projects (1/3)

S. No.	Project Name	District	Project Cost (INR Cr.)	Loan Amount (INR Cr.)
1	AFI Oils Private Limited	Fatehgarh Sahib	11.68	5.25
2	Chanakya Dairy Products Pvt Ltd	Fatehgarh Sahib	60.00	44.00
3	Chanakya Dairy Products Pvt Ltd	Fatehgarh Sahib	60.00	37.72
4	Ayanna Farms	Kapurthala	18.83	8.99
5	Chhabra Silage Company	Ludhiana	4.41	3.00
6	Ecovex Industries	Fatehgarh Sahib	2.82	1.25
7	Fair Exports India Pvt Ltd	S.A.S Nagar	80.00	38.78
8	Star Foods	Ludhiana	96.67	70.00
9	Healthy Choice Poultry Farm	Amritsar	6.83	3.00
10	Sheetal Industries	Fatehgarh Sahib	4.89	1.50
11	Rai Poultries	Amritsar	21.73	11.25
12	M C Foods	Patiala	46.51	24.00
13	Perfect Poultry Products Pvt Ltd	Amritsar	15.91	7.00

Punjab Sanctioned Projects (2/3)

S. No.	Project Name	District	Project Cost (INR Cr.)	Loan Amount (INR Cr.)
14	Perfect Poultry Products Pvt Ltd	Amritsar	5.00	3.00
15	Sheetal Industries	Fatehgarh Sahib	1.50	1.00
16	Manhas Feed Mill Private Limited	Pathankot	3.60	2.88
17	Ayanna Farms	Kapurthala	22.20	8.92
18	Shri Sudharma Industries	Ludhiana	0.69	0.50
19	Sampoorna Feeds Private Limited	Kapurthala	19.50	15.00
20	Milkchief Products India Private Limited	Bathinda	16.97	8.50
21	Gpg Cattle Feed Private Limited	Moga	15.54	10.00
22	Yogesh Kumar Bansal	Sangrur	3.15	1.25
23	Ajooni Biotech Limited	Ludhiana	3.43	2.38
24	AOV Agro Foods Pvt Ltd	Gurdaspur	5.01	4.48
25	Ajooni Biotech Limited	Ludhiana	3.43	2.30
26	Sangita Nagpal	Fazilka	1.48	0.95

Punjab Sanctioned Projects (3/3)

S. No.	Project Name	District	Project Cost (INR Cr.)	Loan Amount (INR Cr.)
27	Tiwana Oil Mills Private Limited	Fategarh Sahib	29.50	22.13
28	Pankaj Mehrotra (Ovo Nutritions Pvt Ltd)	Jalandhar	11.02	5.50
29	Supreme Agrofoods Private Limited	Ludhiana	17.50	13.00
30	Sampoorna Feeds Private Limited	Jalandhar	6.30	4.72
31	MEPL Bio Energy LLP	Gurdaspur	30.86	21.00
32	Asuman Nutritech Agro Private Limited	Fatehgarh Sahib	7.13	2.39
33	Velocity Feed Industries	Patiala	3.29	2.00
34	De Heus Animal Nutrition India Private Limited	Patiala	139.17	94.00
35	Native Farm Food	Fazilka	1.90	0.28
Total			778.45	481.92

State/UT wise Progress – Rajasthan

Particulars	No. of projects(s)	Project Cost (INR cr.)	Loan amount (INR cr.)
Eligible by DAHD	45	455.43	301.51
Withdrawn/cancelled by bank	11	69.25	46.74
Sanctioned by bank	24	365.88	246.88
Pending with banks	10	20.30	7.89
Interest Subvention released (INR cr.)	17	4.54	

Category	Number of project(s)	Capacity	Employment
Animal Feed Plant	7	3.35 Lakh MTPA	1000
Breed Improvement Tech and Breed Multiplication Farm	5	<ul style="list-style-type: none"> 1.09 Lakh Birds/Annum 3.35 Lakh Eggs/Annum 200 Cattle 	130
Dairy Processing and value addition	12	10.97 Lakh LPD	750
Total	24		1880

Rajasthan Sanctioned Projects (1/2)

S. No.	Project Name	District	Project Cost (INR Cr.)	Loan Amount (INR Cr.)
1	Abis Parivartan Gen Nxt Nilaksh Llp	Jaipur	7.81	5.85
2	Abis Exports India Private Limited	Sikar	83.55	75.00
3	Krishan Lal Jhajhria	Ganganagar	1.33	0.94
4	Doctor Agrovat Private Limited	Jaipur	21.12	16.60
5	Mewar Foods Private Limited	Jaipur	15.89	6.00
6	Mahadev Doodh Dairy Jlg	Barmer	4.01	1.44
7	Jasram Milk Foods Private Limited	Dholpur	17.30	10.00
8	Satyam Food Processing Company	Hanumangarh	10.79	3.25
9	Keshav Fresh Private Limited	Sawai Madhopur	13.67	8.93
10	Rudrashivam Livestock Association	Jaipur	4.15	1.00
11	Ramavtar	Alwar	1.13	0.74
12	Mofat Ji Dairy	Ajmer	2.26	1.15
13	Godrej Agrovat Ltd	Bundi	92.46	69.34

Rajasthan Sanctioned Projects (2/2)

S. No.	Project Name	District	Project Cost (INR Cr.)	Loan Amount (INR Cr.)
14	Shree Sarweshwar Dairy Milk Private Limited	Sirohi	46.00	21.00
15	Nathu Lal Meghwal	Udaipur	1.29	0.96
16	Shri Nath Industries	Ajmer	1.10	0.50
17	Suguna Foods Private Limited	Ajmer	8.00	6.61
18	Roopchand Mohanlal And Sons Private Limited	Bikaner	9.31	4.95
19	Manorma Gavya Food Industries	Bikaner	9.89	2.50
20	Progressive Marketing	Sikar	3.53	2.50
21	Mayank Pareek	Ajmer	1.18	0.64
22	Marwad Kisan Producer Compay Limited	Jodhpur	1.08	0.77
23	Shri Gurunanak Agrovat India Private Limited	Beawar	8.78	6.00
24	Pyar Chand Dangi	Udaipur	0.25	0.23
Total			365.88	246.88

State/UT wise Progress – Jammu & Kashmir

Particulars	No. of projects(s)	Project Cost (INR cr.)	Loan amount (INR cr.)
Eligible by DAHD	32	58.73	34.00
Withdrawn/cancelled by bank	24	40.97	25.77
Sanctioned by bank	6	10.87	5.62
Pending with banks	2	6.89	2.60
Interest Subvention released (INR cr.)	3	0.02	

Category	Number of project(s)	Capacity	Employment
Breed Improvement Technology and Breed Multiplication Farm	5	496 Cattle	15
Animal Feed Plant	1	9600 MTPA	40
Total	6		55

Jammu & Kashmir Sanctioned Projects (1/2)

S. No.	Project Name	District	Project Cost (INR Cr.)	Loan Amount (INR Cr.)
1	Ashok Kumar	Kathua	1.01	0.40
2	Khyber Greens Pvt Ltd	Bandipora	2.94	2.00
3	Dinker Kaushal	Samba	0.22	0.20
4	Brajeshwar Singh	Jammu	4.69	2.21
5	Udhayveer Singh	Jammu	1.01	0.40
6	Sukhdev Singh	Jammu	1.01	0.40
Total			10.87	5.62

State/UT wise Progress – Uttarakhand

Particulars	No. of projects(s)	Project Cost (INR cr.)	Loan amount (INR cr.)
Eligible by DAHD	3	29.50	21.64
Withdrawn/cancelled by bank	-	-	-
Sanctioned by bank	2	28.70	20.92
Pending with banks	1	0.80	0.72
Interest Subvention released (INR cr.)	1	0.40	

Category	Number of project(s)	Capacity	Employment
Animal Feed Plant	2	4.69 Lakh MTPA	380
Total	2		380

S. No.	Project Name	District	Project Cost (INR Cr.)	Loan Amount (INR Cr.)
1	Suguna Foods Private Limited	Sitarganj	8.80	6.00
2	Tiwana Oil Mills Private Limited	Udam Singh Nagar	19.90	14.92
	Total		28.70	20.92

State/UT wise Progress – Delhi

Particulars	No. of projects(s)	Project Cost (INR cr.)	Loan amount (INR cr.)
Eligible by DAHD	1	75.00	60.00
Withdrawn/cancelled by bank	-	-	-
Sanctioned by bank	1	75.00	60.00
Pending with banks	-	-	-
Interest Subvention released (INR cr.)	1	0.98	

Category	Number of project(s)	Capacity	Employment
Dairy Processing & Value Addition	1	22932 LPD	75
Total	1		75

Puducherry Sanctioned Projects

S. No.	Project Name	District	Project Cost (INR Cr.)	Loan Amount (INR Cr.)
1	IDMC Limited	North	75.00	60.00

State/UT wise Progress – Ladakh

Particulars	No. of projects(s)	Project Cost (INR cr.)	Loan amount (INR cr.)
Eligible by DAHD	-	-	-
Withdrawn/cancelled by bank	-	-	-
Sanctioned by bank	-	-	-
Pending with banks	-	-	-
Interest Subvention released (INR cr.)	-	-	-

State/UT wise Progress – Meghalaya

Particulars	No. of projects(s)	Project Cost (INR cr.)	Loan amount (INR cr.)
Eligible by DAHD	-	-	-
Withdrawn/cancelled by bank	-	-	-
Sanctioned by bank	-	-	-
Pending with banks	-	-	-
Interest Subvention released (INR cr.)	-	-	-

State/UT wise Progress – Lakshadweep

Particulars	No. of projects(s)	Project Cost (INR cr.)	Loan amount (INR cr.)
Eligible by DAHD	-	-	-
Withdrawn/cancelled by bank	-	-	-
Sanctioned by bank	-	-	-
Pending with banks	-	-	-
Interest Subvention released (INR cr.)	-	-	-

Key take aways




Extensive promotion for strengthening of infrastructure in Livestock sector across Northern Region

01




Dovetailing of the scheme with other Central/State gov. grants/subsidies/ assistances

02



Focus on **formation of FPOs** and availing the scheme benefits

03



Awareness programs targetting cooperatives to avail scheme benefits

04

689
lakh tonnes

Total **milk** production in Northern region states

1981 Cr.

Total **egg** production in Northern region states

22
Lakh tonnes

Total **meat** production Northern region states

Scope for value addition for strengthening of livestock sector



Thank You