



सत्यमेव जयते

Dept. of Animal Husbandry,
Dairying & Fisheries

Review Meeting of Eastern Zone States

on
03.04.2025



Dept. of Animal Husbandry,
Dairying & Fisheries

AGENDA -I: LIVESTOCK CENSUS



Status of 21st Livestock Census

- 21st Livestock Census has been Launched on 25th October, 2024 at New Delhi. All the States/UTs are supposed to complete census operation by the end of 15th April, 2025.
- It is massive door to door exercise reaching about 6.6 lakh villages and about 1 lakh urban wards (total 7.6 lakh units) expecting enumeration of little more than 29 crore households.
- Out of these, enumeration of about 28.53 crore households have completed so far.
- It includes completion of 4.42 lakh villages and urban wards and in progress of 2.72 lakh villages and wards.
- Captured enumeration of 40.81 crore livestock and 103.12 crore poultry birds so far as against 53.68 crore livestock and 85.18 crore poultry birds of 20th Livestock Census.
- Five States/UTs namely Arunachal Pradesh, Manipur, West Bengal, Lakshadweep & Dadra Nagar Haveli and Daman & Diu have completed their Census enumeration.



सत्यमेव जयते

Dept. of Animal Husbandry,
Dairying & Fisheries

Manpower for 21st Livestock Census

Sl. No.	States	District Nodal Officer	Supervisor	Enumerator
		Approved Manpower		
1	Odisha	30	552	3,006
2	Jharkhand	24	451	2,547
3	West Bengal	23	1,245	6,226
4	Bihar	38	1,591	8,396
5	Chhattisgarh	33	383	1,914



PROGRESS OF LIVESTOCK CENSUS WORK

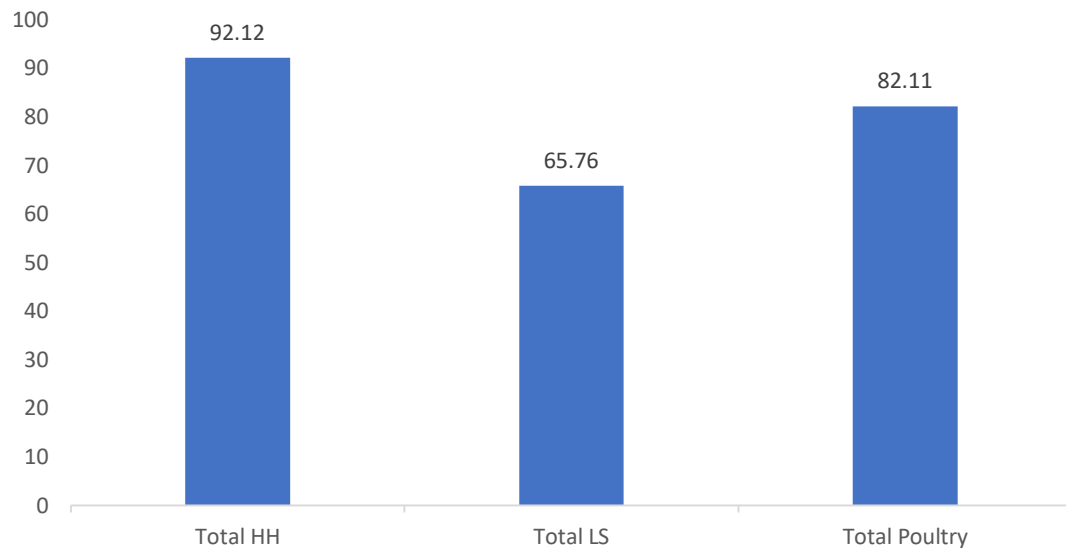
Sl. No.	States	No. of Districts	Total Census Units (Villages + Wards)	Not Started Units (Villages + Wards)	Work in Progress Units (Villages + Wards)	Completed Units (Villages + Wards)
1	Bihar	38	50,012	5,589 (11.18%)	39,628 (79.24%)	4,795 (9.59%)
2	Chhattisgarh	33	23,546	61 (0.26%)	65 (0.28%)	23,420 (99.46%)
3	Jharkhand	24	33,973	6,044 (17.79%)	19,116 (56.27%)	8,813 (25.94%)
4	Odisha	30	51,019	240 (0.47%)	2,549 (5%)	48,230 (94.53%)
5	West Bengal	23	43,937	--	--	49,937 (100%)
	All India	785	7,60,628	46,450 (6.11)	2,70,875 (35.61)	4,43,303 (58.28)

- ❖ West Bengal is first major State who have completed their census field work.
- ❖ Progress is concern for Bihar & Jharkhand. Bihar has not yet started field work in 5,589 villages. For Jharkhand this number is 6,044 villages. Completion percentage is significantly low in Bihar.
- ❖ Census work is need to be completed by 15th April, 2025

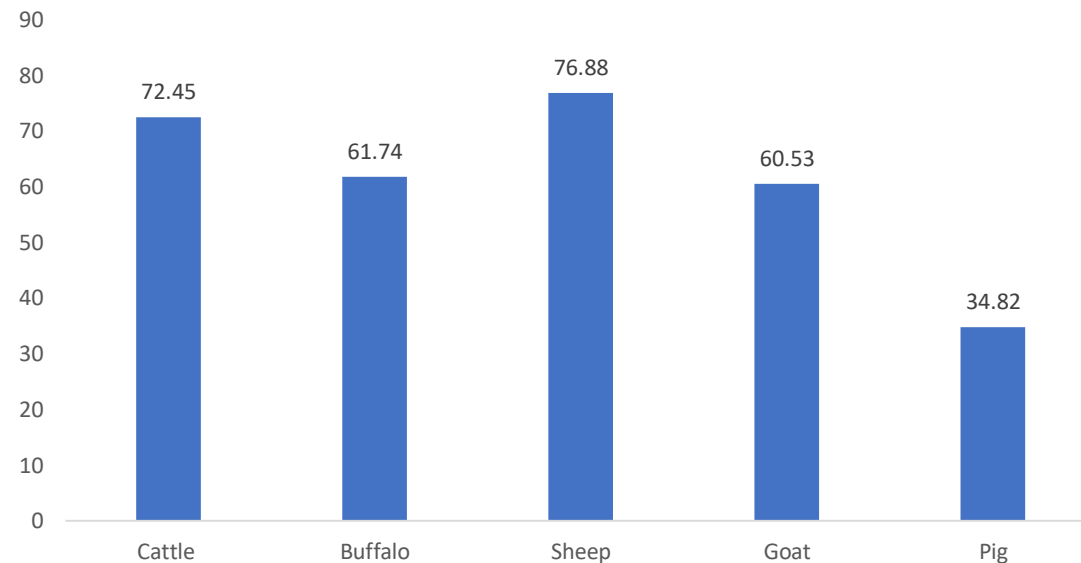


Bihar Progress (20th LC Vs. 21st LC)

Bihar (in percent)



Livestock (in percent)

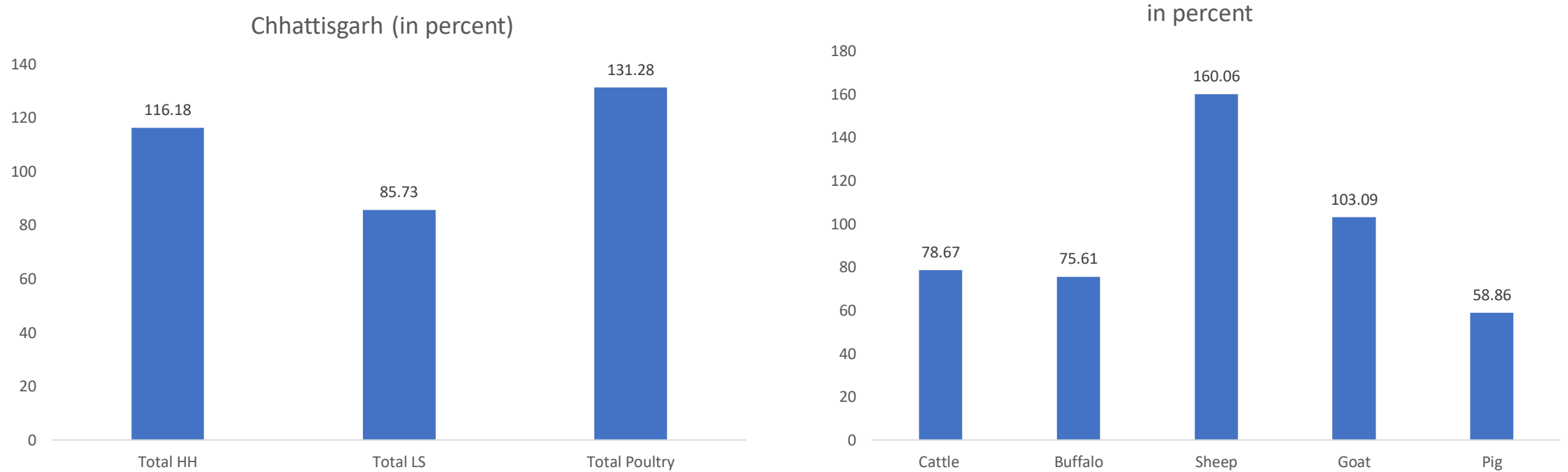


- ❖ Progress: Not encouraging. Enumeration work completed only in 9.59% villages (4,795 villages against 50,012 villages).
- ❖ Cattle population is counted 1.18 crore so far as against 1.54 crore in last census. Similarly, buffalo population is 50.97 lakh as against 77.20 lakh in last census.
- ❖ Poultry realization is good.



Chhattisgarh Progress (20th LC Vs. 21st LC)

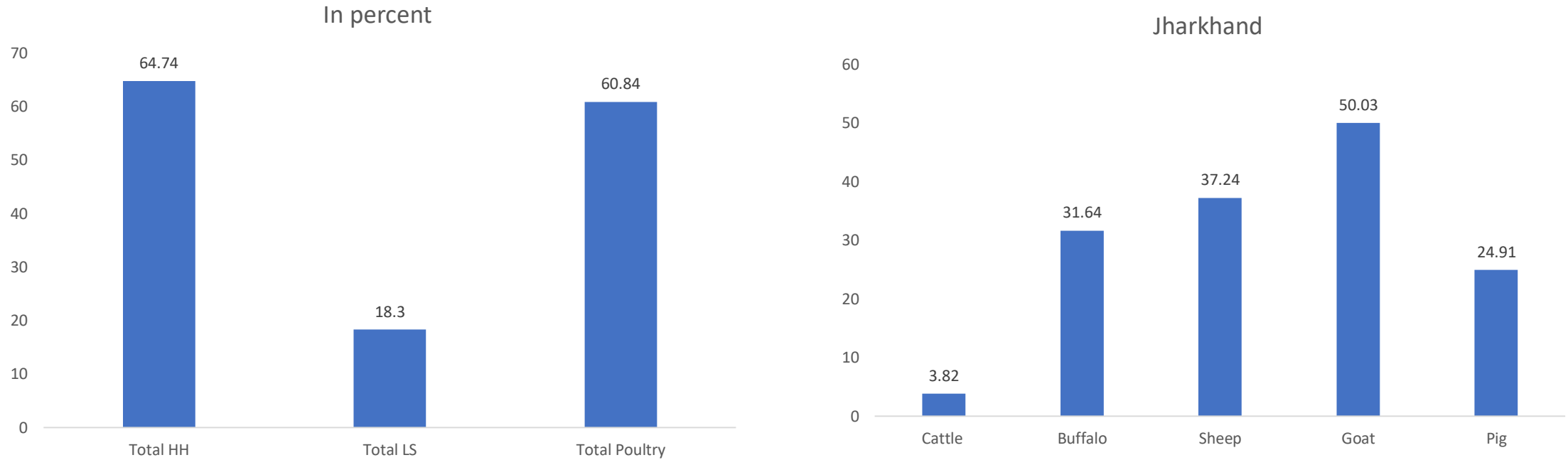
Dept. of Animal Husbandry,
Dairying & Fisheries



- ❖ Good Progress. Only 126 villages/wards pending for completion out of 23,546 total villages/wards.
- ❖ Sheep & Goat realization is impressive, as widely preferred.
- ❖ Cattle & Buffalo population decreased from 99.84 lakh to 79.14 lakh and 11.74 lakh to 8.96 lakh, respectively.
- ❖ Poultry has increased by 131% which is also considered impressive.
- ❖ Pig population has gone down significantly from 5.27 lakh to 3.13 lakh.



Jharkhand Progress (20th LC Vs. 21st LC)

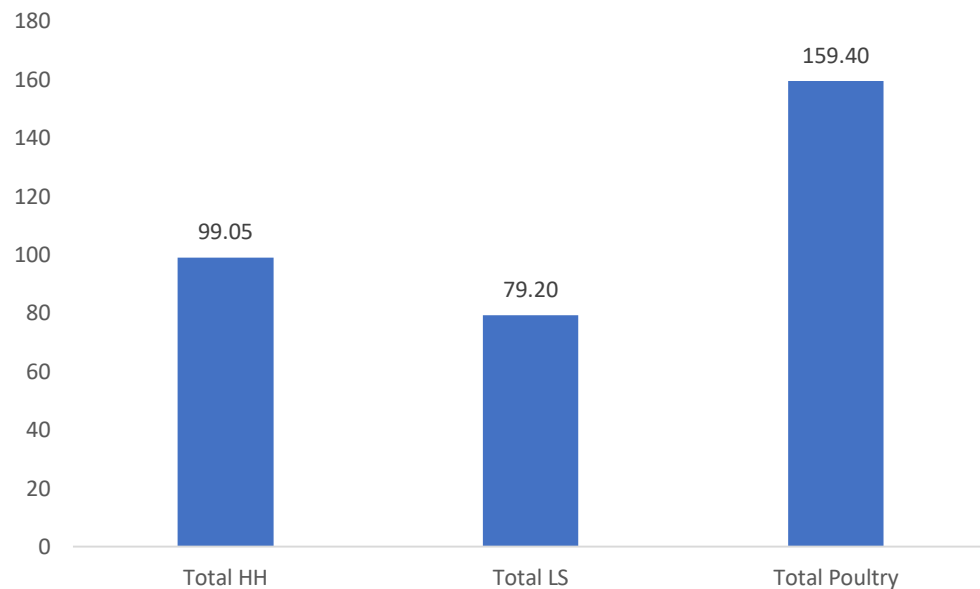


- ❖ Progress - Not Good, 18% work is not yet started.
- ❖ Only 26% work is completed. 56% villages work in progress.
- ❖ Census delayed by 2 months due to Assembly elections. Similar to Maharashtra, but Maharashtra has completed 97% work.
- ❖ Too early to comment on livestock realization.

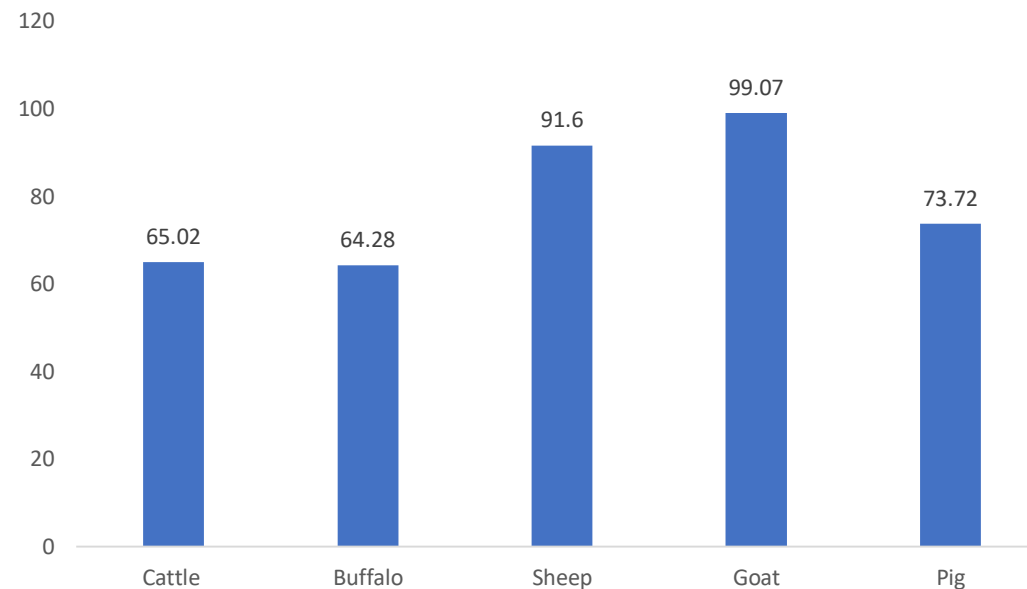


Odisha Progress (20th LC Vs. 21st LC)

In percent



In percent



- ❖ 95% work has been completed.
- ❖ Cattle population decreased from 99.03 lakh to 67.35 lakh and buffalo population is decreased from 4.58 lakh to 3.11 lakh. Goat population is increased and sheep population is almost same level.
- ❖ Poultry has increased significantly.

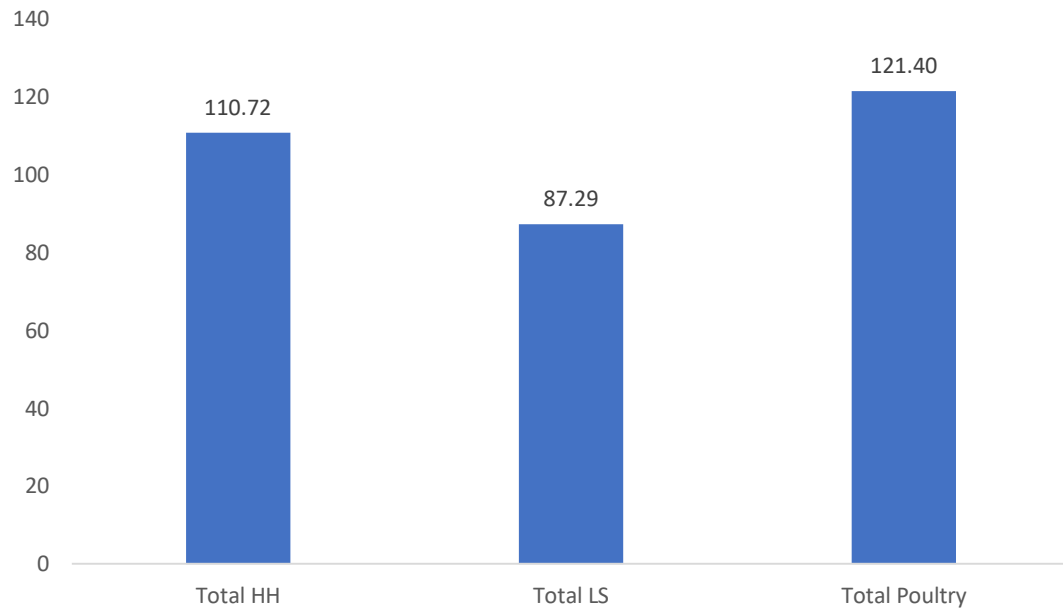


सत्यमेव जयते

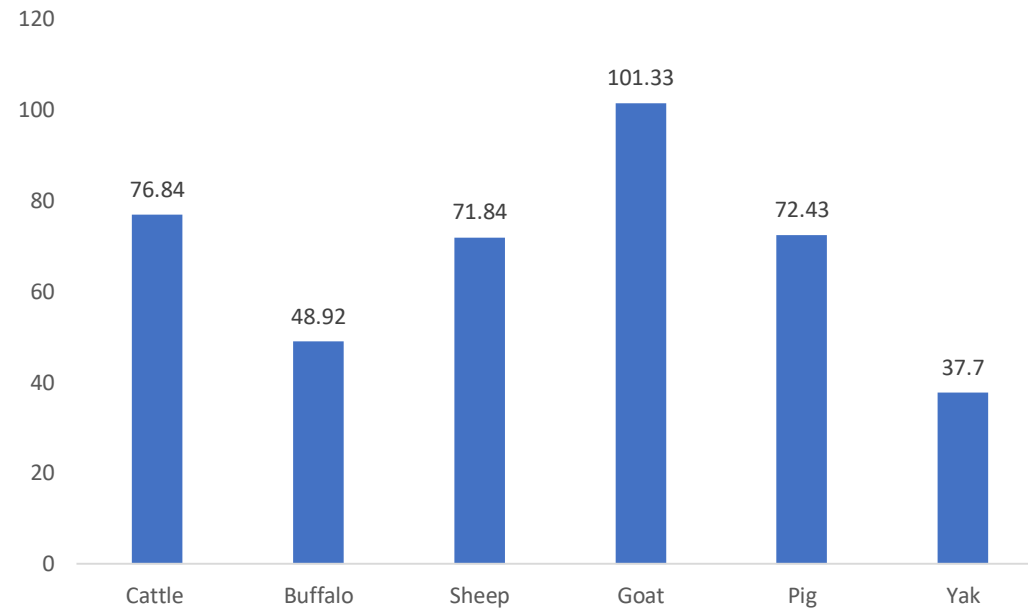
Dept. of Animal Husbandry,
Dairying & Fisheries

West Bengal Progress (20th LC Vs. 21st LC)

In percent



In percent



- ❖ Progress: 100% enumeration is done.
- ❖ Poultry has increased by good margin but total livestock has gone down.
- ❖ Goat has increased to 101.33%
- ❖ Cattle population decreased from 1.91 crore to 1.47 crore and buffalo population is decreased from 6.31 lakh to 3.09 lakh.
- ❖ HHs increase is about 11%.



Important Issues related to Census Exercise

- ❖ GPS coordinates information indicates that a very small percentage of data is being recorded actually from the field.
- ❖ Sharp decline in cattle and buffalo population to be supervised & scrutinized thoroughly.
- ❖ Calf recording is not found proportionate to the in milk animals.
- ❖ Significant number of rural villages shows no animals.
- ❖ Bulk request for reverting villages and urban wards due to various reasons indicates that data are not properly scrutinized at supervisor and DNO levels.
- ❖ States/UTs are to complete the census exercise latest by 15th April, 2025.



Agenda-II: Progress of Integrated Sample Survey



सत्यमेव जयते

Dept. of Animal Husbandry,
Dairying & Fisheries

Estimate of Major Livestock Product

2022-23 and 2023-24

Estimate of Milk Production at All India & Eastern States
(figure in 000 Tns)

State Name	2022-23	2023-24	Y-O-Y	PCA (gram/day)
Bihar	12502.70	12852.99	2.80	277
Jharkhand	2774.09	3025.00	9.04	209
Chhattisgarh	1955.51	2124.03	8.62	192
West Bengal	6969.40	7649.74	9.76	211
Odisha	2476.42	2635.99	6.44	156
All India	230577	239299	3.78	471

Estimate of Egg Production at All India & Eastern States
(figure in Lakhs Nos)

State Name	2022-23	2023-24	Y-O-Y	PCA (Nos./Annum)
Bihar	32743.47	34400.50	5.06	27
Jharkhand	9190.51	10480.00	14.03	27
Chhattisgarh	22101.52	23875.50	8.03	79
West Bengal	137541.42	162394.33	18.07	164
Odisha	34108.18	37229.33	9.15	80
All India	1383763	1427716.029	3.18	103



Estimate of Major Livestock Product

2022-2023 and 2023-24

Estimate of Meat Production at All India & Eastern States (figure in 000 Tns)

State Name	2022-23	2023-24	Y-O-Y	PCA (Kg/Annum)
Bihar	396.29	404.30	2.02	3.19
Jharkhand	83.52	91.06	9.03	2.31
Chhattisgarh	54.55	60.93	11.70	2.02
West Bengal	1165.71	1293.85	10.99	13.06
Odisha	226.87	242.30	6.80	5.24
Eastern Total	1926.94	2092.44	8.59	6.12
All India	9768.64	10252.65	4.95	7.39

Estimate of Wool Production at All India & Eastern States (figure in 000 Kg)

State Name	2022-23	2023-24	Y-O-Y
Bihar	175.26	173.50	-1.00
Jharkhand	236.97	246.50	4.02
Chhattisgarh	78.23	75.29	-3.76
West Bengal	769.27	772.76	0.45
Odisha	0.00	0.00	0.00
Eastern Total	1259.73	1268.05	0.66
All India	33614.48	33688.69	0.22

Status of ISS Field Work (2024-25)

Sl. No.	States	Summer Season (March - June)		Rainy Season (July - October)		Winter (November-February)	
		Complete survey (% Surveyed)	Detailed Enumeration (%surveyed)	Complete survey (%Surveyed)	Detailed Enumeration (%surveyed)	Complete survey (%Surveyed)	Detailed Enumeration (%surveyed)
1	Odisha	Completed					
2	Jharkhand	Completed					
3	West Bengal	Completed					
4	Bihar	Completed					
5	Chhattisgarh	Completed					



सत्यमेव जयते

Dept. of Animal Husbandry,
Dairying & Fisheries

Status of Manpower under ISS (Eastern Zone)

Sl. No.	States	Joint Director		Deputy Director		Assistant Director/ Research Officer	
		<i>Sanctioned</i>	<i>In position</i>	<i>Sanctioned</i>	<i>In position</i>	<i>Sanctioned</i>	<i>In position</i>
1	Odisha	1	1	2 to 4	0	2 to 4	1
2	Jharkhand	1	0	2 to 4	0	2 to 4	0
3	West Bengal	1	0	2 to 4	0	2 to 4	
4	Bihar	1	0	2 to 4	0	2 to 4	0
5	Chhattisgarh	1	0	2 to 4	0	2 to 4	0



Status of Manpower for ISS (Eastern Zone)

Sl. No.	States	Statistical Investigator/ Assistant/ Inspector		Computer/ Data Entry Operator		Field Officer	
		<i>Sanctioned</i>	<i>In position</i>	<i>Sanctioned</i>	<i>In position</i>	<i>Sanctioned</i>	<i>In position</i>
1	Odisha	3 to 6	0	3 to 6	0	2 to 4	0
2	Jharkhand	3 to 6	0	3 to 6	0	2 to 4	0
3	West Bengal	3 to 6	0	3 to 6	0	2 to 4	0
4	Bihar	3 to 6	0	3 to 6	0	2 to 4	0
5	Chhattisgarh	3 to 6	0	3 to 6	0	2 to 4	0



Status of Manpower under ISS (Eastern Zone)

Sl. No.	States	Enumerator			Supervisor/Inspector (one on every 6 to 8 enumerators)	
		<i>Sanctioned</i>	<i>In position</i>	<i>Vacant</i>	<i>Sanctioned</i>	<i>In position</i>
1	Odisha	68	41	27	9	0
2	Jharkhand	54	0	54	8	0
3	West Bengal	52	0	52	7	0
4	Bihar	87	0	87	13	0
5	Chhattisgarh	75	1	74	11	4

Funds allocation/release during FY 2024-25 for Livestock Census

Sl. No	States	Livestock Census(Rs. In Lakh)				
		Fund Allocated	Fund concurred	SNA MODULE	SNA SPARSH MODULE	
				Fund released	Mother sanctioned issued	Expenditure against mother sanction
1	Odisha	80.00	80.00	--	80.00	80.00
2	Jharkhand	30.00	30.00	--	30.00	0.00
3	West Bengal	100.00	100.00	--	100.00	60.00
4	Bihar	70.00	70.00	--	70.00	70.00
5	Chhattisgarh	27.00	27.00	--	27.00	25.04



Funds allocation/release during the FY 2024-25 for ISS

Sl. No	States	Integrated Sample Survey (Rs. In Lakh)				
		<i>Fund Allocated</i>	<i>Fund concurred</i>	<i>SNA MODULE</i>	<i>SNA SPARSH MODULE</i>	
				<i>Fund released</i>	<i>Mother sanctioned issued</i>	<i>Expenditure against mother sanction</i>
1	Odisha	200	200	0.00	200	200
2	Jharkhand	0.00	0.00	0.00	0.00	0.00
3	West Bengal	20.00	20.00	0.00	20.00	0.00
4	Bihar	0.00	0.00	0.00	--	--
5	Chhattisgarh	27.00	24.00	24.00	--	--



सत्यमेव जयते

Dept. of Animal Husbandry,
Dairying & Fisheries

Status of Annual Action Plan 2025-26

Rs. In Lakhs

Sl.No	State/UTs	State Estimation			AHS Division Estimation		
		LC	ISS	Total	LC	ISS	Total
1	Odisha	19,12.69	2,87.28	21,99.97	8,00.00	3,00.00	11,00.00
2	Jharkhand	11,86.06	55.38	12,41.44	4,00.00	10.00	4,10.00
3	West Bengal	29,90.97	49.23	30,40.20	8,00.00	30.00	8,30.00
4	Bihar	63,26.30	3,12.73	66,39.03	20,00.00	50.00	20,50.00
5	Chhattisgarh	10,07.90	74.50	10,82.40	5,00.00	40.00	5,40.00

Thank you