



सत्यमेव जयते

Dept. of Animal Husbandry,
Dairying & Fisheries

Review Meeting of Western Zone States, Himachal Pradesh & Chandigarh

on

02.04.2025



Dept. of Animal Husbandry,
Dairying & Fisheries

AGENDA -I: LIVESTOCK CENSUS



Status of 21st Livestock Census

- 21st Livestock Census has been Launched on 25th October, 2024 at New Delhi. All the States/UTs are supposed to complete census operation by the end of 15th April, 2025.
- It is massive door to door exercise reaching about 6.6 lakh villages and about 1 lakh urban wards (total 7.6 lakh units) expecting enumeration of little more than 29 crore households.
- Out of these, enumeration of about 28.53 crore households have completed so far.
- It includes completion of 4.42 lakh villages and urban wards and in progress of 2.72 lakh villages and wards.
- Captured enumeration of 40.81 crore livestock and 103.12 crore poultry birds so far as against 53.68 crore livestock and 85.18 crore poultry birds of 20th Livestock Census.
- Five States/UTs namely Arunachal Pradesh, Manipur, West Bengal, Lakshadweep & Dadra Nagar Haveli and Daman & Diu have completed their Census enumeration.



सत्यमेव जयते

Dept. of Animal Husbandry,
Dairying & Fisheries

Manpower for 21st Livestock Census

Sl. No.	States	District Nodal Officer	Supervisor	Enumerator
		<i>Approved Manpower</i>		
1	Gujarat	33	688	4,429
2	Goa	2	21	107
3	Daman & Diu, and DNH	3	18	90
4	Himachal Pradesh	12	152	759
5	Madhya Pradesh	55	970	5,557
6	Maharashtra	36	1,258	8,075
7	Chandigarh	1	7	69



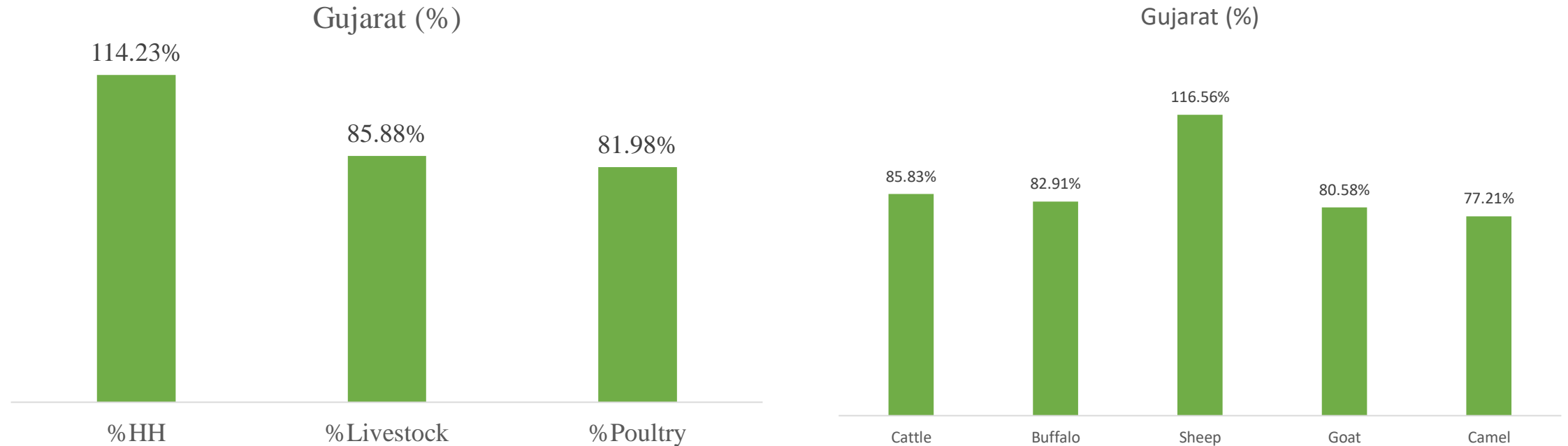
PROGRESS OF LIVESTOCK CENSUS WORK

Sl. No.	States	No. of Districts	Total Census Units (Villages + Wards)	Not Started Units (Villages + Wards)	Work in Progress Units (Villages + Wards)	Completed Units (Villages + Wards)
1	Gujarat	33	20,302	17 (0.08)	6,923 (34.10)	13,362 (65.82)
2	Maharashtra	36	51,786	10 (0.06)	1948 (3.76)	49,810 (96.18)
3	Goa	2	657	32 (4.87)	292 (44.45)	333 (50.68)
4	Daman and Diu & Dadra & Nagar Haveli	3	144	0	0	144 (100)
5	Madhya Pradesh	55	63,312	2,339 (3.70)	53,728 (84.86)	7,245 (11.44)
6	Himachal Pradesh	12	21,546	0	1,567 (7.27)	19,979 (92.73)
7	Chandigarh	1	35	0	2	33 (94.29%)
	All India	785	7,60,628	46,450 (6.11)	2,70,875 (35.61)	4,43,303 (58.28)

❖ *Daman and Diu & Dadra & Nagar Haveli has completed its LC. Except MP, census work in all the States are on track.*

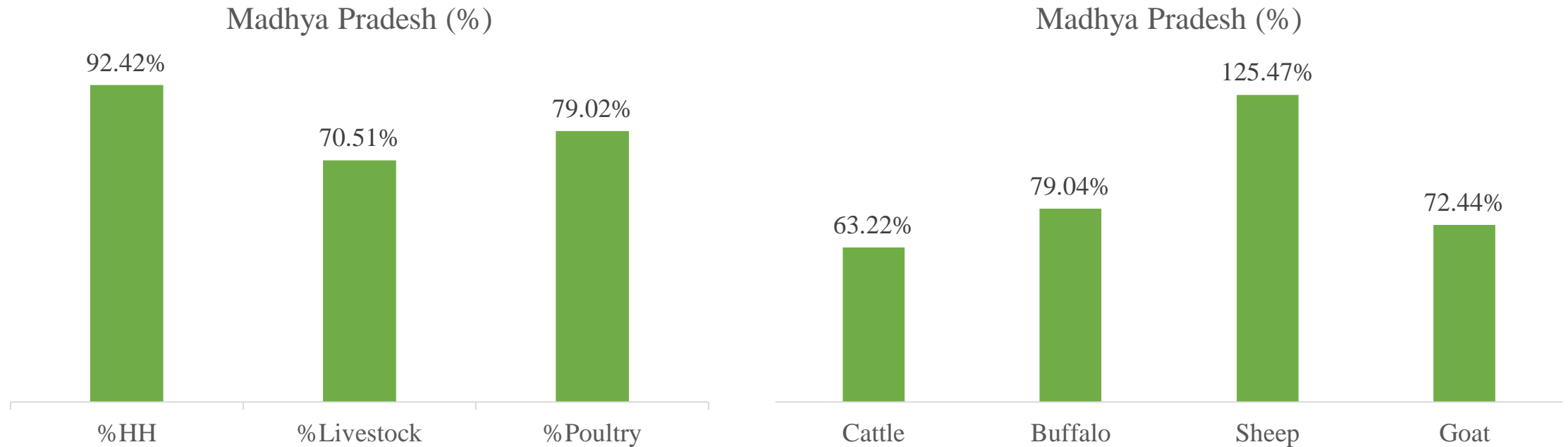
❖ *Though work in progress is quite high i.e. 84.86% in MP, in terms of completion it is slow as compared to all India. They have also 2339 units to start field work*

Gujarat Progress (20th LC vs. 21st LC)



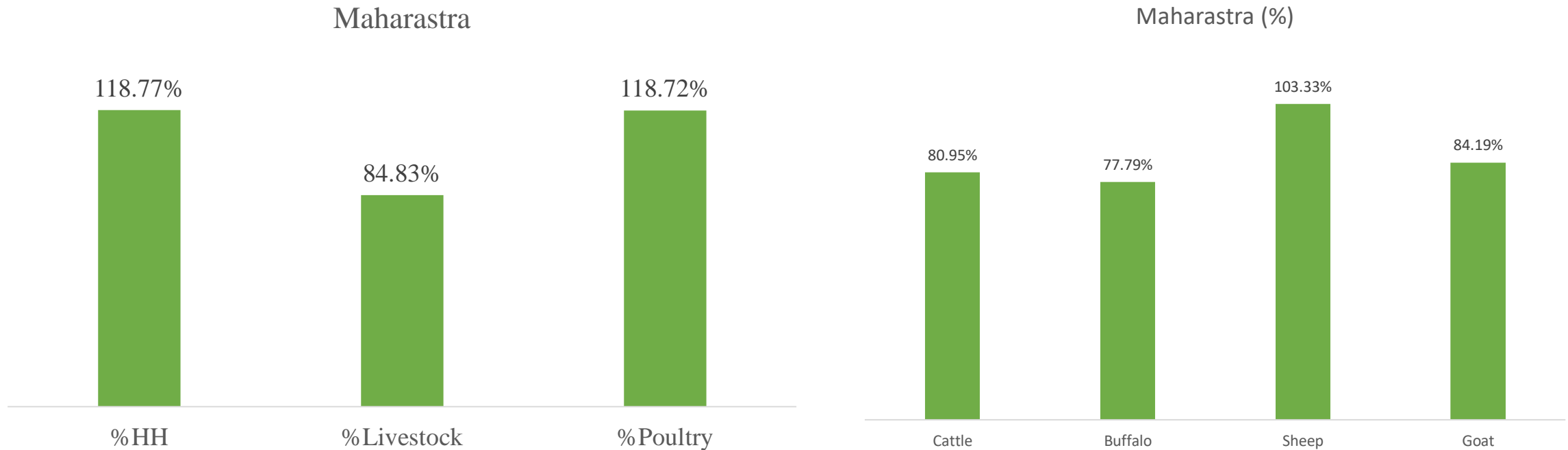
- ❖ *Progress – Good (out of 13546 units, completed in 13,546 units, in progress in 6,738 units and in 13 units work yet to be started.*
- ❖ *Cattle population realized so far is 82.66 lakh as against 96.34 lakh in last census. Similarly for buffalo is 87.39 lakh as against 1.05 crore in last census.*
- ❖ *Camel population is also low and it is 21,324 as against 27,620 in last census. Sheep rearing is good.*
- ❖ *Poultry count is also reducing to 81.89% mainly because of fowl population and others like emu, geese, gini fowl and ostrich.*

Madhya Pradesh Progress (20th LC vs. 21st LC)



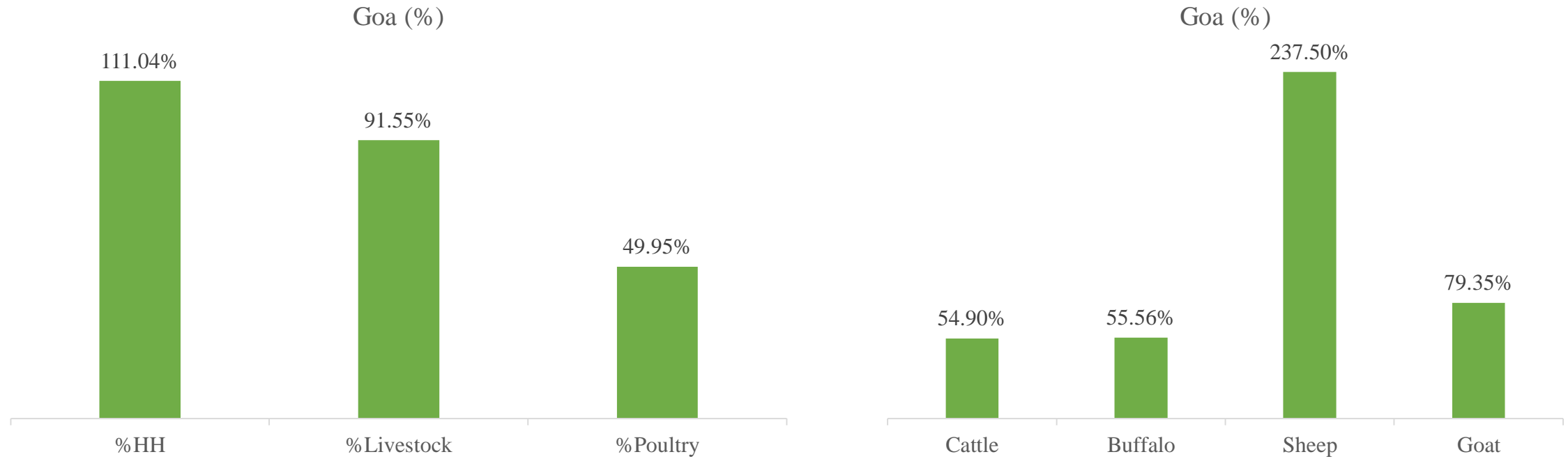
- ❖ *Progress – Need attention. Completed only 11.46% villages of total villages 63,312.*
- ❖ *Livestock count including cattle & buffalo decreased significantly.*
- ❖ *Cattle is 1.18 crore so far as against 1.88 crore in last census. Similarly, buffalo is about 81.45 lakh as against 1.03 crore in last census.*
- ❖ *Sheep population is increasing significantly.*

Maharashtra Progress (20th LC vs. 21st LC)



- ❖ *Progress – Good. Completed about 96% villages.*
- ❖ *Livestock realization is less in comparison to last census. Cattle population is 1.13 crore as against 1.39 crore of last census. Similarly buffalo population reduced to 43.59 lakh as against 56.04 lakh of last census.*
- ❖ *Sheep & Poultry rearing are good.*

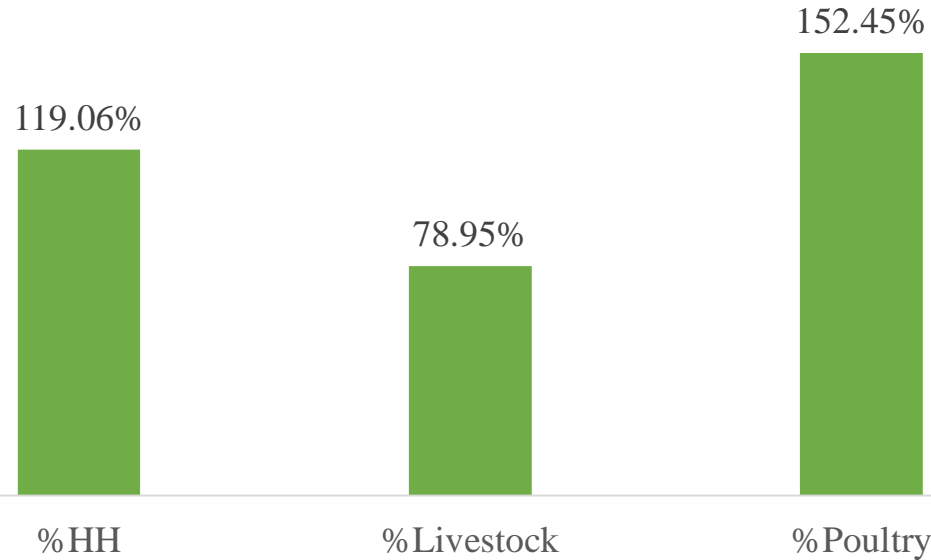
Goa Progress (20th LC vs. 21st LC)



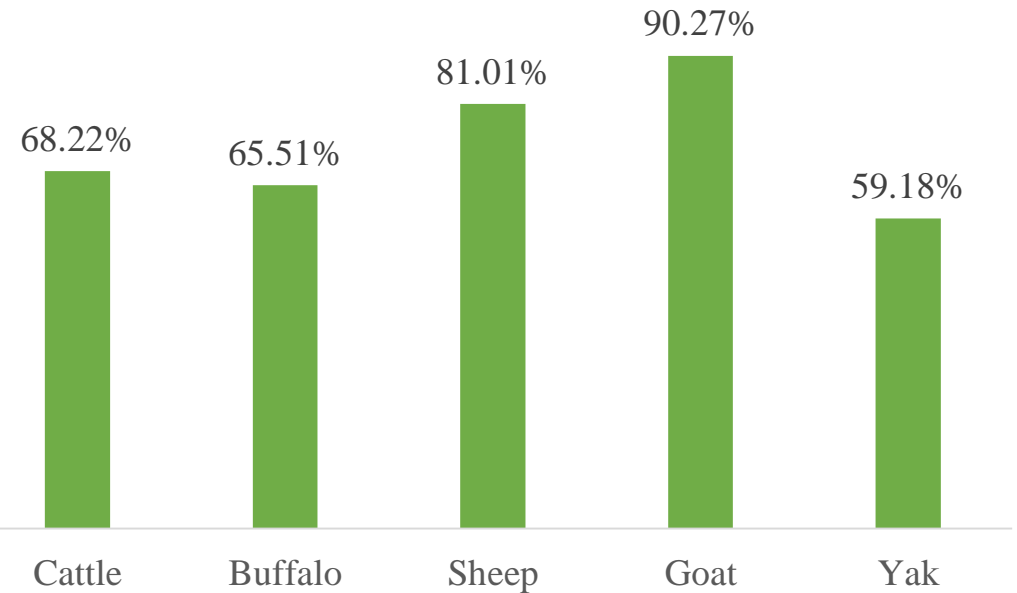
- ❖ *Progress – Slightly slow. Completion is 51% (Completed 333 villages against total of 657 villages). 111 enumerator are working the census work.*
- ❖ *Cattle and buffalo population are almost half of the last census*
- ❖ *Sheep rearing is good in Goa.*
- ❖ *Poultry count is significantly low 1.74 lakh as against 3.50 lakh of last census.*

Himachal Pradesh Progress (20th LC vs. 21st LC)

Himachal Pradesh (%)



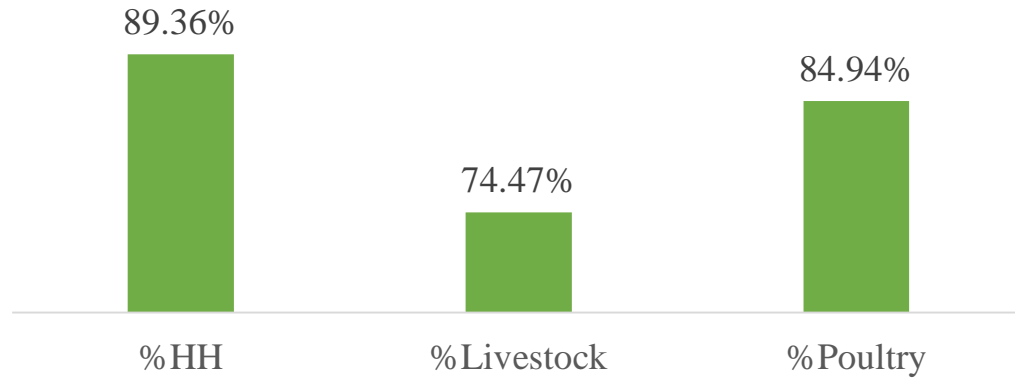
Himachal Pradesh (%)



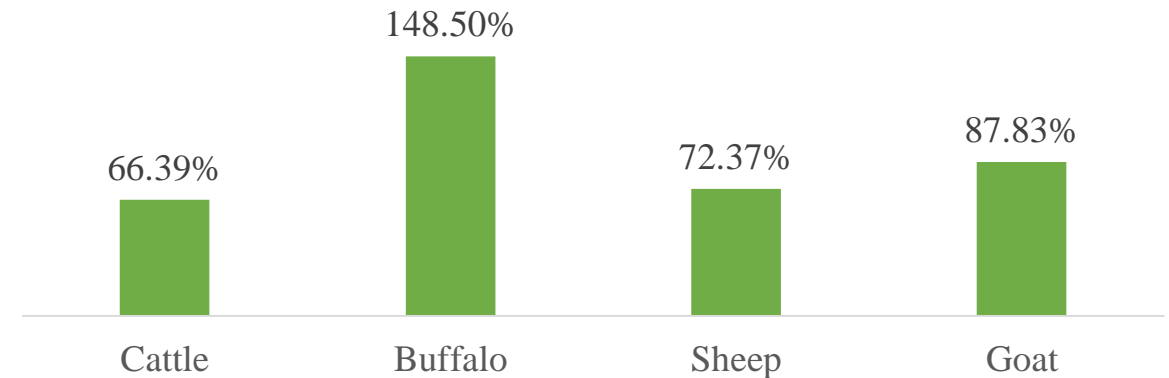
- ❖ *Progress – Good (1553 villages left out of 21,546 villages/wards, where work is in progress)*
- ❖ *Cattle population decreasing to 12.47 lakh from 18.28 lakh of last census. Similarly buffalo is decreased to 4.23 lakh from 6.47 lakh in last census. About 800 yak population is decreased in current census.*
- ❖ *Goat and Sheep rearing is not so bad.*
- ❖ *Poultry count is increased.*

The Dadra And Nagar Haveli And Daman And Diu (20th LC vs. 21st LC)

The Dadra And Nagar Haveli And Daman And Diu(%)

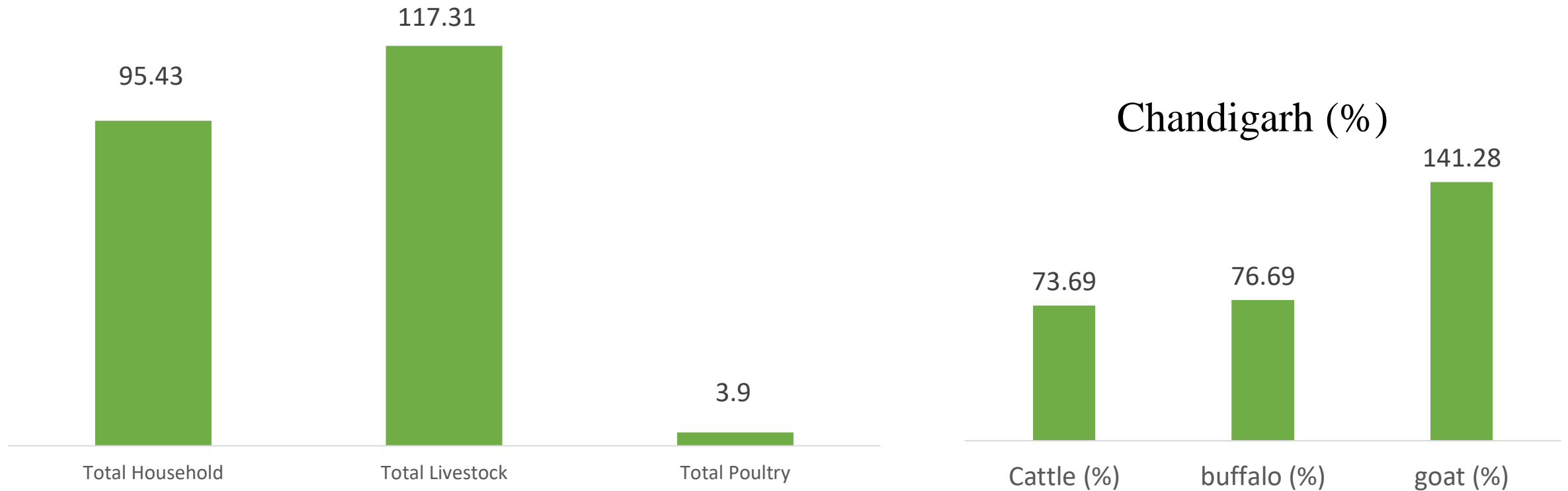


The Dadra And Nagar Haveli And Daman And Diu(%)



- ❖ *Progress – completed.*
- ❖ *HHs count is decreased by 11 percent (from 1.63 lakh to 1.46 lakh).*
- ❖ *Cattle and goat population decreased.*
- ❖ *Buffalo count has a significant increase increased.*
- ❖ *Poultry count is also decreased mainly because of duck and fowl..*

Chandigarh Progress (20th LC vs. 21st LC)



- ❖ *Progress – Enumeration completed except two villages (HH realization has reduced from 2,73,103 to 2,60,632).*
- ❖ *Livestock Population in comparison to previous census is increased. However, Cattle and Buffalo Population have decreased.*
- ❖ *Poultry count has reduced drastically (only 1910 as against 48,883 of last census)*
- ❖ *Goat rearing increased (increased from 998 nos. to 1410 nos.)*



Important Issues related to Census Exercise

- ❖ GPS coordinates information indicates that in some cases the coordinates are static and for some cases beyond the boundary of enumerated villages/wards.
- ❖ Sharp decline in cattle and buffalo population. This is to be supervised & scrutinized thoroughly.
- ❖ Calf recording is not found proportionate to the in milk animals.
- ❖ Significant number of rural villages shows no animals.
- ❖ Bulk request for reverting villages and urban wards due to various reasons indicates that data are not properly scrutinized at supervisor and DNO levels.
- ❖ States/UTs are to complete the census exercise latest by 15th April, 2025.



Dept. of Animal Husbandry,
Dairying & Fisheries

Agenda-II: Progress of Integrated Sample Survey



सत्यमेव जयते

Dept. of Animal Husbandry,
Dairying & Fisheries

Estimate of Major Livestock Product

2022-23 and 2023-24

Estimate of Milk Production at All India & Western States (figure in 000 Tns)

State Name	2022-23	2023-24	Y-O-Y	PCA (gram/day)
Gujarat	17,280.57	18,311.80	5.97	700
Goa	64.18	63.66	-0.81	110
Daman & Diu and DNH	1.80	1.82	1.11	4
Himachal Pradesh	1,617.41	1,748.96	8.13	640
Madhya Pradesh	20,122.43	21,326.38	5.98	673
Maharashtra	15,041.86	16,045.41	6.67	347
Chandigarh	56.19	58.87	4.77	131
All India	2,30,577.00	2,39,299.00	3.78	471

Estimate of Egg Production at All India & Western States (figure in Lakhs Nos)

State Name	2022-23	2023-24	Y-O-Y	PCA (Nos./Ann um)
Gujarat	18,789.54	18,929.57	0.75	26
Goa	423.70	429.35	1.33	27
Daman & Diu and DNH	8.96	9.05	1.00	1
Himachal Pradesh	914.06	857.55	-6.18	11
Madhya Pradesh	31,850.38	34,918.50	9.63	40
Maharashtra	73,843.89	77,938.20	5.54	62
Chandigarh	46.46	23.66	-49.07	2
All India	13,83,762.78	14,27,716.03	3.18	103



सत्यमेव जयते

Dept. of Animal Husbandry,
Dairying & Fisheries

Estimate of Major Livestock Product

2022-2023 and 2023-24

Estimate of Meat Production at All India & Western States (figure in 000 Tns)

State Name	2022-23	2023-24	Y-O-Y	PCA (Kg/Annum)
Gujarat	34.99	37.45	7.03	0.52
Goa	7.29	7.80	7.00	4.95
Daman & Diu and DNH	0.05	0.06	10.00	0.04
Himachal Pradesh	5.43	5.54	2.03	0.74
Madhya Pradesh	138.95	152.25	9.57	1.76
Maharashtra	1,123.85	1,156.98	2.95	9.15
Chandigarh	0.60	0.65	8.33	0.53
All India	9,768.64	10,252.65	4.95	7.39

Estimate of Wool Production at All India & Western States (figure in 000 Kg)

State Name	2022-23	2023-24	Y-O-Y
Gujarat	2,018.94	2083.50	3.20
Goa	--	--	--
Daman & Diu	--	--	--
Himachal Pradesh	1,434.90	1,422.69	-0.85
Madhya Pradesh	425.61	340.87	-19.91
Maharashtra	1,591.63	1,601.28	0.61
Chandigarh	--	--	--
All India	33,614.48	33,688.69	0.22



Status of ISS Field Work (2024-25)

Sl. No.	States	Summer Season (March - June)		Rainy Season (July - October)		Winter (November-February)	
		<i>Complete survey (% Surveyed)</i>	<i>Detailed Enumeration (%surveyed)</i>	<i>Complete survey (%Surveyed)</i>	<i>Detailed Enumeration (%surveyed)</i>	<i>Complete survey (%Surveyed)</i>	<i>Detailed Enumeration (%surveyed)</i>
1	Gujarat	Completed					
2	Goa	Completed					
3	Daman & Diu, and DNH	Completed					
4	Himachal Pradesh	Completed					
5	Madhya Pradesh	99.71%	99.02%	99.89%	99.80%	98.07%	94.51%
6	Maharashtra	97.98%	92.86%	100%	96.86%	98.83%	93.14%
7	Chandigarh	Completed					



सत्यमेव जयते

Dept. of Animal Husbandry,
Dairying & Fisheries

Status of Manpower under ISS (Western Zone)

Sl. No.	States	Joint Director		Deputy Director		Assistant Director/ Research Officer	
		<i>Sanctioned</i>	<i>In position</i>	<i>Sanctioned</i>	<i>In position</i>	<i>Sanctioned</i>	<i>In position</i>
1	Gujarat	1	0	2 to 4	0	2 to 4	1
2	Goa	0	0	1	0	1	1
3	Daman & Diu, and DNH	0	0	1	0	1	0
4	Himachal Pradesh	1	0	3 to 6	0	2 to 4	0
5	Madhya Pradesh	1	0	2 to 4	0	2 to 4	1
6	Maharashtra	1	0	2 to 4	0	2 to 4	0
7	Chandigarh	-	-	1	0	1	0



सत्यमेव जयते

Status of Manpower for ISS (Western Zone)

Sl. No.	States	Statistical Investigator/ Assistant/ Inspector		Computer/ Data Entry Operator		Field Officer	
		<i>Sanctioned</i>	<i>In position</i>	<i>Sanctioned</i>	<i>In position</i>	<i>Sanctioned</i>	<i>In position</i>
1	Gujarat	3 to 6	0	3 to 6	0	2 to 4	0
2	Goa	2	2	2	0	1	0
3	Daman & Diu, and DNH	2	0	2	1	1	0
4	Himachal Pradesh	3 to 6	0	3 to 6	2	2 to 4	0
5	Madhya Pradesh	3 to 6	0	3 to 6	2	2 to 4	0
6	Maharashtra	3 to 6	4	3 to 6	1	2 to 4	0
7	Chandigarh	2	1	2	1	1	1



सत्यमेव जयते

Dept. of Animal Husbandry,
Dairying & Fisheries

Status of Manpower under ISS (Western Zone)

Sl. No.	States	Enumerator			Supervisor/Inspector (one on every 6 to 8 enumerators)	
		<i>Sanctioned</i>	<i>In position</i>	<i>Vacant</i>	<i>Sanctioned</i>	<i>In position</i>
1	Gujarat	75	7	68	11	1
2	Goa	04	4	0	1	0
3	Daman & Diu, and DNH	07	0	07	1	0
4	Himachal Pradesh	27	13	14	4	3
5	Madhya Pradesh	76	67	9	11	7
6	Maharashtra	82	8	74	12	5
7	Chandigarh	2	0	2	1	0



Issues related to ISS, if any

- Timely completion of ISS data collection is utmost required to analyse and release the season wise ISS data on time. National Accounts Division of MoSPI requires these data for their quarterly release of GVA data.
- In order to maintain data quality data collected at enumerator level necessarily be scrutinized at supervisory level.
- Pending units of survey 2024-25 may be completed on priority.
- Post allotted to the States/UTs to be filled urgently. Otherwise, these posts may be in question in next EFC which is due in FY 2025-26.
- First quarter of Survey 2025-26 has been started and need to be completed by 30th June, 2025



सत्यमेव जयते

Dept. of Animal Husbandry,
Dairying & Fisheries

Funds allocation/release during FY 2024-25 for Livestock Census

Sl. No	States	Livestock Census(Rs. In Lakh)				
		Fund Allocated	Fund concurred	SNA MODULE	SNA SPARSH MODULE	
				Fund released	Mother sanctioned issued	Expenditure against mother sanction
1	Gujarat	60.00	60.00	60.00	--	--
2	Goa	5.00	2.50	--	2.50	0.00
3	Daman & Diu, and DNH	8.00	8.00	8.00	NA	NA
4	Himachal Pradesh	43.24	43.24	43.24	--	--
5	Madhya Pradesh	100.00	100.00	50.00	50.00	41.93
6	Maharashtra	100.00	100.00	50.00	50.00	49.67
7	Chandigarh	6.00	0.00	0.00	NA	NA



सत्यमेव जयते

Dept. of Animal Husbandry,
Dairying & Fisheries

Funds allocation/release during the FY 2024-25 for ISS

Sl. No	States	Integrated Sample Survey (Rs. In Lakh)				
		<i>Fund Allocated</i>	<i>Fund concurred</i>	<i>SNA MODULE</i>	<i>SNA SPARSH MODULE</i>	
				<i>Fund released</i>	<i>Mother sanctioned issued</i>	<i>Expenditure against mother sanction</i>
1	Gujarat	35.00	35.00	27.00	8.00	6.00
2	Goa	22.00	11.00	0.00	11.00	0.00
3	Daman & Diu, and DNH	16.00	11.00	11.00	NA	NA
4	Himachal Pradesh	76.76	72.00	72.00	--	--
5	Madhya Pradesh	160.00	160.00	80.00	80.00	0.00
6	Maharashtra	235.00	125.63	56.25	69.38	69.38
7	Chandigarh	21.00	21.00	20.50	NA	NA



सत्यमेव जयते

Dept. of Animal Husbandry,
Dairying & Fisheries

Status of Annual Action Plan 2025-26

Rs. In Lakhs

Sl.No	State/UTs	State Estimation			AHS Division Estimation		
		LC	ISS	Total	LC	ISS	Total
1	Gujarat	21,33.07	1,30.00	22,63.07	8,00.00	50.00	8,50.00
2	Goa	70.00	43.00	1,13.00	40.00	35.00	75.00
3	Daman & Diu, and DNH	--	--	--	20.00	28.00	48.00
4	Himachal Pradesh	3,12.90	87.50	400.40	2,40.00	1,20.00	3,60.00
5	Madhya Pradesh	26,30.49	3,02.53	29,33.02	9,00.00	3,00.00	12,00.00
6	Maharashtra	37,85.06	3,45.00	41,30.06	13,00.00	3,60.00	16,60.00
7	Chandigarh	31.82	36.50	68.32	24.00	35.00	59.00

Thank you