



सत्यमेव जयते

Dept. of Animal Husbandry,
Dairying & Fisheries

Review Meeting of Southern States

on
12.03.2025



Agenda I: Livestock Census

Status of 21st Livestock Census

- 21st Livestock Census has been Launched on 25th October, 2024 at New Delhi. All the States/UTs have supposed to complete census operation by the end of February, 2025.
- The data collection work for 21st Livestock Census has been extended to 31st March 2025.



सत्यमेव जयते

Dept. of Animal Husbandry,

Manpower for 21st Livestock Census

Sl. No.	States	District Nodal Officer	Supervisor	Enumerator
		<i>Approved Manpower</i>		
1	Andhra Pradesh	26	667	3336
2	Karnataka	31	693	3406
3	Kerala	14	352	2364
4	Tamil Nadu	38	991	4953
5	Telangana	33	467	2336
6	Andaman & Nicobar	3	8	42
7	Puducherry	4	13	99
8	Lakshadweep	1	2	8
9	Meghalaya	12	56	280



PROGRESS OF LIVESTOCK CENSUS WORK IN SZ

Dept. of Animal Husbandry

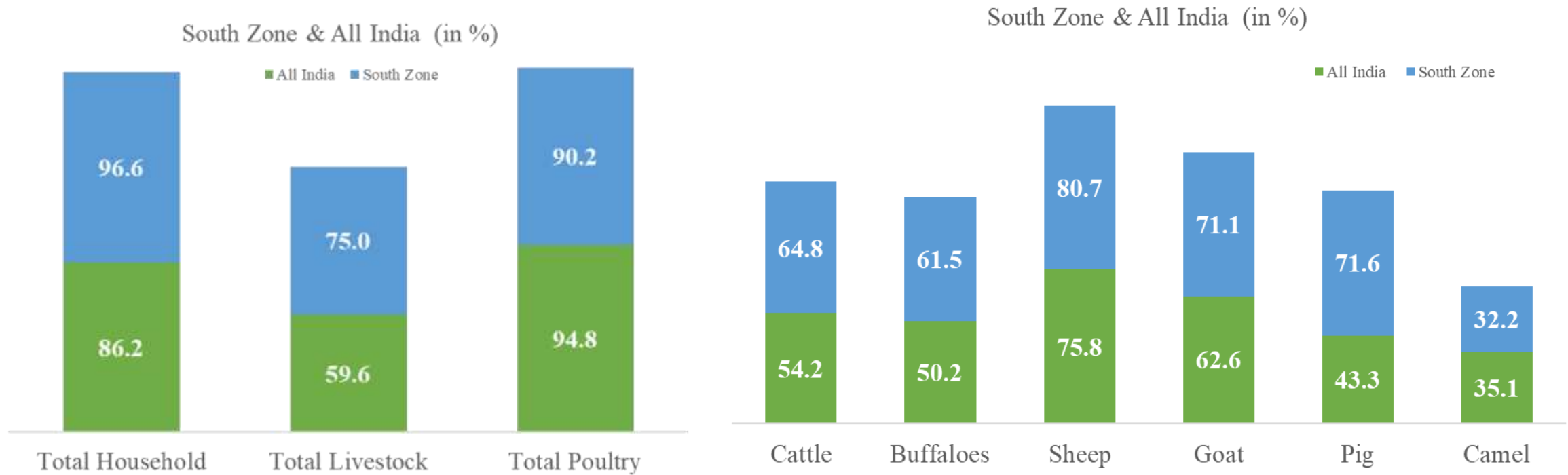
Sl. No.	States	No. of Districts	No. of Villages	No. of Urban Wards	Total Villages + Wards	Not Started	Work in Progress	Complete
1	A & N Islands	3	559	24	583	31 (5.32)	99 (16.98)	453 (77.7)
2	Andhra Pradesh	26	17,551	3,867	21,418	82 (0.38)	21,092 (98.48)	244 (1.14)
3	Karnataka	31	29,249	7,174	36,423	1670 (4.59)	8,959 (24.6)	25,790 (70.81)
4	Kerala	14	15,962	3,527	19,489	2188 (11.23)	12,602 (64.66)	4,694 (24.09)
5	Lakshadweep	1	27	0	27	16 (59.26)	4 (14.81)	7 (25.93)
6	Puducherry	4	115	116	231	1 (0.004)	230 (99.57)	0
7	Tamil Nadu	38	17,980	12,820	30,800	2,888 (9.38)	27,783 (90.2)	123 (0.4)
8	Telangana	33	10,360	3,623	13,983	415 (2.97)	9,678 (69.21)	3,888 (27.81)
9	Meghalaya	12	6,988	149	7,137	3,826 (53.61)	2,245 (31.46)	1,062 (14.88)
10	West Bengal (Leading State)	23	40,920	3,017	43,937	0	239 (0.54)	43,698 (99.46)
	Total	785	6,64,336	96,994	7,61,330	1,30,187 (17.01)	3,36,382 (44.18)	2,94,615 (38.70)

❖ Progress is on track except for Meghalaya, Lakshadweep

❖ Work is expected to get complete by 31st March, 2025, West Bengal is Leading State (99.46 % complete)

South Zone Progress

(Last Census vs Current)

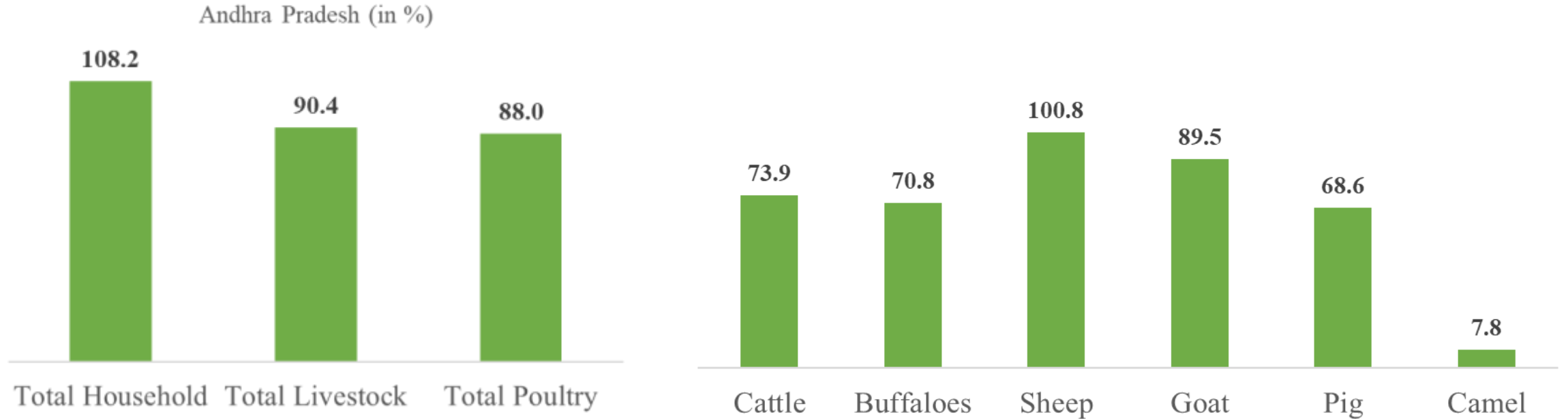


- ❖ Progress- Very Good
- ❖ Poultry, Sheep & Goat population Increased
- ❖ Sheep & Goat meat is being preferred, Price of Meat 900 to 1000 Rs / Kg
- ❖ Livestock Population Decline (Cattle & Buffaloes)



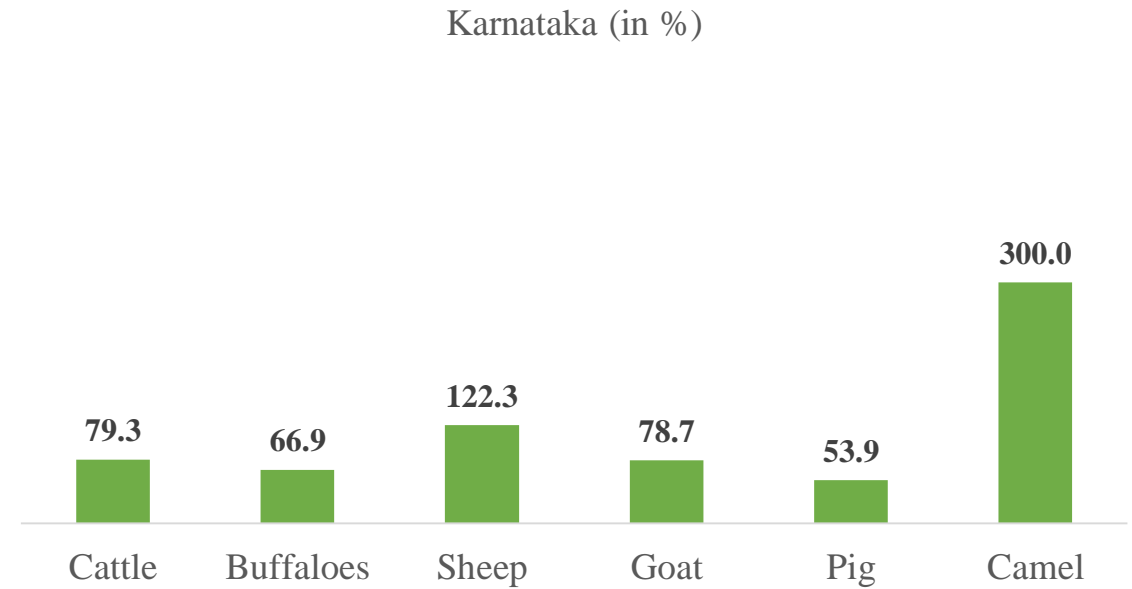
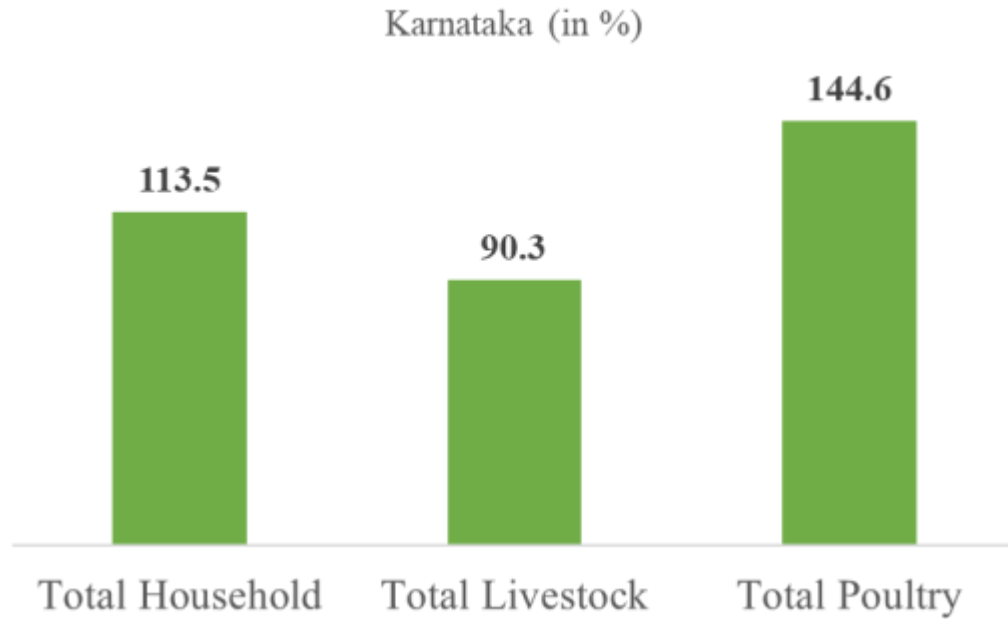
Andhra Pradesh Progress

Andhra Pradesh (in %)



- ❖ Progress is Very good
- ❖ Cattle and Buffaloes population decline
- ❖ Sheep and Goat population increase

Karnataka Progress



- ❖ Decline population of Cattle and Buffaloes
- ❖ Increased population of Sheep



सत्यमेव जयते

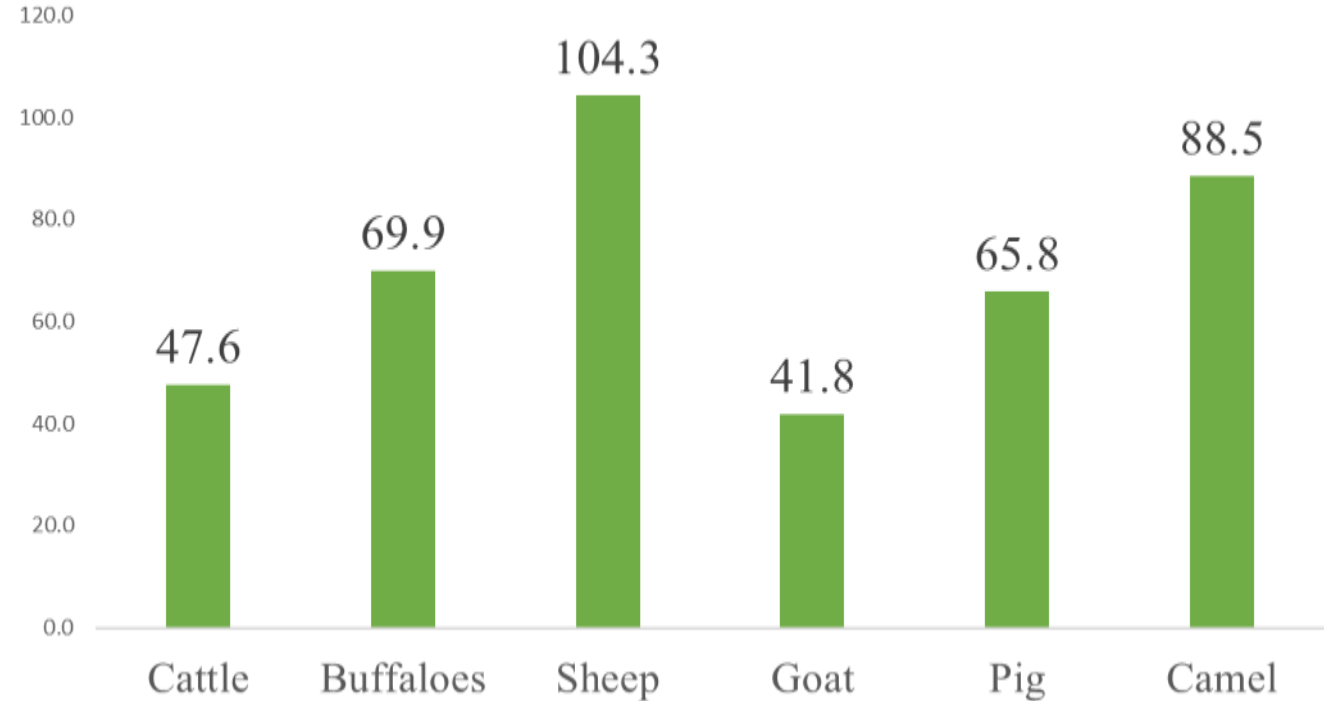
Dept. of Animal Husbandry,
Dairying & Fisheries

Kerala Progress

Kerala (in %)

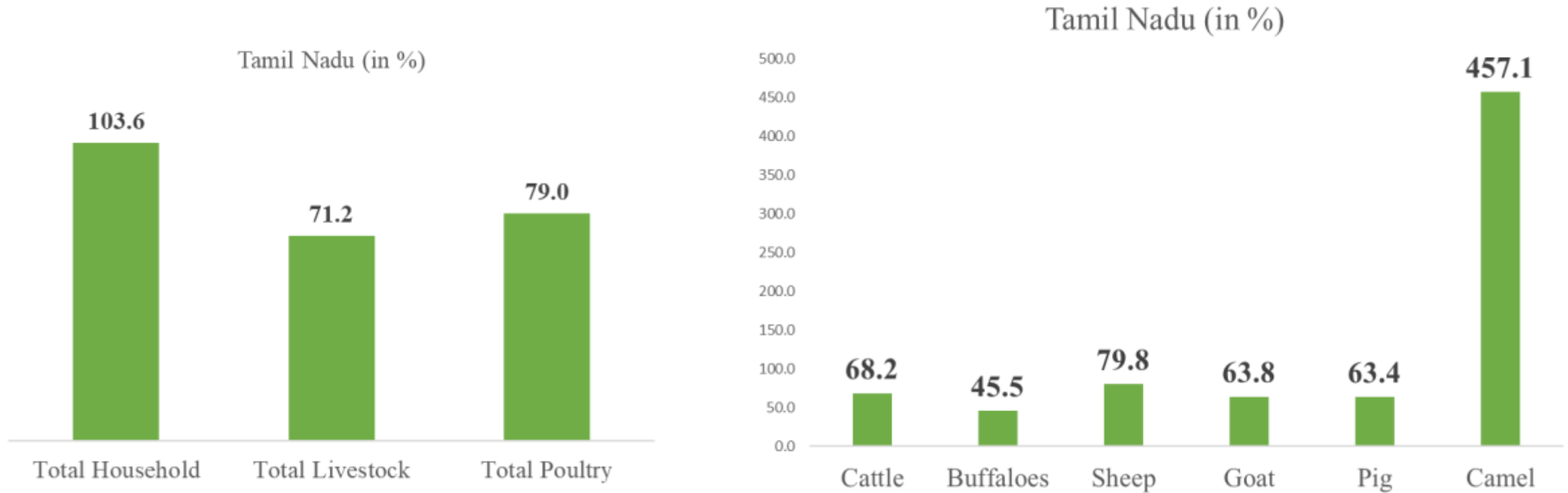


Kerala (in %)



- ❖ Progress- Very Good
- ❖ Poultry - Avian Influenza Out break
- ❖ Decline population of Cattle & Buffaloes – FMD, LSD and other Disease outbreak

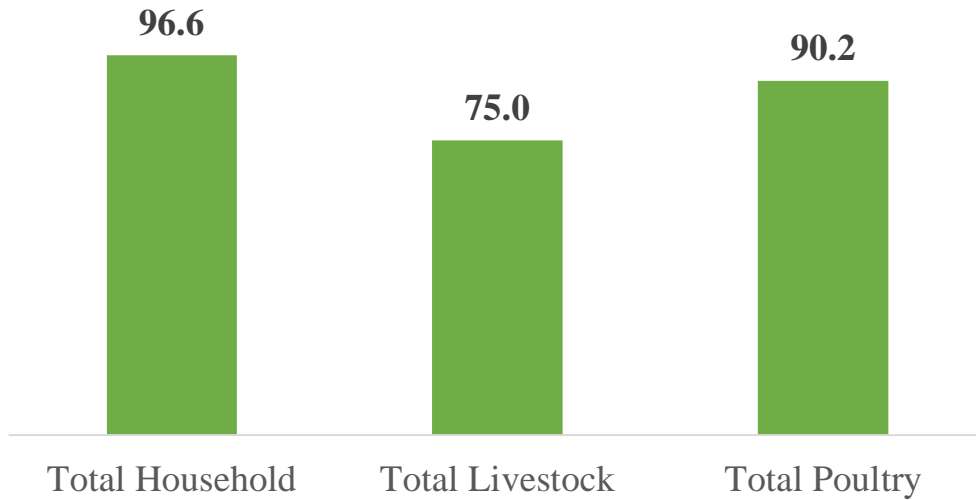
Tamil Nadu Progress



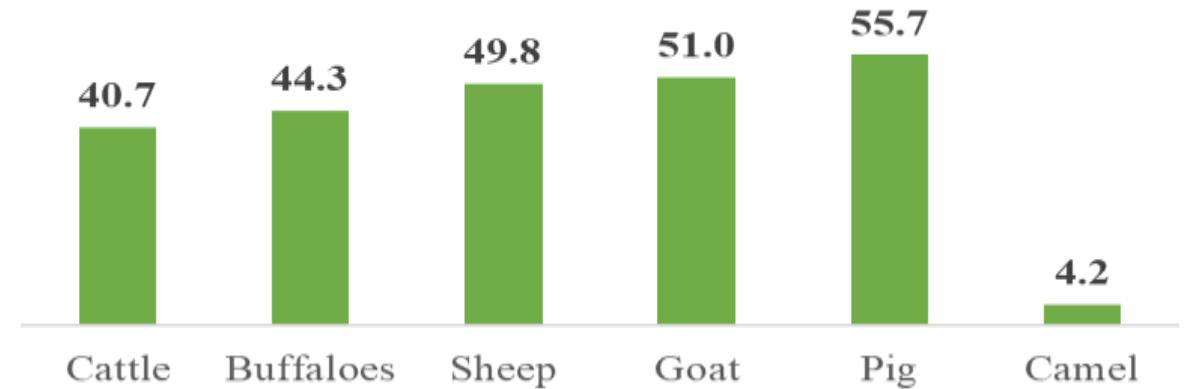
- ❖ Progress- Very Good
- ❖ Decline Population of Cattle, Buffaloes, Sheep & Goat- FMD, LSD outbreak severely last two years
- ❖ LSD- Morbidity rate up 60 % and Mortality 3 to 5 %
- ❖ FMD- Morbidity rate up 50 to 60 % and Mortality 2 %
- ❖ Increased the population of Poultry

Telangana Progress

Telangana (in %)



Telangana (in %)

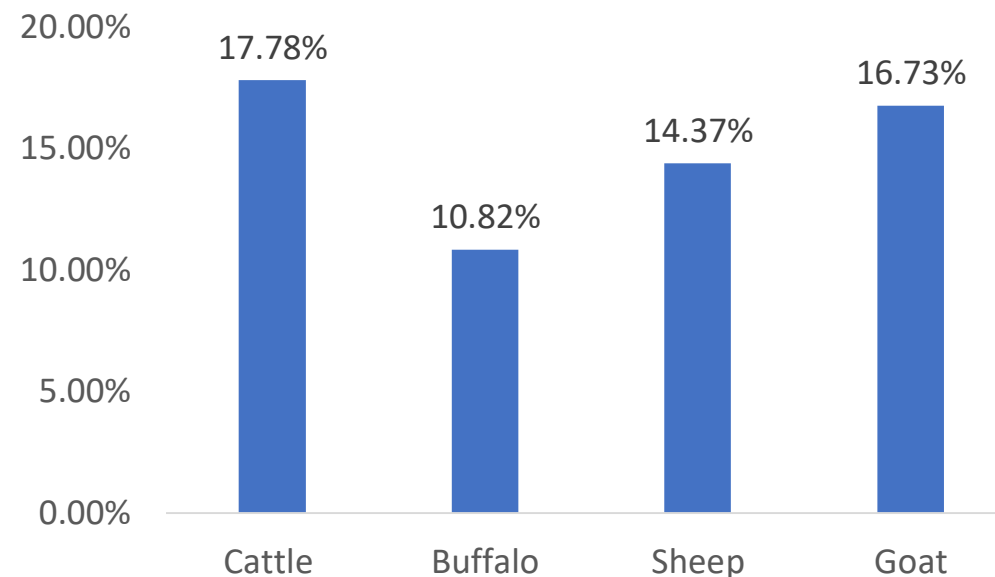
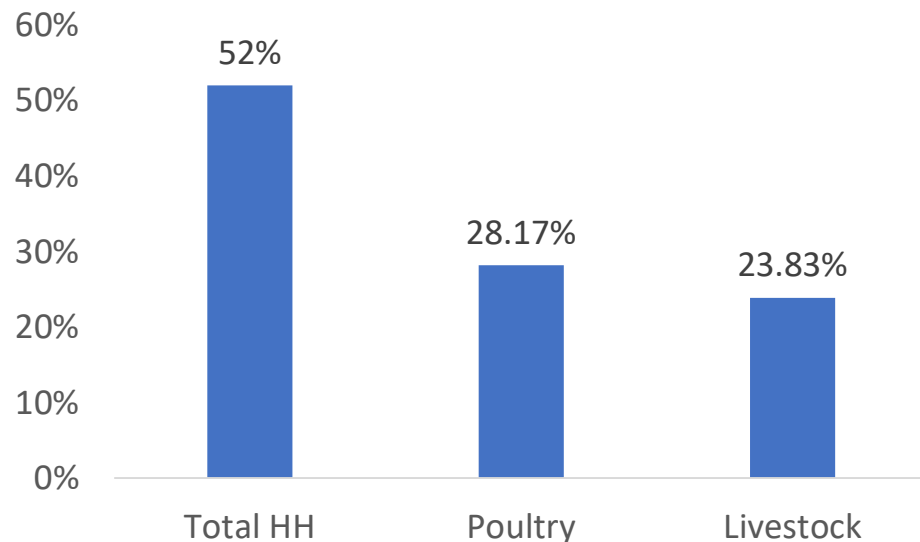


- ❖ Progress- Very Good
- ❖ Poultry population is good
- ❖ Sheep & Goat rearing increased



Dept. of Animal Husbandry,
Dairying & Fisheries

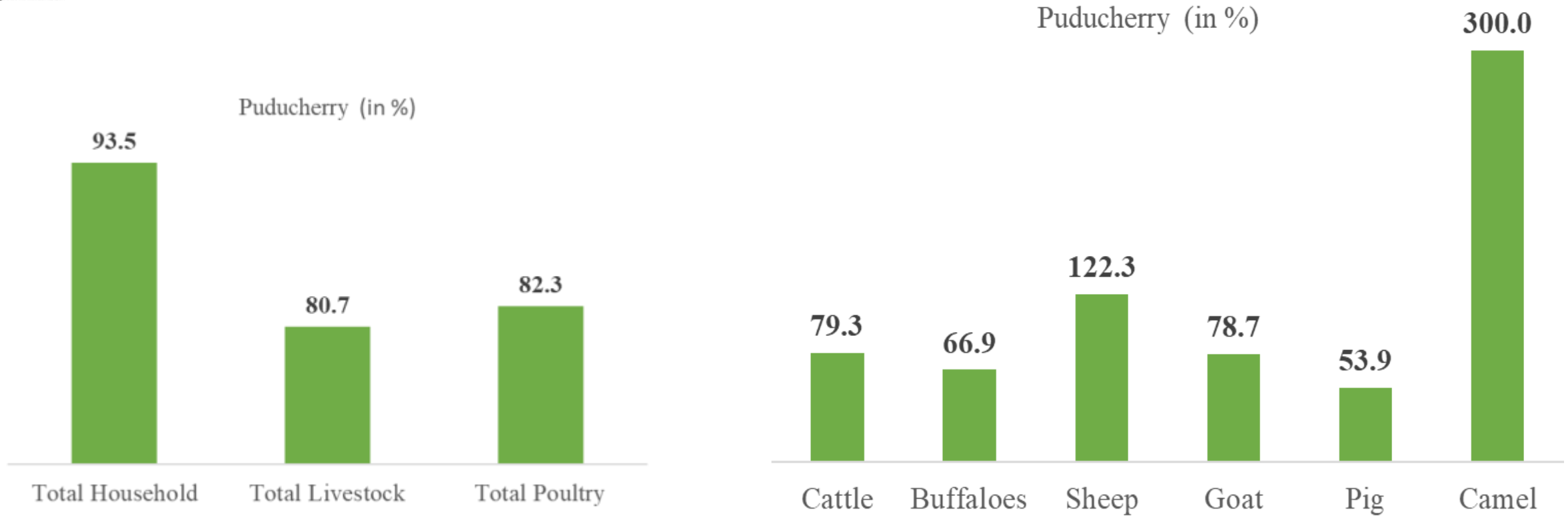
Meghalaya Progress



❖ Progress: Critical

- ❖ Cattle population decreased
- ❖ Poultry have also decreased
- ❖ Outbreak - LSD, FMD
- ❖ Pig farming decreased due to migration and less interest and swine fever
- ❖ Changing of lifestyle, young generation less interested in livestock rearing activities

Puducherry Progress



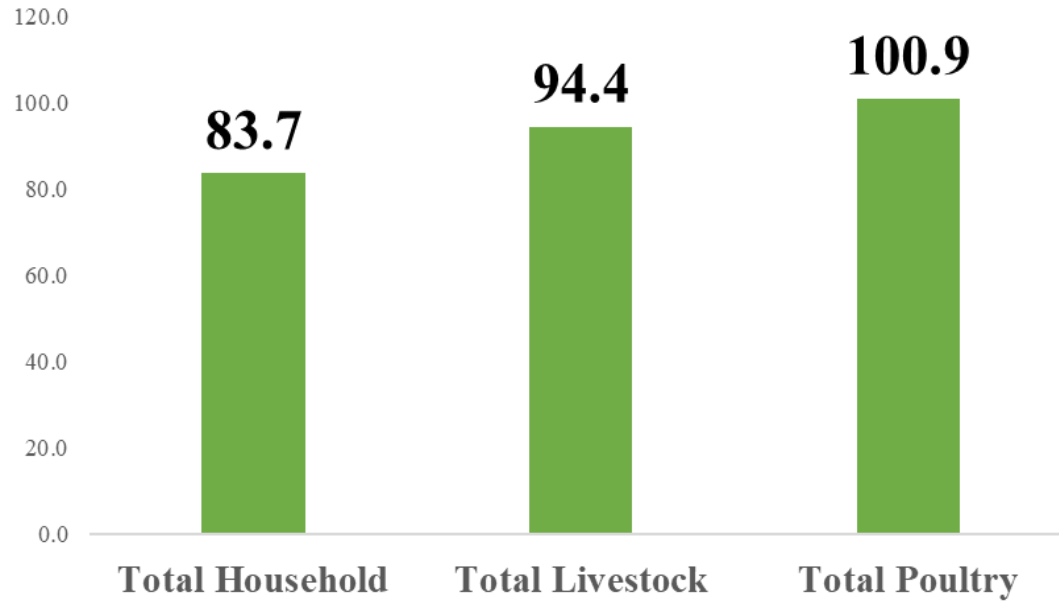
- ❖ Progress- Very Good
- ❖ Sheep rearing increased - meat is being preferred,



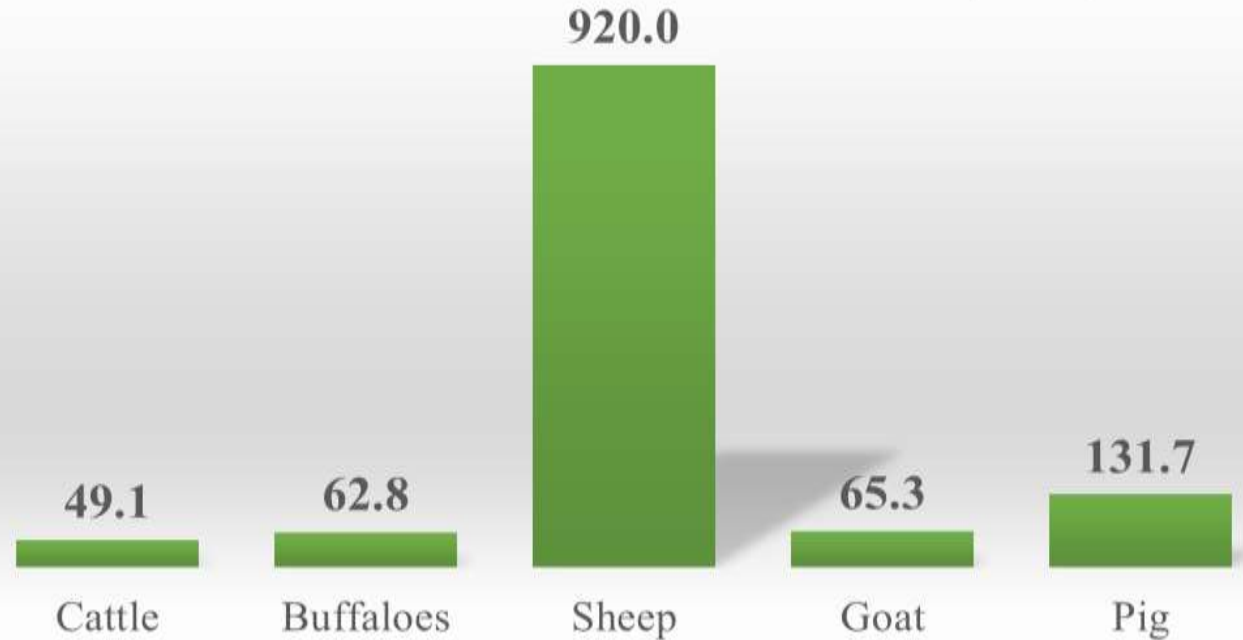
Andaman & Nicobar Islands Progress

Dept. of Animal Husbandry,
Dairying & Fisheries

Andaman & Nicobar Islands (in %)



Andaman & Nicobar Islands (in %)

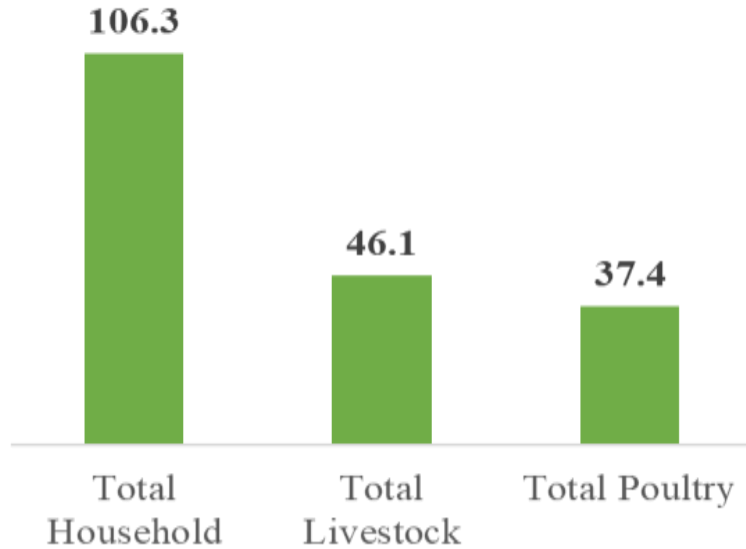


- ❖ Very Good Progress
- ❖ Cattle Population decrease
- ❖ Poultry & Pig population increased.
- ❖ Cattle and buffalo domestication is high cost as per people perception.

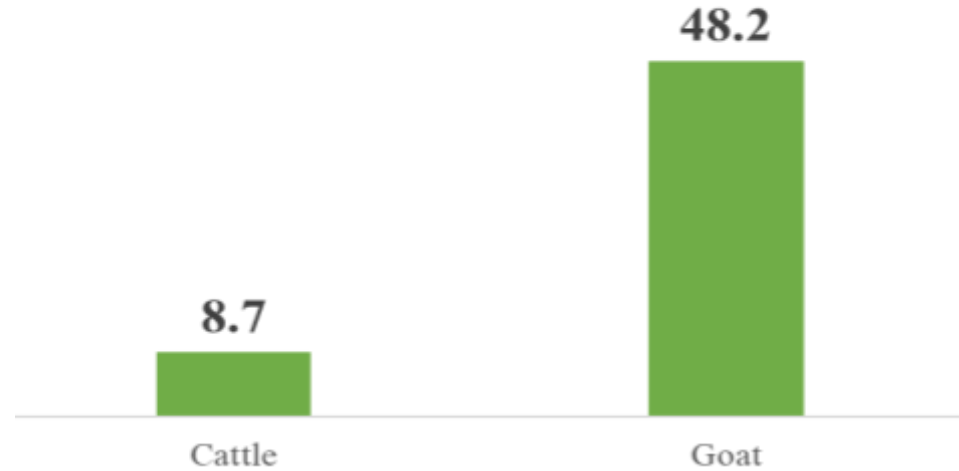


Lakshadweep Progress

Lakshadweep (in %)



Lakshadweep (in %)



- ❖ Progress- Very Slow
- ❖ Decline Livestock population

Important Issues related to Census Exercise

- States/UTs are to complete data collection work by 31st March, 2025.
- Supervisors and above level officers are to be more careful on complete coverage, timeliness and accuracy on data.
- Enumerators may be insisted to follow the maps of villages/wards to avoid any missing of census units.

Important Issues related to Census Exercise

- States/UTs are to complete data collection work by 31st March, 2025.
- Supervisors and above level officers are to be more careful on complete coverage, timeliness and accuracy on data.
- Enumerators may be insisted to follow the maps of villages/wards to avoid any missing of census units.



Agenda II: Progress of Integrated Sample Survey

Estimate of Major Livestock Product 2022-23 & 2023-24

Estimate of Milk Production at All India & Southern States (figure in 000 Tns)				
States Name	2022-23	2023-24	Y-O-Y	PCA (gm/day)
Andhra Pradesh	15448.42	13994.40	-9.41	719
Karnataka	12829.29	13463.07	4.94	543
Kerala	2579.76	2579.99	0.01	197
Tamil Nadu	10316.75	10807.84	4.76	384
Telangana	5854.96	5839.56	-0.26	419
Andaman & Nicobar Island	17.20	17.61	2.38	119
Puducherry	49.65	49.75	0.20	83
Lakshadweep	0.41	0.39	-4.88	15
Southern States Total	47096.44	46752.614	-0.73	467
Meghalaya	93.51	97.04	3.77	79
All India	230577.03	239298.99	3.78	471

Estimate of Egg Production at All India & Southern States (figure in Lakh Nos)				
States Name	2022-23	2023-24	Y-O-Y (%)	PCA (Nos./Annum)
Andhra Pradesh	278498	254874.48	-8.48	479
Karnataka	90087.04	94591	5.00	140
Kerala	22475.11	24052.61	7.02	67
Tamil Nadu	215606.61	223325.33	3.58	291
Telangana	176706.42	183850.16	4.04	483
Andaman & Nicobar Island	1096.63	750.79	-31.54	186
Puducherry	113.96	114.09	0.11	7
Lakshadweep	72.42	73.63	1.67	107
Southern States Total	784656.19	781632.09	-0.39	286
Meghalaya	1128.15	1172.79	3.96	35
All India	1383762.8	1427716.02	3.18	103

Estimate of Major Livestock Product 2022-2023 & 2023-24

Estimate of Meat Production at All India & Southern States (figure in 000 Tns)					Estimate of Wool Production at All India & Southern States (figure in 000 Kg)			
State Name	2022-23	2023-24	Y-O-Y (%)	PCA (Kg/Annum)	State Name	2022-23	2023-24	Y-O-Y (%)
Andhra Pradesh	1094.26	1067.88	-2.41	20.09	Andhra Pradesh	-	-	-
Karnataka	433.31	454	4.77	6.71	Karnataka	732.67	659	-10.06
Kerala	472.9	517.96	9.53	14.48	Kerala	425.61	340.87	-19.91
Tamil Nadu	704.38	767.7	8.99	9.99	Tamil Nadu	1.67	1.96	17.37
Telangana	1080.62	1112.73	2.97	29.21	Telangana	-	-	-
Andaman & Nicobar Island	5.55	5.79	4.32	14.37	Andaman & Nicobar Island	-	-	-
Puducherry	14.64	14.66	0.14	8.91	Puducherry	-	-	-
Lakshadweep	0.12	0.11	-8.33	1.59	Lakshadweep	-	-	-
Southern States Total	3805.78	3940.83	3.55	14.40	Southern States Total	1159.95	1001.83	-13.63
Meghalaya	51.6	54.9	6.40	16.39	Meghalaya	-	-	-
All India	9768.64	10252.65	4.95	7.39	All India	33614.48	33688.69	0.22

Status of ISS Field Work (2024-25)

Sl. No.	States	Summer Season (March - June)		Rainy Season (July - October)		Winter (November-February)	
		<i>Complete survey (% Surveyed)</i>	<i>Detailed Enumeration (%surveyed)</i>	<i>Complete survey (%Surveyed)</i>	<i>Detailed Enumeration (%surveyed)</i>	<i>Complete survey (%Surveyed)</i>	<i>Detailed Enumeration (%surveyed)</i>
1	Andhra Pradesh	99.86%	98.85%	99.87%	99.23%	100%	99.62%
2	Karnataka	100%	100%	100%	100%	100%	100%
3	Kerala	100%	100%	100%	100%	100%	100%
4	Tamil Nadu	100%	100%	100%	99.47%	100%	93.93%
5	Telangana	100%	99.39%	100%	100%	100%	100%
6	Andaman & Nicobar Island	100%	93.33%	100%	100%	100%	73.33%
7	Puducherry	100%	100%	100%	100%	100%	92.59%
8	Lakshadweep	100%	66.67%	100%	100%	75%	50%
9	Meghalaya	100%	100%	100%	100%	100%	100%

Extended period of completion of winter season work latest by 10th March, 2025

Status of Manpower under ISS (South Zone)

Sl. No.	States	Joint Director		Deputy Director		Assistant Director/ Research Officer	
		<i>Sanctioned</i>	<i>In position</i>	<i>Sanctioned</i>	<i>In position</i>	<i>Sanctioned</i>	<i>In position</i>
1	Andhra Pradesh	1	0	2 to 4	0	2 to 4	4
2	Karnataka	1	1	2 to 4	2	2 to 4	8
3	Kerala	1	1	2 to 4	0	2 to 4	2
4	Tamil Nadu	1	0	2 to 4	1	2 to 4	1
5	Telangana	1	0	2 to 4	0	2 to 4	0
6	Andaman & Nicobar	-	-	1	1	2	1
7	Puducherry	-	-	1	0	2	0
8	Lakshdweep	-	-	1	0	2	0
9	Meghalaya	-	-	1	0	1	1

Status of Manpower for ISS (South Zone)							
Sl. No.	States	Statistical Investigator/ Assistant/ Inspector		Computer/ Data Entry Operator		Field Officer	
		<i>Sanctioned</i>	<i>In position</i>	<i>Sanctioned</i>	<i>In position</i>	<i>Sanctioned</i>	<i>In position</i>
1	Andhra Pradesh	3 to 6	0	3 to 6	0	2 to 4	0
2	Karnataka	3 to 6	0	3 to 6	0	2 to 4	0
3	Kerala	3 to 6	4	3 to 6	5	2 to 4	0
4	Tamil Nadu	3 to 6	0	3 to 6	0	2 to 4	1
5	Telangana	3 to 6	0	3 to 6	0	2 to 4	0
6	Andaman & Nicobar	2	0	2	2	1	0
7	Puducherry	2	0	2	2	1	0
8	Lakshdweep	2	0	2	2	1	0
9	Meghalaya	2	5	2	2	1	0

Status of Manpower under ISS (South Zone)

Sl. No.	States	Enumerator			Supervisor/Inspector (one on every 6 to 8 enumerators)	
		<i>Sanctioned</i>	<i>In position</i>	<i>Vacant</i>	<i>Sanctioned</i>	<i>In position</i>
1	Andhra Pradesh	60	7	53	9	2
2	Karnataka	68	26	42	10	11
3	Kerala	32	28	4	5	3
4	Tamil Nadu	86	32	54	12	0
5	Telangana	75	0	75	10	0
6	Andaman & Nicobar	7	1	6	1	1
7	Puducherry	8	0	8	1	0
8	Lakshdweep	2	0	2	1	0
9	Meghalaya	27	10	17	4	0

Issues related to ISS, if any

- Timely completion of ISS data collection is utmost required to analyse and release the season wise ISS data on time. NAD of MoSPI requires these data for their quarterly release of GVA data.
- In order to maintain data quality data collected at enumerator level necessarily be scrutinized at supervisory level.
- Survey 2025-26 will be started from 17th March, 2025.

Funds allocation/release during the FY 2024-25 for Livestock Census

Sl. No	States	Livestock Census(Rs. In Lakh)				
		Fund Allocated	Fund concurred	SNA MODULE	SNA SPARSH MODULE	
				Fund released	Mother sanctioned issued	Expenditure against mother sanction
1	Andhra Pradesh	70.00	70.00	70.00	--	--
2	Karnataka	100.00	0.00	0.00	100.00	49.80
3	Kerala	150.00	150.00	75.00	75.00	0.00
4	Tamil Nadu	80.00	60.00	0.00	60.00	60.00
5	Telangana	50.00	30.00	0.00	30.00	0.00
6	Andaman & Nicobar Island	4.00	4.00	34.00	Not Applicable	Not Applicable
7	Puducherry	5.00	5.00	5.00	Not Applicable	Not Applicable
8	Lakshadweep	1.00	0.95	0.95	Not Applicable	Not Applicable
9	Meghalaya	24.00	12.00	0.00	12.00	0.15

Funds allocation/release during the FY 2024-25 for ISS

Sl. No	States	Integrated Sample Survey (Rs. In Lakh)				
		<i>Fund Allocated</i>	<i>Fund concurred</i>	<i>SNA MODULE</i>	SNA SPARSH MODULE	
				<i>Fund released</i>	<i>Mother sanctioned issued</i>	<i>Expenditure against mother sanction</i>
1	Andhra Pradesh	38.00	38.00	0.00	38.00	1.50
2	Karnataka	188.00	188.00	45.00	143.00	134.42
3	Kerala	170.00	167.50	82.50	85.00	0.00
4	Tamil Nadu	180.00	60.00	0.00	60.00	60.00
5	Telangana	10.00	0.00	0.00	--	--
6	Andaman & Nicobar Island	45.00	0.00	0.00	Not Applicable	Not Applicable
7	Puducherry	0.00	0.00	0.00	Not Applicable	Not Applicable
8	Lakshadweep	0.00	0.00	0.00	Not Applicable	Not Applicable
9	Meghalaya	50.00	25.00	0.00	25.00	22.50

Status of Annual Action Plan 2025-26

							Rs. In Crore
Sl.No	State/UTs	State Estimation			AHS Division Estimation		
		LC	ISS	Total	LC	ISS	Total
1	Andhra Pradesh	21.16	2.13	23.29	10.00	0.80	10.80
2	Karnataka	21.09	5.09	26.18	8.00	2.60	10.60
3	Kerala	17.26	8.35	25.60	8.00	4.00	12.00
4	Tamil Nadu	30.36	3.53	33.53	8.00	3.20	11.20
5	Telangana	13.52	1.13	14.64	4.00	0.15	4.15
6	Andaman & Nicobar Island	Not submitted	Not submitted	Not submitted	0.12	0.12	0.24
7	Puducherry	Not submitted	Not submitted	Not submitted	0.15	0.05	0.20
8	Lakshadweep	0.03	0.81	0.84	0.02	0.05	0.07
9	Meghalaya	1.60	1.89	3.50	1.40	2.20	3.60
Total		105.02	22.93	127.58	39.69	13.17	52.86



सत्यमेव जयते

Dept. of Animal Husbandry,
Dairying & Fisheries

Thank you