



सत्यमेव जयते

Dept. of Animal Husbandry,
Dairying & Fisheries

Review Meeting of Northern States
(including Rajasthan, Meghalaya & Lakshadweep)
on
26.03.2025



Dept. of Animal Husbandry,
Dairying & Fisheries

AGENDA -I: LIVESTOCK CENSUS



Status of 21st Livestock Census

- 21st Livestock Census has been Launched on 25th October, 2024 at New Delhi. All the States/UTs are supposed to complete census operation by the end of 31st March 2025.
- It is massive door to door exercise reaching about 6.6 lakh villages and about 1 lakh urban wards expecting enumeration of 29 crore households.
- Out of these, enumeration of about 27 crore households have completed so far.
- It includes completion of 3.92 crore villages and urban wards and in progress of 2.98 crore villages and wards.
- Captured enumeration of 37.88 crore livestock and 95.93 crore poultry birds so far as against 53.68 crore livestock and 85.18 crore poultry birds of 20th Livestock Census.



Manpower for 21st Livestock Census

Sl. No.	States	District Nodal Officer	Supervisor	Enumerator
		Approved Manpower		
1	Punjab	23	392	1,962
2	Haryana	22	388	1,941
3	Himachal Pradesh	12	152	759
4	Uttrakhand	13	184	965
5	Uttar Pradesh	75	1,469	10,469
6	Delhi	11	121	1,210
7	Chandigarh	1	7	69
8	Jammu & Kashmir	20	200	1,050
9	Ladakh	2	6	31
10	Meghalaya	12	56	280
11	Rajasthan	50	1,042	5,211
12	Lakshadweep	1	2	8

PROGRESS OF LIVESTOCK CENSUS WORK IN NZ

Sl. No.	States	No. of Districts	Total Villages + Wards	Not Started	Work in Progress	Completed
1	Chandigarh	1	35	--	--	35 (100)
2	Delhi	11	643	149 (23.17)	482 (74.96)	12 (1.86)
3	Haryana	22	8,870	53 (0.59)	27 (0.3)	8,790 (99.1)
4	Himachal Pradesh	12	21,546	21 (0.09)	3,626 (16.89)	17,899 (83.17)
5	Jammu and Kashmir	20	8,041	198 (2.46)	3,492 (43.42)	4,353 (54.41)
6	Ladakh	2	274	9 (3.28)	96 (35.03)	169 (61.68)
7	Punjab	23	15,883	--	2,670 (16.81)	13,213 (83.35)
8	Uttarakhand	13	17,670	--	2,031 (11.49)	15,639 (88.51)
9	Uttar Pradesh	75	1,21,071	32,585 (26.91)	51,141 (42.24)	37,356 (30.85)
	Total NZ	179	1,94,033	32,956 (16.98)	61,584 (31.74)	99,505 (51.28)
	All India	785	7,60,619	69,847 (9.18)	2,96,493 (38.98)	3,94,279 (51.84)



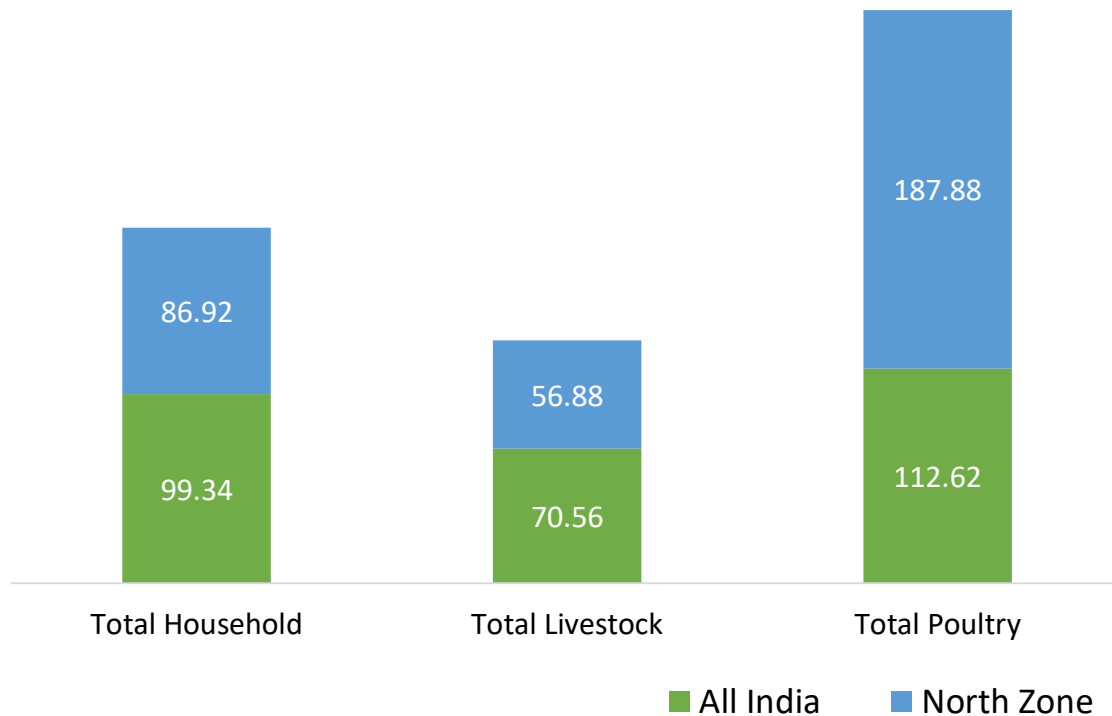
PROGRESS OF LIVESTOCK CENSUS WORK

Sl. No.	States	No. of Districts	Total Villages + Wards	Not Started	Work in Progress	Complete
1	Rajasthan	50	55,988	9,724 (17.37)	30,174 (53.89)	16,103 (28.76)
2	Meghalaya	12	7,137	1,811 (25.37)	2,945 (41.26)	2,381 (33.36)
3	Lakshadweep	1	27	--	--	27 (100)
	All India	785	7,60,619	69,847 (9.18)	2,96,493 (38.98)	3,94,279 (51.84)

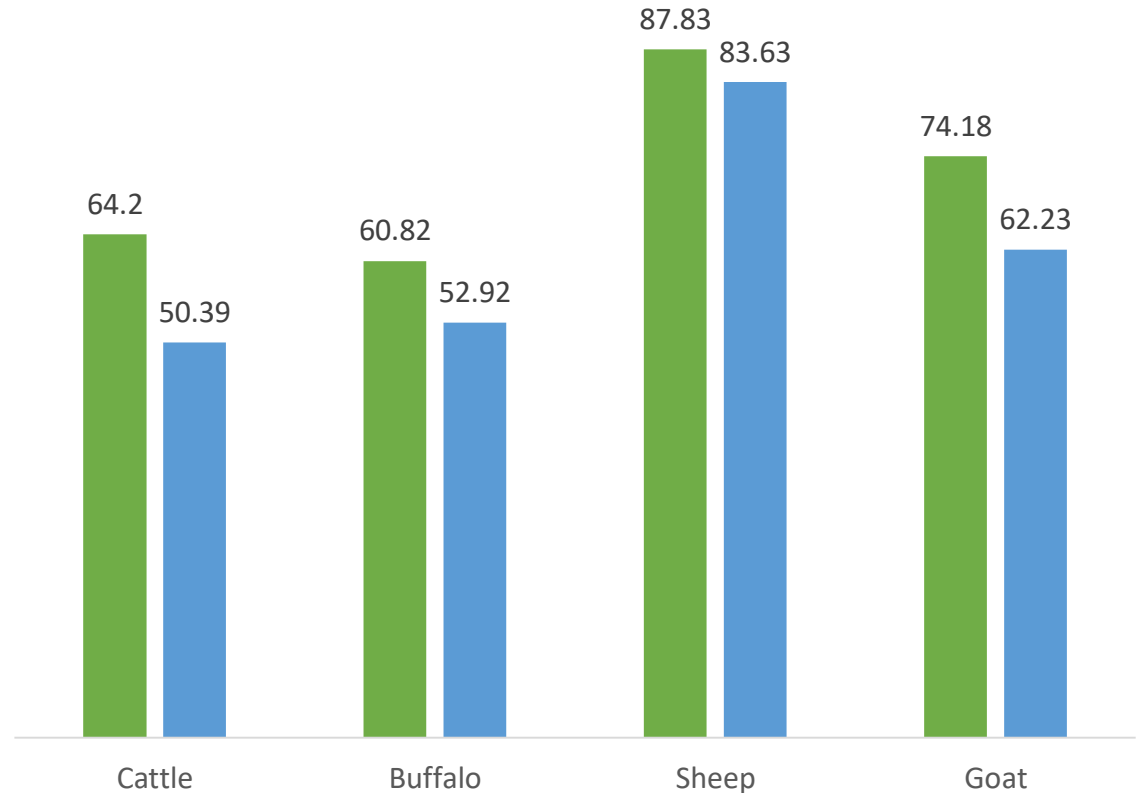
- ❖ Progress is not on track for Rajasthan and Meghalaya
- ❖ Work is expected to get complete by 31st March, 2025.

North Zone Progress (20th LC vs. 21st LC)

All India and North Zone (%)

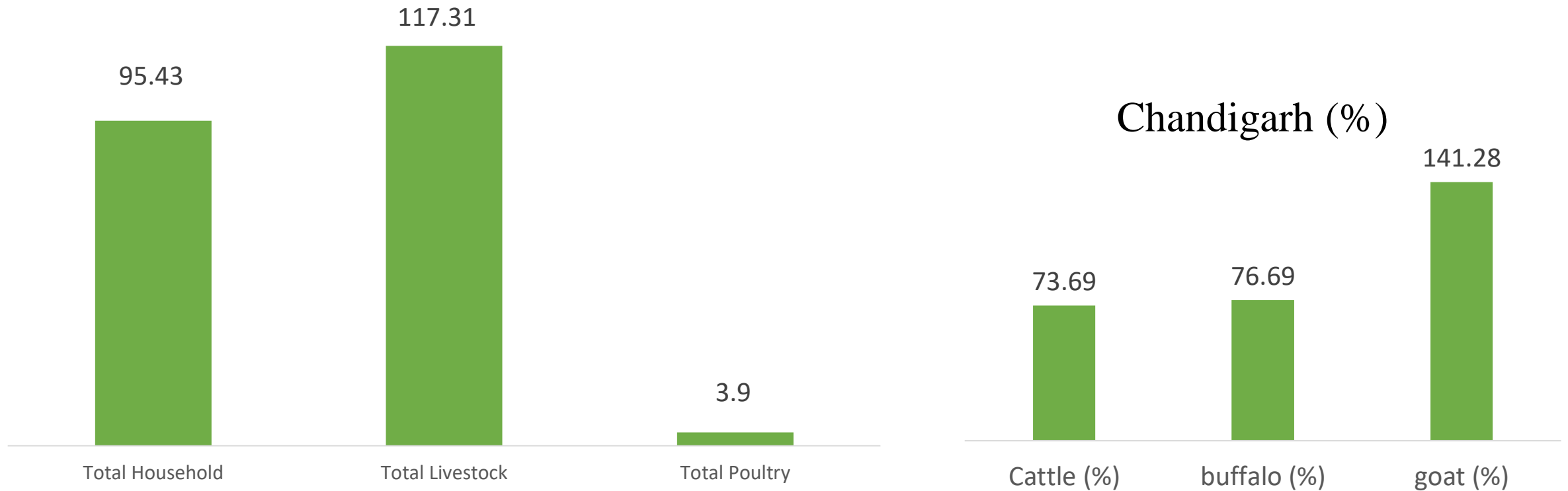


All India and North Zone (%)



- ❖ Completion percentage is 51.28% as against 51.51% of all India
- ❖ HH realization is 86.92 so far as against 99.34% of all India; Livestock realization is 56.88% as against all India 7.56%
- ❖ Poultry realization is significantly high.

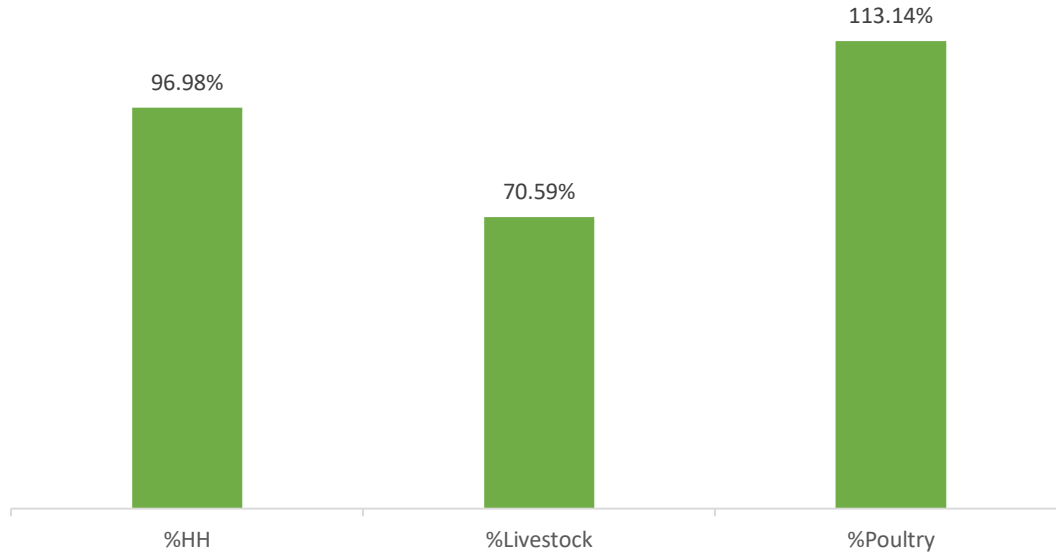
Chandigarh Progress (20th LC vs. 21st LC)



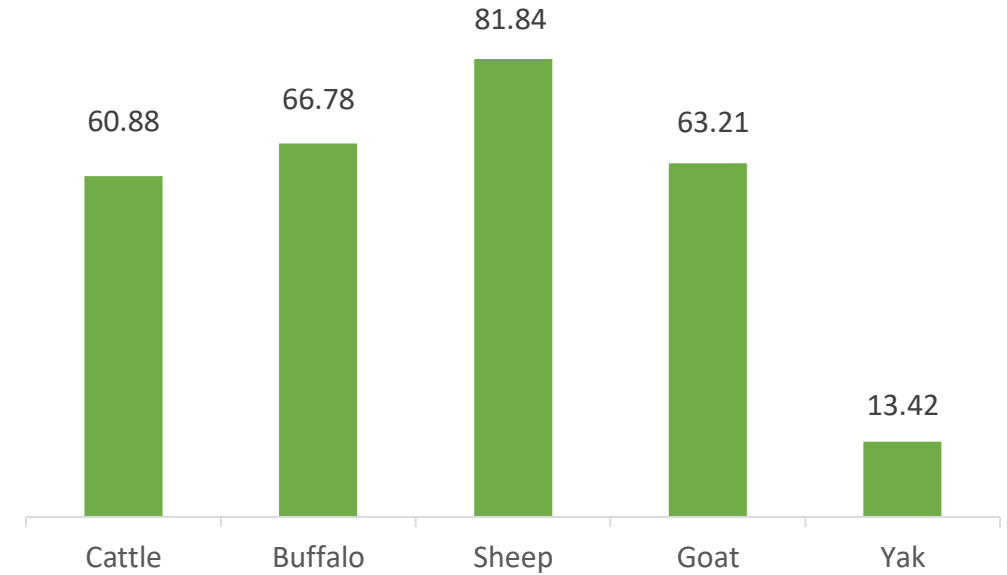
- ❖ *Progress – Enumeration completed (HH realization has reduced from 2,73,103 to 2,60,632).*
- ❖ *Livestock Population in comparison to previous census is increased.*
- ❖ *Cattle and Buffalo Population has been decreased.*
- ❖ *Poultry count has reduced drastically (only 1910 as against 48,883 of last census)*
- ❖ *Goat rearing increased (increased from 998 nos. to 1410 nos.)*

J &K Progress (20th LC vs. 21st LC)

Jammu and Kashmir (%)



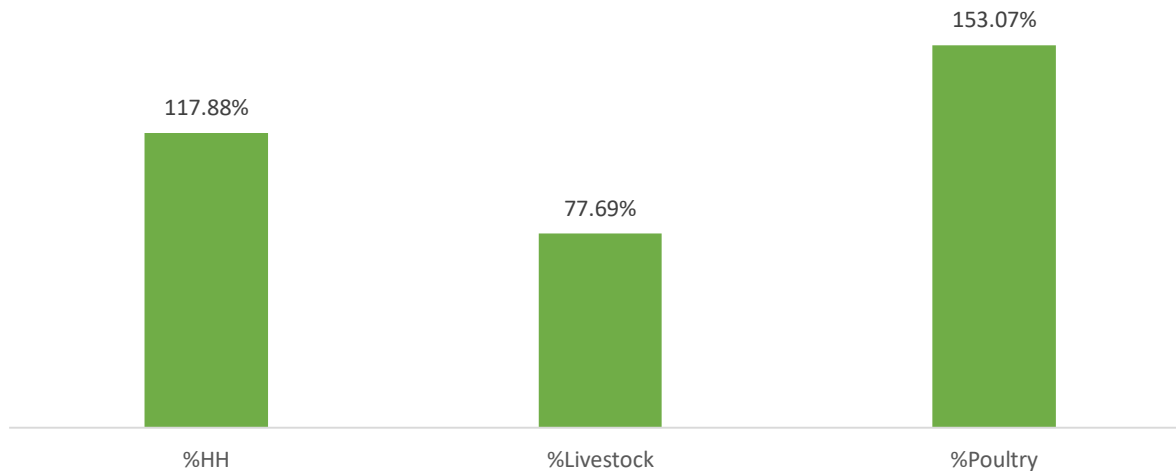
Jammu and Kashmir (%)



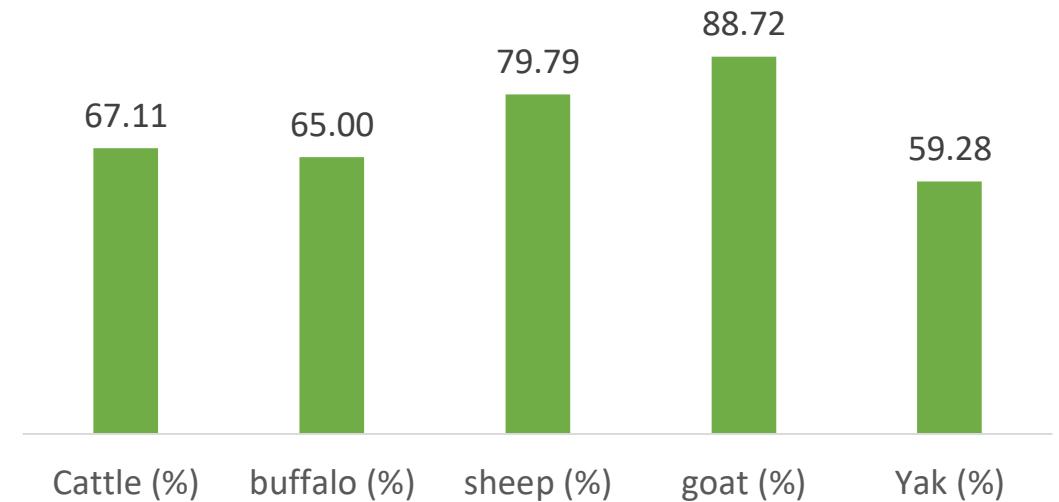
- ❖ *Progress- Good*
- ❖ *Livestock Population for all categories cattle, buffalo, goat, yak decreased*
- ❖ *Sheep rearing is good.*
- ❖ *Poultry count is increased.*

Himachal Pradesh Progress (20th LC vs. 21st LC)

Himachal Pradesh (%)



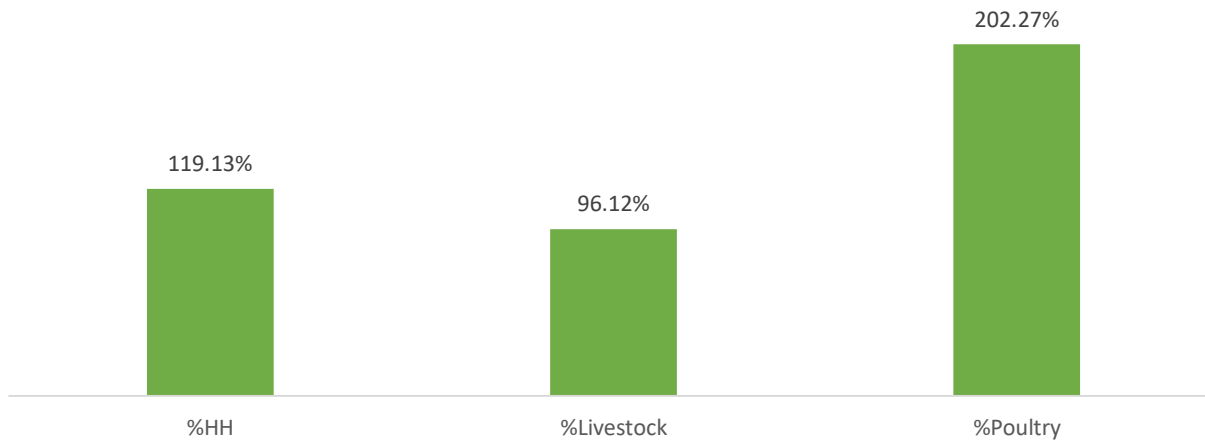
Himachal Pradesh (%)



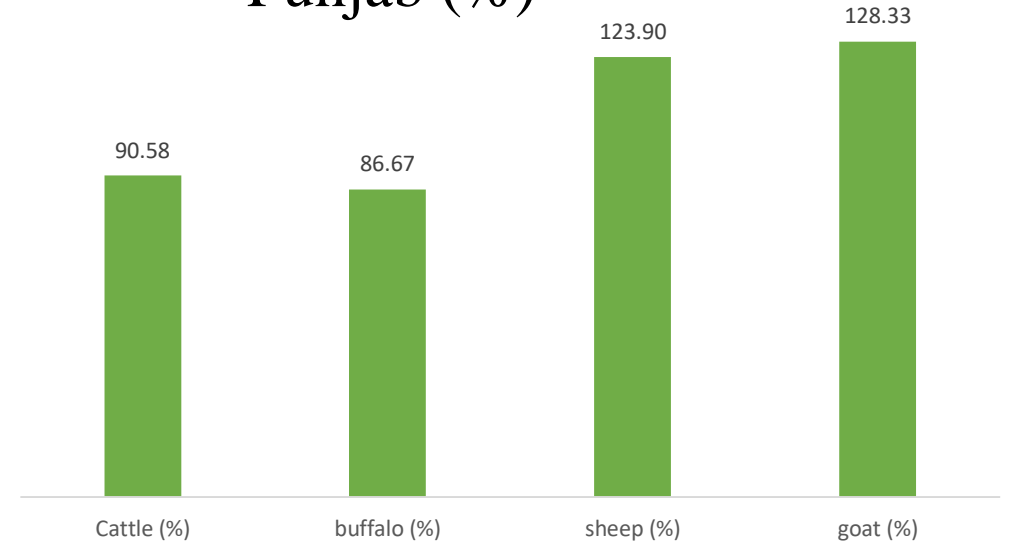
- ❖ *Progress- Good*
- ❖ *Livestock Population – cattle, buffalo, yak decreased*
- ❖ *Goat and Sheep rearing is not so bad.*
- ❖ *Poultry count is increased.*

Punjab Progress (20th LC vs. 21st LC)

Punjab (%)



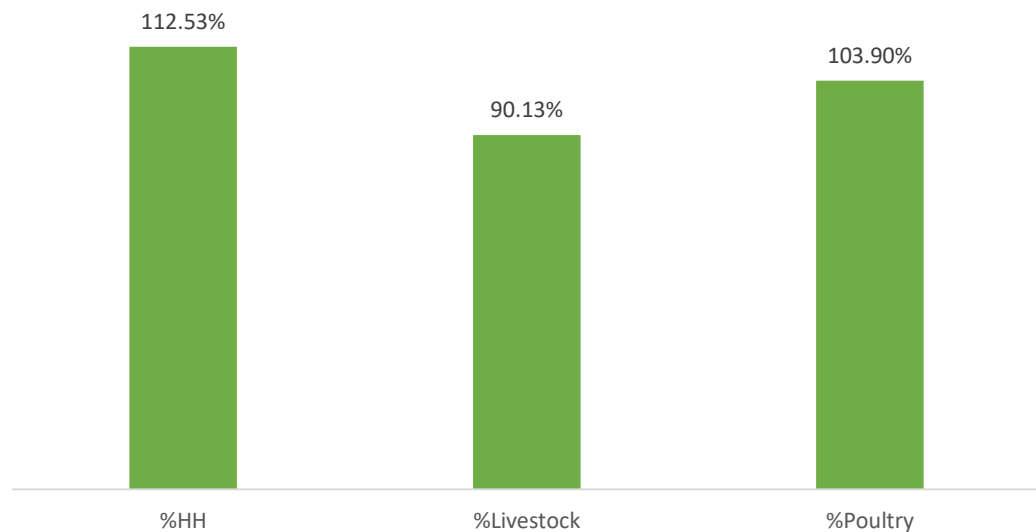
Punjab (%)



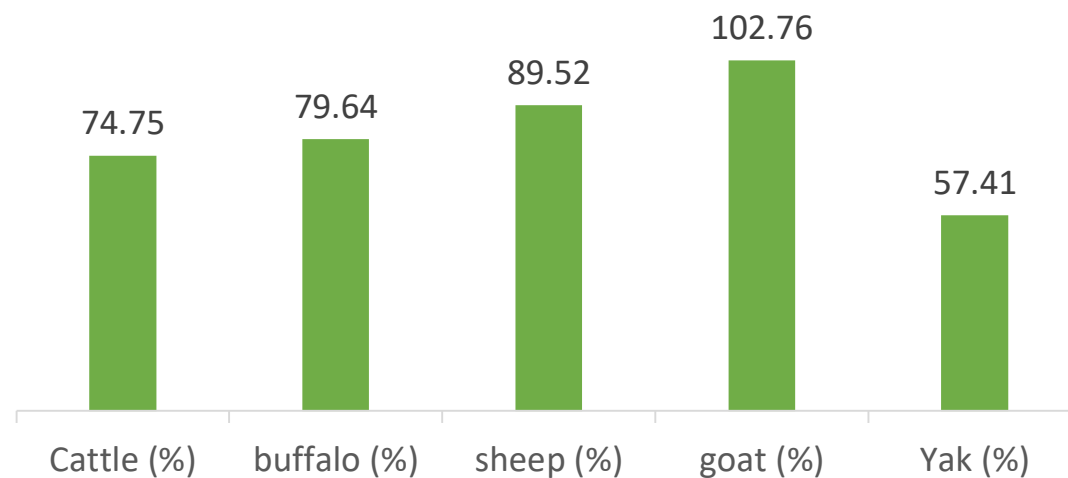
- ❖ *Progress- Good*
- ❖ *Livestock Population is slightly decreased*
- ❖ *Goat and Sheep rearing is good.*
- ❖ *Poultry count has significantly increased.*

Uttarakhand Progress (20th LC vs. 21st LC)

Uttarakhand (%)



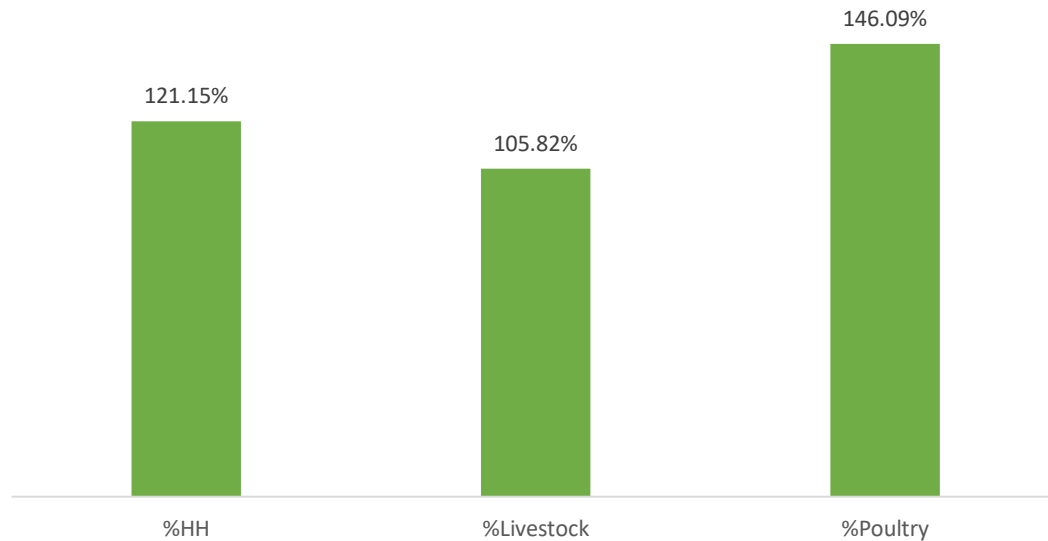
Uttarakhand (%)



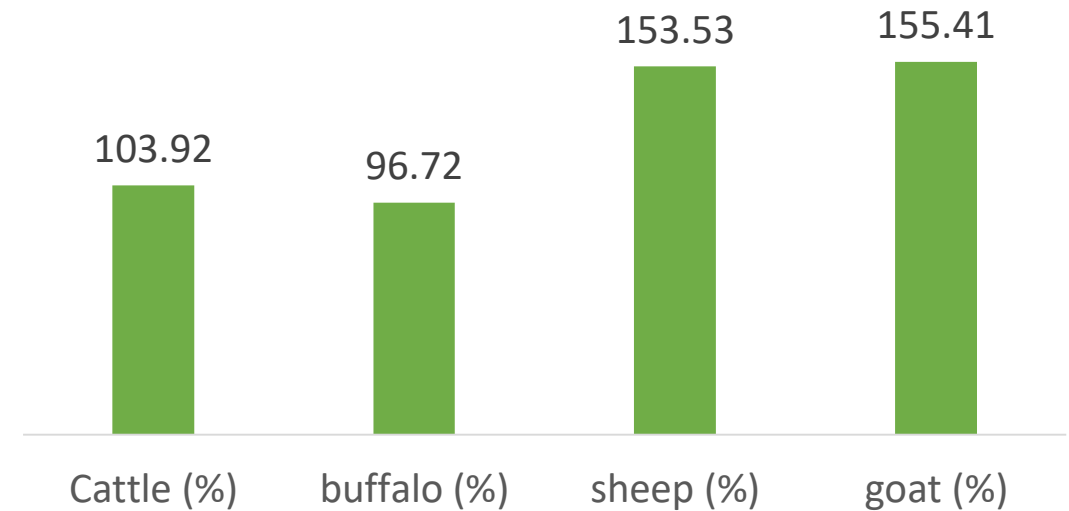
- ❖ *Progress- Good*
- ❖ *Livestock count including cattle buffalo & yak decreased.*
- ❖ *Goat and Sheep rearing is good.*
- ❖ *Poultry count is increased.*

Haryana Progress (20th LC vs. 21st LC)

Haryana (%)



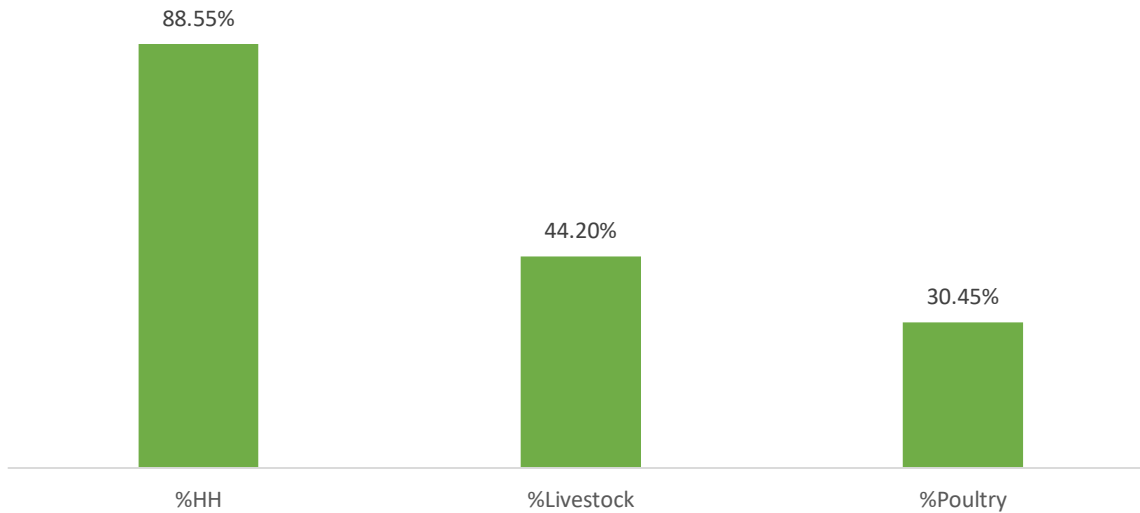
Haryana (%)



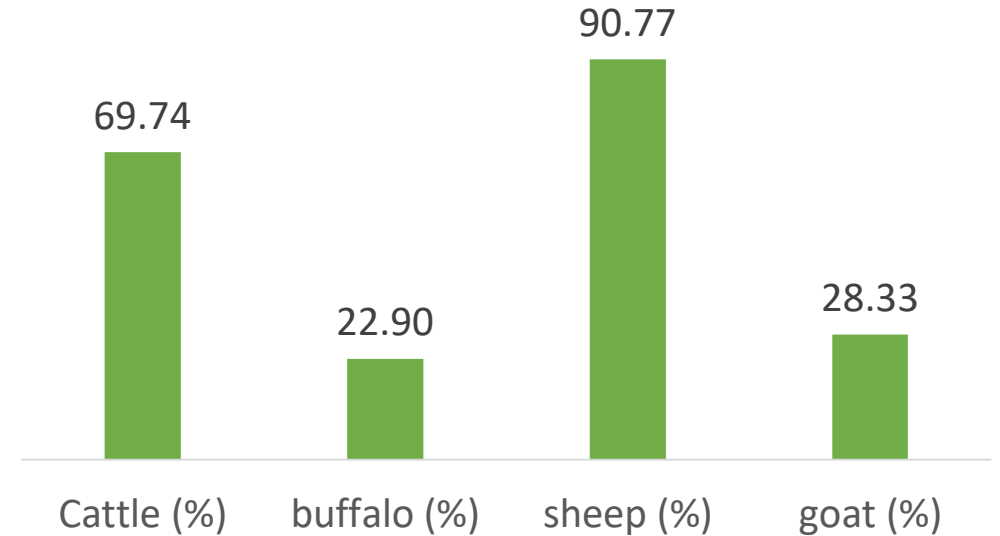
- ❖ *Progress- Good*
- ❖ *Both livestock and poultry count are increased.*
- ❖ *Buffalo Population is slightly decreased.*
- ❖ *Goat and Sheep rearing is good.*

Delhi Progress (20th LC vs. 21st LC)

Delhi in %



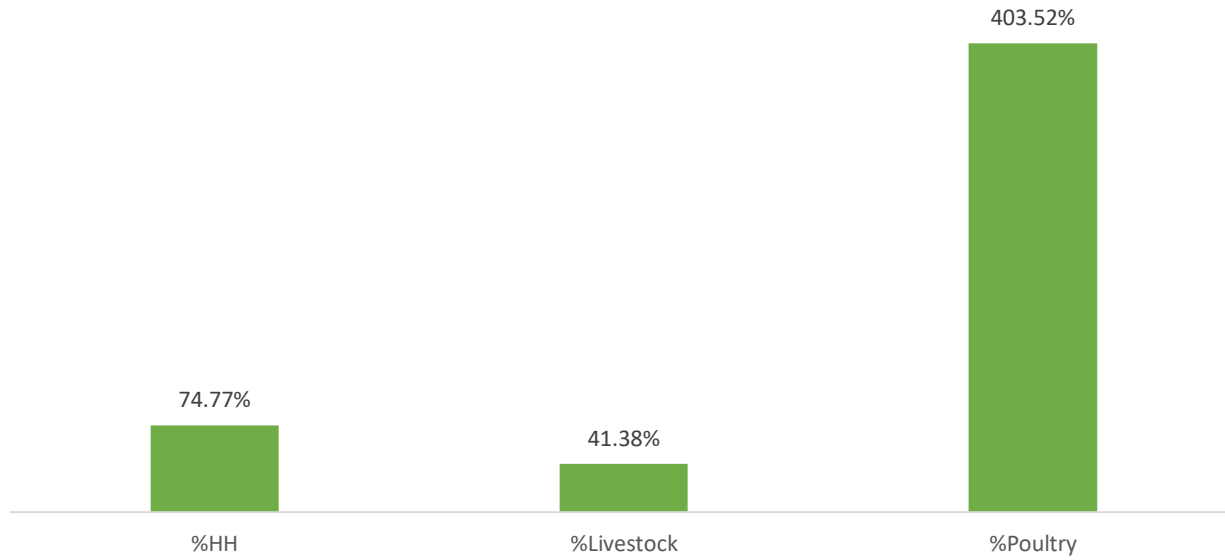
Delhi in %



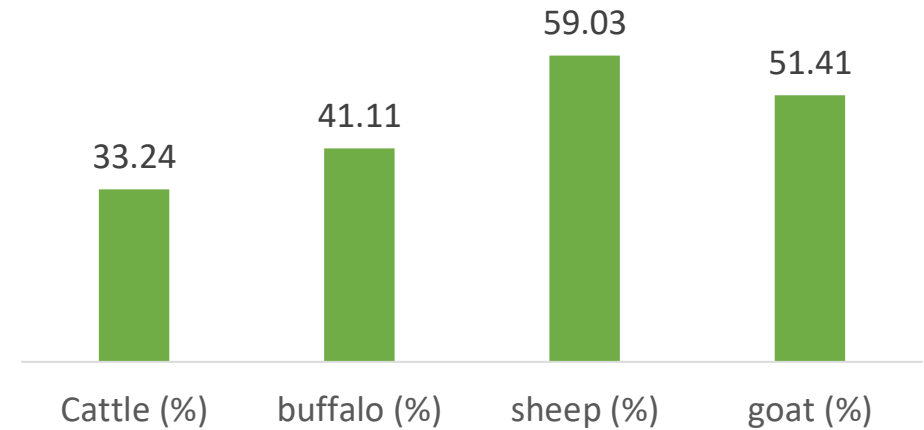
- ❖ *Progress - Not so good (work not started about 23% villages/wards, though 75% villages work in progress only 2% villages have been completed).*
- ❖ *Livestock Population count is decreased significantly for buffalo & goat.*
- ❖ *Sheep rearing is good*
- ❖ *Poultry count is also reducing significantly.*

UP Progress (20th LC vs. 21st LC)

Uttar Pradesh in %

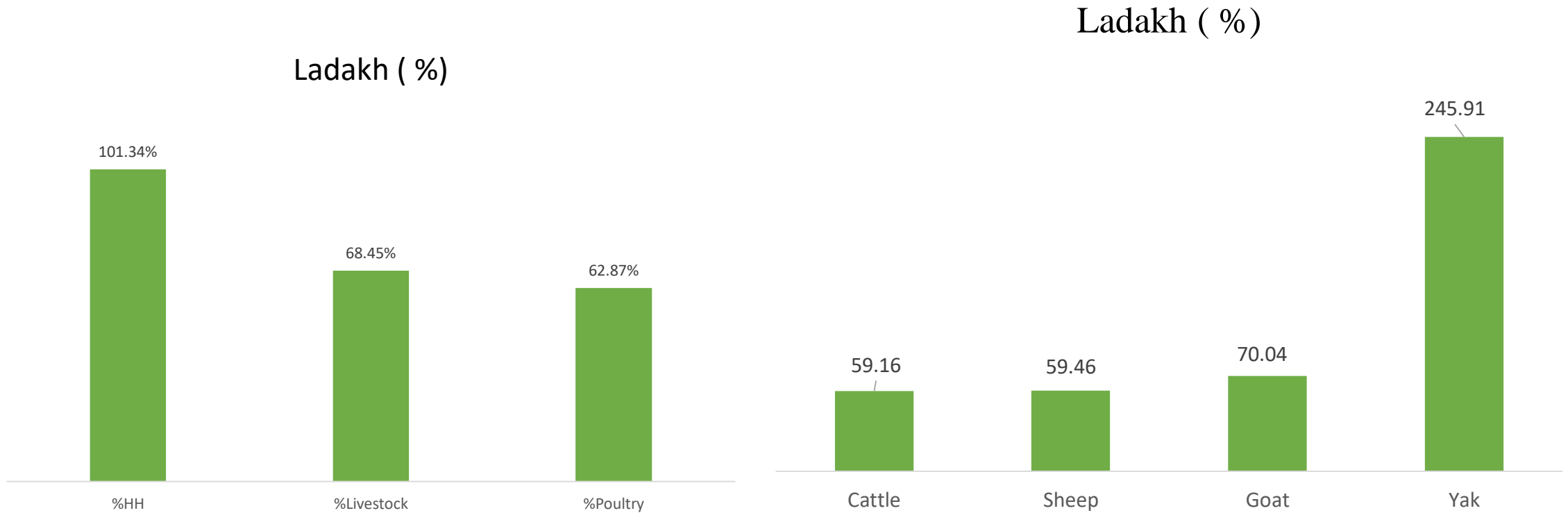


Uttar Pradesh in %



- ❖ *Progress- Not Good (work not started about 27% villages)*
- ❖ *Livestock count is reducing significantly.*
- ❖ *Poultry count is increased significantly.*
- ❖ *The Village completion percentage – 31.11%, In progress-42.11%*

Ladakh Progress (20th LC vs. 21st LC)



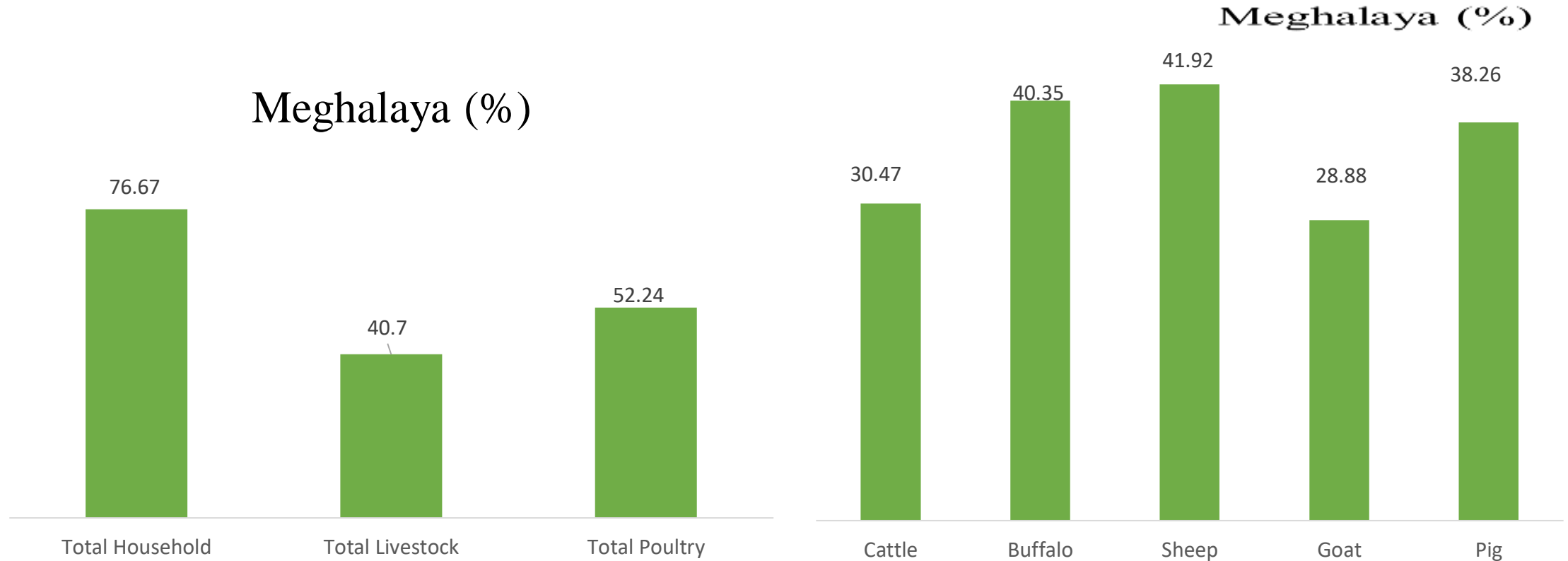
- ❖ Progress - Good
- ❖ Both livestock and poultry count is decreasing significantly.



सत्यमेव जयते

Dept. of Animal Husbandry,
Dairying & Fisheries

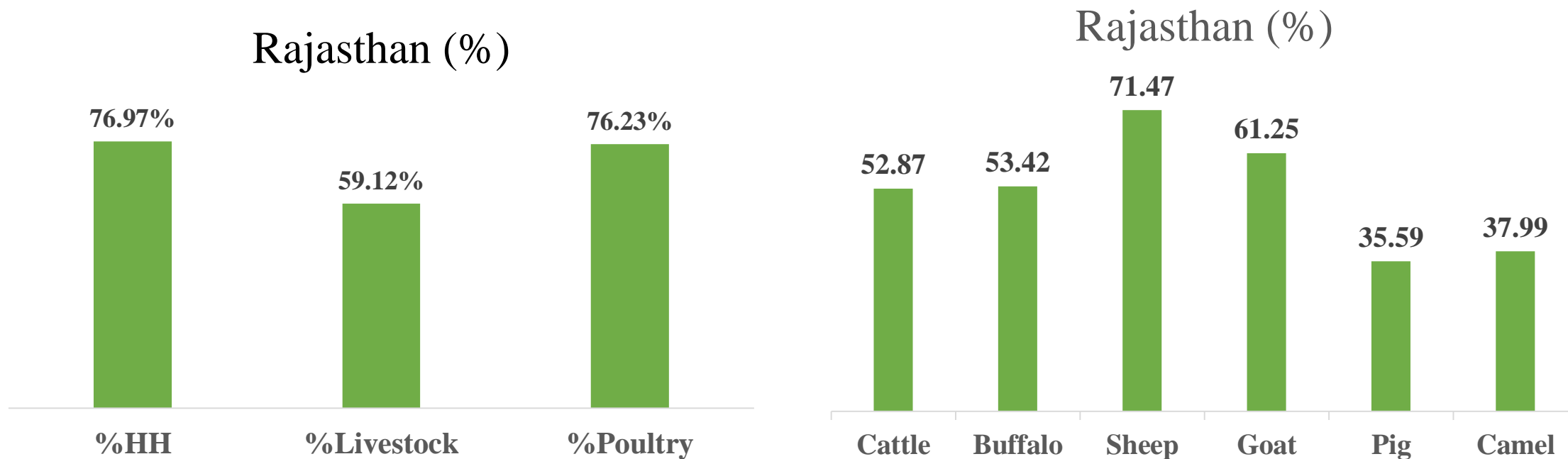
Meghalaya Progress (20th LC Vs. 21st LC)



- ❖ Progress is not good. About 26% villages – work not started.
- ❖ Both count of livestock & poultry population are decreasing.
- ❖ The Village completion percentage – 33.49%, In progress-41.31%



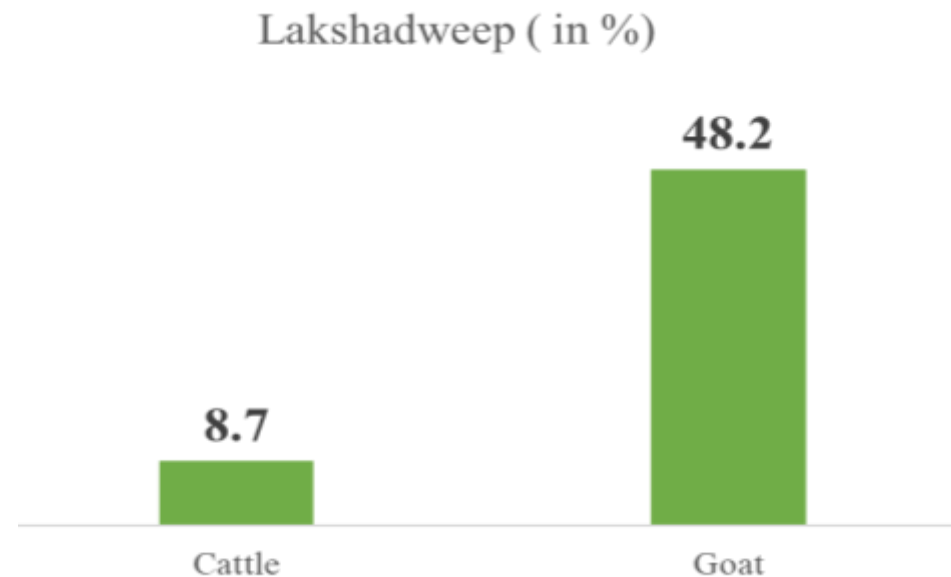
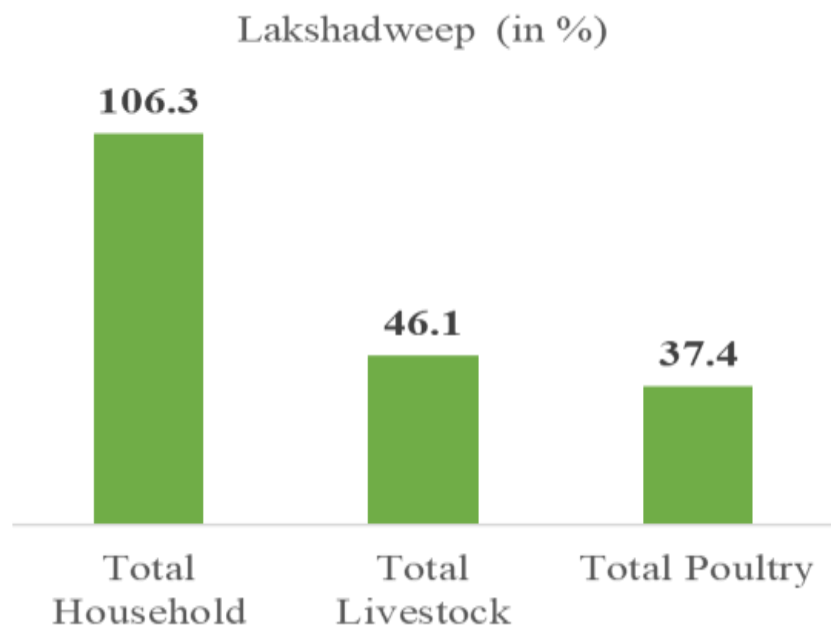
Rajasthan Progress (20th LC vs. 21st LC)



- ❖ Progress is not so encouraging (work not started in more than 17% villages).
- ❖ Cattle, Buffaloes, pig and camel population is declining
- ❖ Sheep and Goat are inline with the household realization
- ❖ The Village completion percentage – 29.13%, In progress-53.78%



Lakshadweep Progress



- ❖ *Progress – Field work Completed*
- ❖ *Livestock and poultry both are declining. (Livestock reduced from 45,697 to 21,047 and poultry is decreased from 2,26,025 to 84,559)*
- ❖ *Cattle population declined from 2,493 to 216 and goat population is decreased from 43,188 to 20,806.*



Important Issues related to Census Exercise

- ❖ GPS coordinates information indicates that a very small percentage of data is being recorded actually from the field.
- ❖ Sharp decline in cattle and buffalo population to be supervised & scrutinized thoroughly.
- ❖ Calf recording is not found proportionate to the in milk animals.
- ❖ Significant number of rural villages shows no animals.
- ❖ Bulk request for reverting villages and urban wards due to various reasons indicates that data are not properly scrutinized at supervisor and DNO levels.
- ❖ States/UTs are to complete the census exercise latest by 31st March, 2025.



Dept. of Animal Husbandry,
Dairying & Fisheries

Agenda-II: Progress of Integrated Sample Survey

Status of ISS Field Work (2024-25)

Sl. No.	States	Summer Season (March - June)		Rainy Season (July - October)		Winter (November-February)	
		Complete survey (% Surveyed)	Detailed Enumeration (%surveyed)	Complete survey (%Surveyed)	Detailed Enumeration (%surveyed)	Complete survey (%Surveyed)	Detailed Enumeration (%surveyed)
1	Punjab	100%	100%	100%	100%	98.3%	95.45%
2	Haryana	100%	100%	100%	100%	100%	100%
3	Himachal Pradesh	100%	100%	100%	100%	99.72%	100%
4	Uttrakhand	100%	100%	100%	100%	100%	100%
5	Uttar Pradesh	99.24%	96%	99.44%	98.13%	87.19%	83.33%
6	Delhi	--	--	--	--	--	--
7	Chandigarh	100%	100%	100%	100%	100%	100%
8	Jammu & Kashmir	99.52%	98.99%	100%	100%	100%	100%
9	Ladakh	100%	100%	100%	100%	100%	100%
10	Meghalaya	100%	100%	100%	100%	100%	100%
11	Rajasthan	100%	100%	100%	100%	100%	100%
12	Lakshadweep	100%	66.67%	100%	100%	75%	75%



Estimate of Major Livestock Product

2022-23 and 2023-24

Estimate of Milk Production at All India & Northern States
(figure in 000 Tns)

State Name	2022-23	2023-24	Y-O-Y	PCA (gram/day)
Punjab	14301.45	14000.18	-2.11	1245
Haryana	11965.79	12220.20	2.13	1105
Himachal Pradesh	1617.41	1748.96	8.13	640
Uttarakhand	1858.55	1897.84	2.11	446
Uttar Pradesh	36241.74	38779.57	7.00	450
Delhi	487.74	487.74	0.00	62
Chandigarh	56.19	58.87	4.77	131
Jammu & Kashmir	2817.31	2874.73	2.04	577
Ladakh	30.60	29.31	-4.22	267
Rajasthan	33306.80	34733.00	4.28	1171
NORTHERN Total	102683.58	106830.40	4.04	674
Lakshadweep	0.41	0.39	-4.88	15
Meghalaya	93.51	97.04	3.77	79
All India	230577.03	239298.99	3.78	471

Estimate of Egg Production at All India & Northern States
(figure in Lakh Nos)

State Name	2022-23	2023-24	Y-O-Y (%)	PCA (Nos./Annum)
Punjab	62603.29	47061.57	-24.83	153
Haryana	81806.37	85595.79	4.63	283
Himachal Pradesh	914.06	857.55	-6.18	11
Uttarakhand	5413.02	5940.78	9.75	51
Uttar Pradesh	45585.48	59206.69	29.88	25
Delhi	0.00	0.00	0.00	0
Chandigarh	46.46	23.66	-49.07	2
Jammu & Kashmir	1787.13	1832.00	2.51	13
Ladakh	20.21	35.55	75.90	12
Rajasthan	27606.49	30873.25	11.83	38
NORTHERN Total	225782.51	231426.84	2.50	53
Lakshadweep	72.42	73.63	1.67	107
Meghalaya	1128.15	1172.79	3.96	35
All India	1383762.78	1427716.03	3.18	103



Estimate of Major Livestock Product

2022-2023 and 2023-24

Estimate of Meat Production at All India & Northern States (figure in 000 Tns)				
State Name	2022-23	2023-24	Y-O-Y (%)	PCA (Kg./Annum)
Punjab	252.24	263.24	4.36	8.57
Haryana	665.24	690.58	3.81	22.86
Himachal Pradesh	5.43	5.54	2.03	0.74
Uttarakhand	21.24	24.56	15.63	2.11
Uttar Pradesh	1191.77	1259.77	5.71	5.35
Delhi	0.00	0.00	0.00	0.00
Chandigarh	0.60	0.65	8.33	0.53
Jammu & Kashmir	89.51	91.30	2.00	6.71
Ladakh	1.44	1.45	0.69	4.83
Rajasthan	240.28	247.98	3.20	3.06
NORTHERN Total	2467.75	2585.07	4.75	5.97
Lakshadweep	0.12	0.11	-8.33	1.59
Meghalaya	51.60	54.90	6.40	16.39
All India	9768.64	10252.65	4.95	7.39

Estimate of Wool Production at All India & Northern States (figure in 000 Kg)			
State Name	2022-23	2023-24	Y-O-Y (%)
Punjab	459.22	560.42	22.04
Haryana	687.58	660.00	-4.01
Himachal Pradesh	1434.90	1422.69	-0.85
Uttarakhand	451.72	461.60	2.19
Uttar Pradesh	819.08	829.43	1.26
Delhi	0.00	0.00	0.00
Chandigarh	0.00	0.00	0.00
Jammu & Kashmir	7580.12	7770.00	2.50
Ladakh	2.41	2.41	0.00
Rajasthan	16128.87	16013.50	-0.72
NORTHERN Total	27,563.90	27,720.05	0.57
Lakshadweep	--	--	--
Meghalaya	--	--	--
All India	33,614.48	33,688.69	0.22



Status of Manpower under ISS (Northern Zone)

Sl. No.	States	Joint Director		Deputy Director		Assistant Director/ Research Officer	
		<i>Sanctioned</i>	<i>In position</i>	<i>Sanctioned</i>	<i>In position</i>	<i>Sanctioned</i>	<i>In position</i>
1	Punjab	1	0	3 to 6	0	2 to 4	0
2	Haryana	1	0	3 to 6	0	2 to 4	0
3	Himachal Pradesh	1	0	3 to 6	0	2 to 4	0
4	Uttrakhand	1	0	3 to 6	0	2 to 4	0
5	Uttar Pradesh	1	0	3 to 6	0	2 to 4	0
6	Delhi	-	-	1	0	1	0
7	Chandigarh	-	-	1	0	1	0
8	Jammu & Kashmir	-	-	1	0	1	0
9	Ladakh	-	-	1	0	1	0
10	Meghalaya	-	-	1	0	1	1
11	Rajasthan	1	0	2 to 4	1	2 to 4	1
12	Lakshadweep	-	-	1	0	2	0



सत्यमेव जयते

Dept. of Animal Husbandry,
Dairying & Fisheries

Status of Manpower for ISS (Northern Zone)

Sl. No.	States	Statistical Investigator/ Assistant/ Inspector		Computer/ Data Entry Operator		Field Officer	
		<i>Sanctioned</i>	<i>In position</i>	<i>Sanctioned</i>	<i>In position</i>	<i>Sanctioned</i>	<i>In position</i>
1	Punjab	3 to 6	0	3 to 6	0	2 to 4	0
2	Haryana	3 to 6	0	3 to 6	0	2 to 4	0
3	Himachal Pradesh	3 to 6	0	3 to 6	2	2 to 4	0
4	Uttarakhand	3 to 6	0	3 to 6	0	2 to 4	0
5	Uttar Pradesh	3 to 6	0	3 to 6	0	2 to 4	0
6	Delhi	2	0	2	0	1	0
7	Chandigarh	2	1	2	1	1	1
8	Jammu & Kashmir	2	0	2	0	1	0
9	Ladakh	2	0	2	0	1	0
10	Meghalaya	2	5	2	2	1	0
11	Rajasthan	3 to 6	0	3 to 6	0	2 to 4	0
12	Lakshadweep	2	0	2	2	1	0



सत्यमेव जयते

Dept. of Animal Husbandry,
Dairying & Fisheries


Status of Manpower under ISS (Northern Zone)

Sl. No.	States	Enumerator			Supervisor/Inspector (one on every 6 to 8 enumerators)	
		<i>Sanctioned</i>	<i>In position</i>	<i>Vacant</i>	<i>Sanctioned</i>	<i>In position</i>
1	Punjab	52	42*	10	8	0
2	Haryana	48	40	8	7	7
3	Himachal Pradesh	27	13	14	4	3
4	Uttarakhand	29	5	24	4	5
5	Uttar Pradesh	168	8	160	24	2
6	Delhi	25	0	25	4	0
7	Chandigarh	2	0	2	1	0
8	Jammu & Kashmir	45	0	45	7	0
9	Ladakh	8	8	0	2	0
10	Meghalaya	27	10	17	4	0
11	Rajasthan	114	37	77	16	13
12	Lakshadweep	2	0	2	1	0



Issues related to ISS, if any

- Timely completion of ISS data collection is utmost required to analyse and release the season wise ISS data on time. National Accounts Division of MoSPI requires these data for their quarterly release of GVA data.
- In order to maintain data quality data collected at enumerator level necessarily be scrutinized at supervisory level.
- Pending units of survey 2024-25 may be completed on priority.
- Post allotted to the States/UTs to be filled urgently. Otherwise, these posts may be in question in next EFC which is due in FY 2025-26.
- First quarter of Survey 2025-26 has been started and need to be completed by 30th June, 2025

<div>  <div> <div>सत्यमेव जयते</div> <div>Dept. of Animal Husbandry, Dairying & Fisheries</div> </div> </div> <div> <div>Funds allocation/release during the FY 2024-25 for ISS</div> </div>						
No	States	Integrated Sample Survey (Rs. In Lakh)				
		Fund Allocated	Fund Concurred	SNA MODULE	SNA SPARSH MODULE	
				Fund released	Mother sanctioned issued	Expenditure against mother sanction
1	Punjab	12.00	12.00	0.00	12.00	0.00
2	Haryana	76.00	72.00	72.00	0.00	0.00
3	Himachal Pradesh	76.76	72.00	72.00	0.00	0.00
4	Uttrakhand	68.00	68.00	60.00	8.00	0.00
5	Uttar Pradesh	50.00	45.00	0.00	45.00	0.00
6	Delhi	--	--	--	NA	NA
7	Chandigarh	21.00	21.00	20.50	NA	NA
8	Jammu & Kashmir	--	--	--	--	--
9	Ladakh	31.00	31.00	23.25	NA	NA
10	Meghalaya	50.00	25.00	0.00	25.00	22.50
11	Rajasthan	160.00	100.00	40.00	60.00	0.00
12	Lakshadweep	--	--	--	NA	NA



Status of Annual Action Plan 2025-26

Rs. In Lakhs

Sl. No	State/UTs	State Estimation			AHS Division Estimation		
		LC	ISS	Total	LC	ISS	Total
1	Punjab	870.07	86.08	9,56.15	5,20.00	20.00	5,40.00
2	Haryana	10,54.01	1,56.28	12,10.29	2,40.00	90.00	3,30.00
3	Himachal Pradesh	312.90	87.50	400.40	2,40.00	1,20.00	3,60.00
4	Uttar Pradesh	70,77.52	4,76.10	75,53.62	32,00.00	90.00	32,90.00
5	Uttarakhand	4,61.62	73.84	5,35.46	2,80.00	90.00	3,70.00
6	Delhi	5,42.26	32.24	5,74.50	3,20.00	30.00	3,50.00
7	Chandigarh	31.82	36.50	68.32	24.00	35.00	59.00
8	Jammu & Kashmir	4,07.00	3,38.16	7,45.16	4,00.00	30.00	4,30.00
9	Ladakh	1,95.26	62.08	2,57.34	40.00	32.00	72.00
10	Meghalaya	3.09	80.85	83.94	1,40.00	2,20.00	3,60.00
11	Rajasthan	24,29.64	6,56.10	30,85.74	15,00.00	3,60.00	18,60.00
12	Lakshadweep	1,60.24	1,89.46	3,49.71	2.00	5.00	7.00



सत्यमेव जयते

Dept. of Animal Husbandry,
Dairying & Fisheries

Thank you