

National Livestock Mission



Regional Review Meeting of North Eastern States

07.03.2025

Fund Released under NLM (Rs. in lakhs)

S No.	States	2022-23	2023-24	2024-25
1	Arunachal Pradesh	261.85	523.70	181.25
2	Assam	0.00	0.00	Mother sanction of 400.00 lakhs issued
3	Manipur	0.00	0.00	0.00
4	Meghalaya	0.00	0.00	0.00
5	Mizoram	0.00	201.99	0.00
6	Nagaland	0.00	50.00	193.90
7	Sikkim	93.21	93.21	0.00
8	Tripura	0.00	183.47	0.00

Unspent Balance under NLM (Rs. In lakhs)

S No	States	Upto 2023-24	2024-25	Cumulative Unspent Balance	Status of On boarding to SNA SPARSH	Status of Mother Sanction	Remarks
1	Arunachal Pradesh	0.00	86.25	86.25	Will be due from 1 st April 2025	-	-
2	Assam	136.07	0.00	136.07	Yes	Issued for 400.00 lakhs	Either submit UC or refund the unspent balance
3	Manipur	0.00	0.00	0.00	No	-	
4	Meghalaya	108.81	0.00	108.81	Yes	-	Either submit UC or refund the unspent balance
5	Mizoram	55.22	0.00	55.22	Yes	-	
6	Nagaland	0.00	118.90	118.90	Will be due from 1 st April 2025	-	-
7	Sikkim	99.51	0.00	99.51	No	-	Either submit UC or refund the unspent balance
8	Tripura	215.63	0.00	215.63	Yes	-	

Arunachal Pradesh

2024-25

- Fund released – Rs. **181.25 lakh**
- Unspent balance – **86.25 lakh**
- SNA SPARSH – will be due from 1st April 2025

Progress of Implementation of scheme : 2024-25

S. No	Components	Units (Nos)	Central Share released (lakhs)	Progress
1.	Fodder production from Non-forest Wasteland / Grassland /Non arable land	112 ha	90.72	Under progress
2.	Livestock mela at district level	50 blocks	45.00	Under process
3.	Livestock Insurance	460 cattle units	9.73	
4.	Administrative cost for EDP	-	35.8	
	Total		181.25	

Arunachal Pradesh

2025-26

Annual Action Plan

(Received on 3-3-2025)

S.No.	Component	Details of the proposal		Details of the Recommendation
		Total Project Cost (lakh)	Central Share (lakhs)	
1	Establishment of Pig Semen Collection & Processing laboratory	196.60	177.00	Recommended 177.00 lakhs
2	Import of Pig Germplasm (8 units including 8 Boars + 80 Sows) from UK	168.00	151.2	Recommended 151.2 lakhs in Principle depending on the situation of ASF.
3	Strengthening and procurement of Assam Hill Goat breed in Govt Goat Farm, Mekhaliang	100.00	90.0	Not Recommended
4	Establishment of Pashmina Goat Farm	200.00	180.0	Not Recommended
5	Livestock Insurance (5000 Cattle units)	233.80	210.42	Recommended 107.69 lakhs
6	Fodder Development in Community land (1350 ha)	1485.00	1485.00	Recommended 1336.5 lakhs
7	Fodder Development in Govt. Farm (200 ha)	180.00	180.00	Recommended 162.0 lakhs

<div>2025-26</div> <div>Annual Action Plan</div> <div>(Received on 3-3-2025)</div>				
S.No.	Component	Details of the proposal		Details of Recommendation (lakhs)
		Total Project Cost (lakh)	Central Share (lakhs)	
8	Fodder Development in Individual Farmers (216 ha)	118.80	118.80	Recommended 106.92
9	Extension Activities			
9.1	District level Mela (27 nos) for 27 district	81.00	72.90	Not Recommended
9.2	Block level Mela (for 120 blocks)	120	108	Not Recommended
9.3	State Level Mela	5.00	4.50	Recommended 2.7 lakhs (1 mela)
9.4	State Level Seminar (for 3 nos.)	15.00	13.50	Recommended 2.7 lakhs (1 seminar)
9.5	Farmers Exposure visit within the state for 20 progressive farmers from each district	27.00	24.30	Not Recommended
9.6	Farmers Exposure visit outside the state for 10 progressive farmers from each district	54.00	48.60	Not Recommended
9.7	Training to Entrepreneurs/ individuals (180 nos.) on Scientific Poultry, Goat and Pig rearing for 15 days	25.20	25.20	Recommended 25.2 lakhs
10	Administrative Cost for the EDP	100.00	100	Recommended 100.00 lakhs
	Total	3482.04		2171.91

Recommended Central Share is 2171.91 Lakhs

Assam

2024-25

- Mother sanction issued – Rs. 400 Lakhs
- Unspent balance – **136.07 lakh**
- Onboarded to SNA SPARSH

Progress of Implementation : 2024-25

S. No	Components	Unit (Nos)	Mother sanction issued (lakhs)	Status
1.	Livestock Insurance	11300 Cattle units	300.00	Tender to be finalized
2.	Establishment of Regional Semen Production Laboratory	1	100.00	Tender to be finalized
	Total		400.00	

Assam

2025-26

Annual Action Plan

(Received on 3-3-2025)

S.No.	Component	Details of the proposals		Details of Recommendation (lakhs)
		Total Project Cost (lakh)	Central Share (lakhs)	
1	Livestock Insurance (1 lakh cattle unit)	10101.44	7875.43	Recommended 1965.00 lakhs
2	Establishment of Regional Semen Production Laboratory	389.98	350.98	Recommended 337.29 lakhs
3	Semen Bank for Sheep and Goat	10.00	10.00	Recommended 10.00 lakhs
4	Piggery Development in NER	156.10	140.49	Not Recommended
5	Import of Germplasm	200.00	180.00	Not Recommended
6	Training & Capacity Building	583.50	583.50	Recommended 583.50 lakhs

2025-26**Annual Action Plan for Assam****(Received on 3-3-2025)**

S.No.	Component	Details of the proposal		Details of the Recommendation (lakhs)
		Total Project Cost (lakh)	Central Share (lakhs)	
7	Training & Capacity Building	3.91	3.91	Not Recommended
8	Fodder Production from non-forest wasteland/ rangeland/ non-arable land	479.59	431.63	Recommended 419.05 lakhs
9	Fodder Seed Production	100	100.00	Detailed action plan is required for appraisal
10	Fodder Seed Production	100	100.00	
11	IEC Proposals	200	180.00	Not Recommended
12	Administrative cost under EDP	105	105	Recommended 105 .00
	Total	12325.57	9956.99	3419.84 lakhs

Recommended Central Share is 3419.84 Lakhs

Manipur

2024-25

- Fund released – Nil
- Unspent balance – Nil
- Not onboarded to SNA SPARSH

2025-26

Annual Action Plan

(Received on 4-3-2025)

S.No.	Component	Details of the proposal		Details of the Recommendation (lakhs)
		Total Project Cost (lakh)	Central Share (lakhs)	
1	Training Programme on Scientific Rearing of Goat	193.88	193.88	Recommended 193.88 lakhs
2	Training Programme on Scientific Rearing of Pig	563.30	563.30	Recommended 563.30 lakhs
3	Training Programme on Scientific Poultry Management	293.44	293.44	Recommended 293.44 lakhs
4	Fodder Production	135.00	101.25	Recommended 101.25 lakhs
	Total	1185.62	1151.87	1151.87 lakhs

Recommended Central Share is 1151.87 Lakhs

Meghalaya

2024-25

- Fund released – Nil
- Unspent balance – 108.81 lakhs
- Onboarded to SNA SPARSH

2025-26 Annual Action Plan				
S.No.	Component	Details of the proposal		Details of Recommendation (lakhs)
		Total Project Cost (lakh)	Central Share (lakhs)	
1	Livestock Insurance (3.02 lakhs cattle units)	9276.82	4748.09	Recommended 3303.75 (1 lakhs cattle unit)
2	Fodder Production in Community Land (200 ha)	50.00	45.00	Recommended 200.00 lakhs
3	Fodder Seed Production / Procurement and Distribution	55.00	49.50	Detailed action plan is required for appraisal
4	Plantation of Fodder crop in abandoned coal mine in Jaintia Hills District.	1000.00	900.00	
5	Administrative cost for NLM-EDP	24.00	24.00	Recommended 24.00 lakhs
	Total	10405.82	5766.59	3527.75

Recommended Central Share is 3527.75 Lakhs

Mizoram

2024-25

- Fund released – Nil
- Unspent balance – **55.22 lakhs**
- Onboarded to SNA SPARSH

2025-26 Annual Action Plan (Received on 3-3-2025)				
S.No.	Component	Details of the proposal		Details of Recommendation
		Total Project Cost (lakh)	Central Share (lakh)	
1	Establishment of Pig nucleus semen station	500	450.00	Recommended 150.00 lakhs
2	Insurance (6200 cattle units)	553.51	498.16	Recommended 86.25 lakhs (4000 cattle units)
3	Fodder Production (690 ha)	626	556.00	Recommended 571.18 lakhs
4	Promotional campaign	100	90.00	Not Recommended (Details ?)
5	Administrative Cost	105	105.00	Recommended 105.00
	Total	1884.51	1699.16	912.43

Recommended Central Share is 912.43 Lakhs

Nagaland

2024-25

- Fund released – **Rs. 193.90 lakh**
- Unspent balance – **Rs. 118.90 lakh**
- Onboarding to SNA SPARSH will be due from 1st April 2025

Progress of Implementation 2024-25

S. No	Components	Unit (Nos)	Central Share released (lakhs)	Progress
1	Administrative Cost (EDP)		86.73	Under Process
2	Training of farmers	942 Farmers	25.00	Completed for 641 farmers
3	Moringa cultivation/Indigenous fodder sapling	45 ha	44.17	Under process
4	IEC support for livestock extension	10 districts	16.00	
5	Livestock Insurance	1673 cattle units	22.00	
	Total		193.90	

Nagaland

2025-26

Annual Action Plan

(Received on 3-3-2025)

S.No.	Component	Details of the proposal		Details of the Recommendation (lakh)
		Total Project Cost (lakh)	Central Share (lakh)	
1	Import of exotic black Bengal goat germplasm	52.68	47.412	Not Recommended
2	Administrative cost	105.00	105.00	Recommended 105.00
3	Assistance for fodder seed production	39.125	39.125	Detailed action plan is needed for appraisal
4	Extension Activities	350.625	320.02	

S.No.	Component	Details of the proposal		Details of Recommendation (lakh)
		Total Project Cost (lakh)	Central Share (lakh)	
5.	Animal Husbandry and Animal Awareness Month			
i	IEC – State level	8.83	7.947	Recommended 430.434
ii	IEC – District level	21.76	19.584	
iii	IEC – Block level	64.38	57.942	
iv	Training and capacity – state level	12.96	12.96	
v	Training and capacity – District level	79.56	79.56	
vi	Training and capacity – District level	179.82	179.82	
vii	Livestock Mela – State Level	11.55	10.35	
viii	Training and Capacity – District level	69.19	62.271	
6	Livestock Insurance (5000 cattle units)	219.00	207.10	Recommended 78.60 Lakh
	Total	1214.480	1149.091	614.034 lakh

Recommended Central Share is 614.034 Lakhs

Sikkim

2024-25

- Fund released – Nil
- Unspent balance – **Rs. 99.51 lakh**
- Not onboarded to SNA SPARSH

2025-26		Annual Action Plan		(Received on 3-3-2025)
S.No.	Components	Details of the proposal		Details of Recommendation (lakhs)
		Total project cost (Lakhs)	Central Share (lakhs)	
1	Import of Pig Germplasm	100.00	90.00	Source may be specified
2	Rejuvenation and Fodder cultivation cum conservation in Govt. farms/Gaushala	45.0	40.50	Recommended 4.05 lakhs
3	Grassland development & fodder Reserve in Gochar land / Community land in mangan district	510.0	459.00	Recommended 1.18 lakhs
4	Grassland development & fodder Reserve in Gochar land/community land in soreng & Gyalzing districts	420.0	378.00	Recommended 1.18 lakhs
5	Purchase of farm machineries & equipments (Brush cutter + power tiller + chaff cutter – cum pulverizer machine)	126.39	113.805	Not Recommended

S.No.	Component	Details of the proposal		Details of Recommendation (lakh)
		Total Project Cost (lakhs)	Central Share (lakhs)	
6	Livestock Insurance (2000 cattle unit)	100.00	90.00	Recommended 43.13 lakh
7	Training & Skill Development activities	170.00	170.00	Recommended 213.32 lakh
8	Awareness and orientation camps	12.00	12.00	
9	Calf Rallies and livestock shows	31.32	31.32	
10	Strengthening of MIS	15.00	15.00	Not Recommended
11	Proximate analysis of seasonal locally available pig feed resources in sikkim	200.0	200.0	Not recommended
12	Hydroponics fodder production –an alternative support for Hilly terrain livestock	240.20	240.20	
13	Popularizing of Ethnoveterinary practices among the veterinary officers and demonstration	688.62	688.62	
14	Administrative cost for EDP -NLM	5.00	5.00	Recommended 5.00
	Total	2663.53	2533.445	267.86

Recommended Central Share is 267.86 Lakhs

Tripura

2024-25

- Fund released – Nil
- Unspent balance – **Rs. 215.63 lakh**
- Onboarded to SNA SPARSH

2025-26

Annual Action Plan

(Received on 3-3-2025)

S.No.	Component	Details of the proposal		Details of the Recommendation (lakh)
		Total Project Cost (lakh)	Central Share (lakh)	
1	Training & Capacity Building	98.00	98.00	Recommended 98.00 lakhs
2	Livestock Mela	77.00	69.30	Detailed action plan is required for appraisal
3	Seminars	77.00	69.30	

Tripura

Annual Action Plan 2025-26

S.No.	Component	Details of the proposal		Details of the Recommendation (lakh)
		Total Project Cost (lakh)	Central Share (lakh)	
4	Promotion of Animal Husbandry Activity	30.00	27.00	Recommended 27.0 lakhs
5	Display of Hoarding	40.00	36.00	Recommended 36.00 lakhs
6	Exposure visit of Livestock Extension Facilitators	7.50	6.75	Not Recommended
7	Exposure visit of Livestock Farmers	30.00	27.00	Not Recommended
8	Mobile awareness facilitation unit	108.00	97.20	Not Recommended
9	Administrative Cost	105.00	105.00	Recommended 105.0

Tripura

Annual Action Plan 2025-26

S.No.	Component	Details of the proposal		Details of the Recommendation (lakh)
		Total Project Cost (lakh)	Central Share (lakh)	
10	Fodder production in Govt Farms & Goshala	19.50	17.55	Recommended 17.55 lakhs
11	Fodder Production from Forest Land	30.833	27.75	Recommended 27.75
12	Fodder Production in Individual farmers land	15.889	14.30	Recommended 14.30
13	Livestock Insurance (2500 Cattle units)	1321.90	1045.96	Recommended 413.79
	Total	1960.62	1641.11	739.39

Recommended Central Share is 739.39 Lakhs

Livestock Insurance Status of NER states

States	Milch animal population	2% of Milch animal population (in Lakh)	Insurance Done in 2023-24 (In nos.)	Insurance Done in 2024-25 (In nos.)	Action Plan Approved for FY 2025-26 (Rs. in Lakh)	No. of Cattle approved (in nos.)	Fund Released for Insurance activity 2024-25 (Rs. in lakh)	Unspent Balance as on date (Rs. in lakh)
Arunachal Pradesh	78,115	1,562	0	0	107.69	5000	9.73	9.73
Assam	3,48,182	69,623	0	0	1965.00	100000	300.00	300.00
Manipur	64,281	1,286	0	300	Yet to Receive	-	0.00	0.00
Meghalaya	2,48,626	4,973	0	5523	3303.75	100000	0.00	0.00
Mizoram	16,457	329	746	0	86.25	4000	0.00	0.00
Nagaland	17,416	348	0	2000	78.60	4000	22.00	22.00
Sikkim	61,459	1,229	0	1842	43.13	2000	51.80	51.80
Tripura	2,75,597	5,512	0	0	413.79	25000	0.00	0.00
Total	11,10,133	84,862	746	9665	5998.21	2,40,000	383.53	

Livestock Insurance Status of NER states

States	Empanelled Insurance Company	Proposal Status (FY 2025-26)
Arunachal Pradesh	Hindustan Insurance Brokers Limited	Proposal received
Assam	Empanelment under process	Proposal received
Manipur	-	No proposal received
Meghalaya	Empanelment process yet to start	Proposal received
Mizoram	Empanelment process yet to start	Proposal received
Nagaland	National Insurance Company	Proposal received
Sikkim	Future Generali India Insurance Company	Proposal received
Tripura	Empanelment under process	Proposal received

Progress under Fodder Task force

S No	States	Status of creation	Activities
1	Arunachal Pradesh	Yes	-
2	Assam	Yes	A 7 year programme –'Assam Fodder Mission' is proposed
3	Manipur	Yes	-
4	Meghalaya	Yes	-
5	Mizoram	Yes	-
6	Nagaland	Yes	-
7	Sikkim	Yes	Propagation of local tree fodders, Rejuvenation of local grass etc...
8	Tripura	Yes	Fodder cultivation in forest areas, State fodder resources programme

Action Needed

States	Action required
All NER sates	<ol style="list-style-type: none">1. Augmenting the activities under Fodder task Force and reporting to DAHD2. Ensure to procure only Certified seeds for fodder production programmes.3. Source of Procurement shall be reported to DAHD
All NER sates	Enhancing the penetration of livestock insurance with a minimum target of 2 % Milch Animals
All NER states	Details of Extension activities to be uploaded in DAHD Dashboard
Manipur & Sikkim	To expedite the process of onboarding to SNA SPARSH
Assam, Arunachal Pradesh & Nagaland	To submit the physical progress of ongoing scheme

Thank You!



सत्यमेव जयते

**Dept. of Animal Husbandry,
Dairying & Fisheries**

National Livestock Mission Entrepreneurship Development Program

National Livestock Mission- Entrepreneurship Development Program

Activities under NLM EDP



Entrepreneurship Development

(Sheep/Goat, Rural Poultry, Piggery, Camel, Horse & Donkey)



Feed and Fodder Development

(Hay, TMR, Silage & Block Making)



Seed Processing and Grading Infrastructure

Implementing Agencies

- State Implementing Agencies
- Department of Animal Husbandry and Dairying, Government of India

Fund Channelizing Agency

- Small Industries Development Bank of India (SIDBI)

Pattern of Assistance

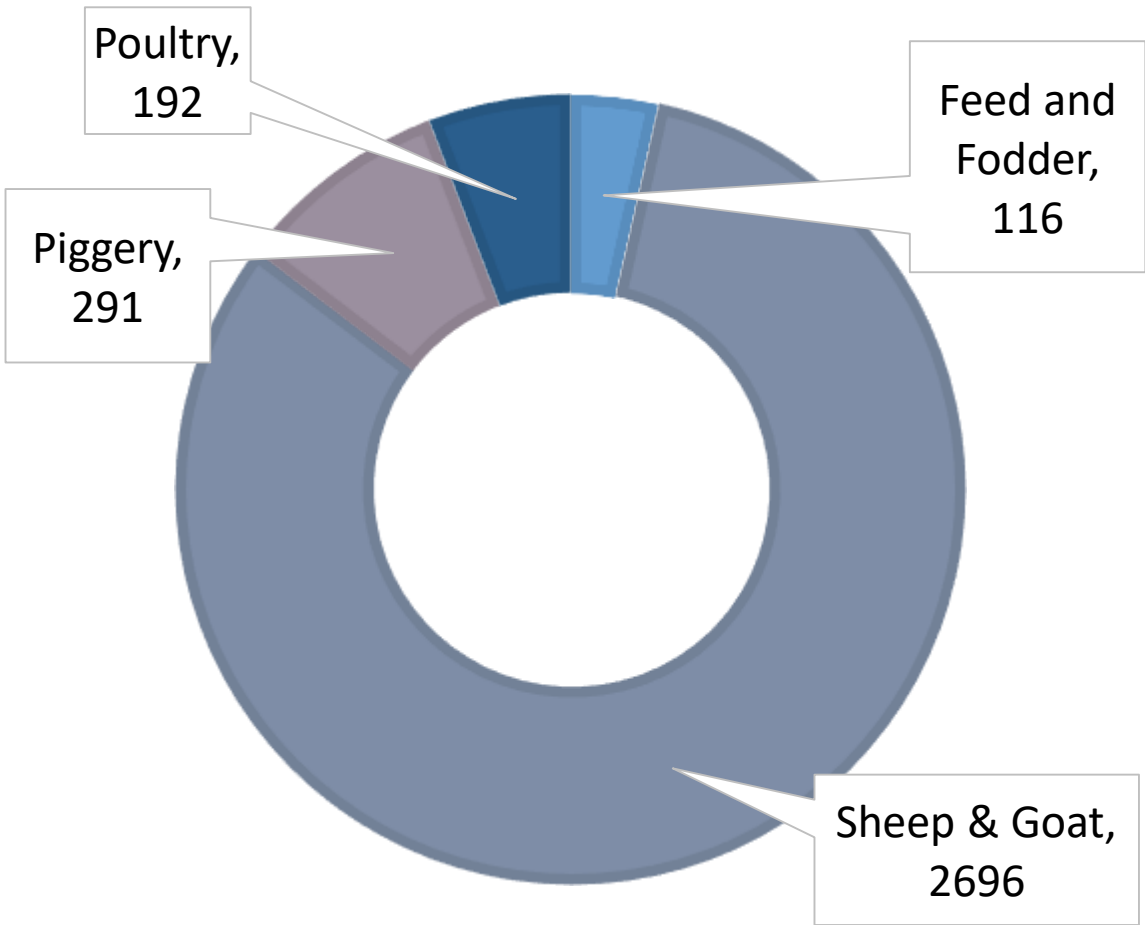
- 50% capital subsidy in two equal instalments

The background features a series of concentric circles in shades of blue and purple, centered around the text. A thick, wavy line in shades of blue and purple curves across the bottom right of the image.

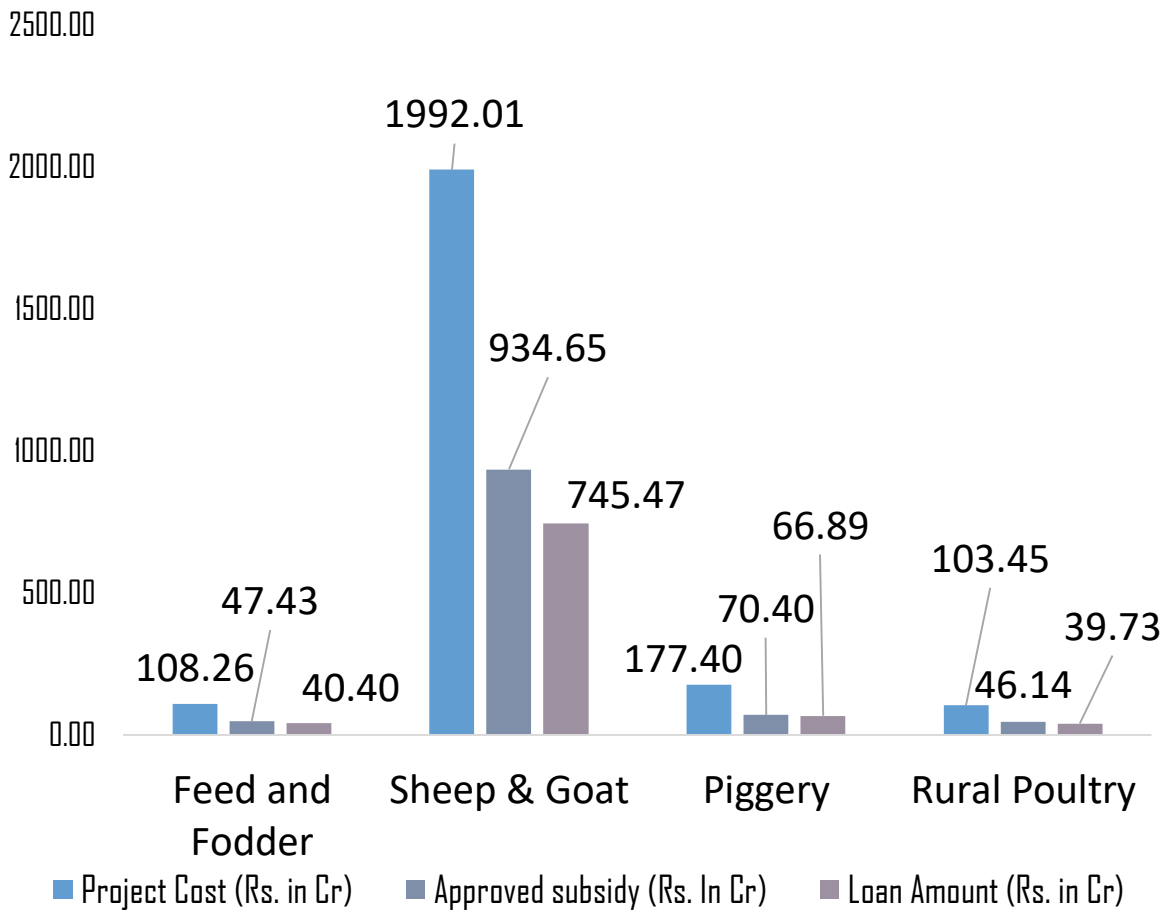
Progress of DAHD approved projects

NLM-EDP DAHD Approved Applications Status

Category Wise NLM EDP Approved Projects



DAHD Approved Projects



Total DAHD approved project - 3295
Total cost of Projects - Rs 2381.12 Cr

Total Loan Amount - Rs 892.48 Cr
Total Approved Subsidy - Rs 1098.63 Cr

NLM EDP Subsidy release status

Project Types	Projects 1 st subsidy	1 st instalment Subsidy Released*	Projects 2 nd Subsidy	2 nd instalment Subsidy Released*	Total Subsidy*
Feed and Fodder	49	10.31	7	1.38	11.68
Small Ruminant (sheep & goat)	1080	218.70	76	14.58	233.28
Piggery	166	21.53	19	2.66	24.19
Rural Poultry	91	11.05	8	0.86	11.91
Grand Total	1386	261.58	110	19.48	281.06

*Fig in Cr.

In total 1386 Projects have received a total subsidy of Rs 281.06 Cr

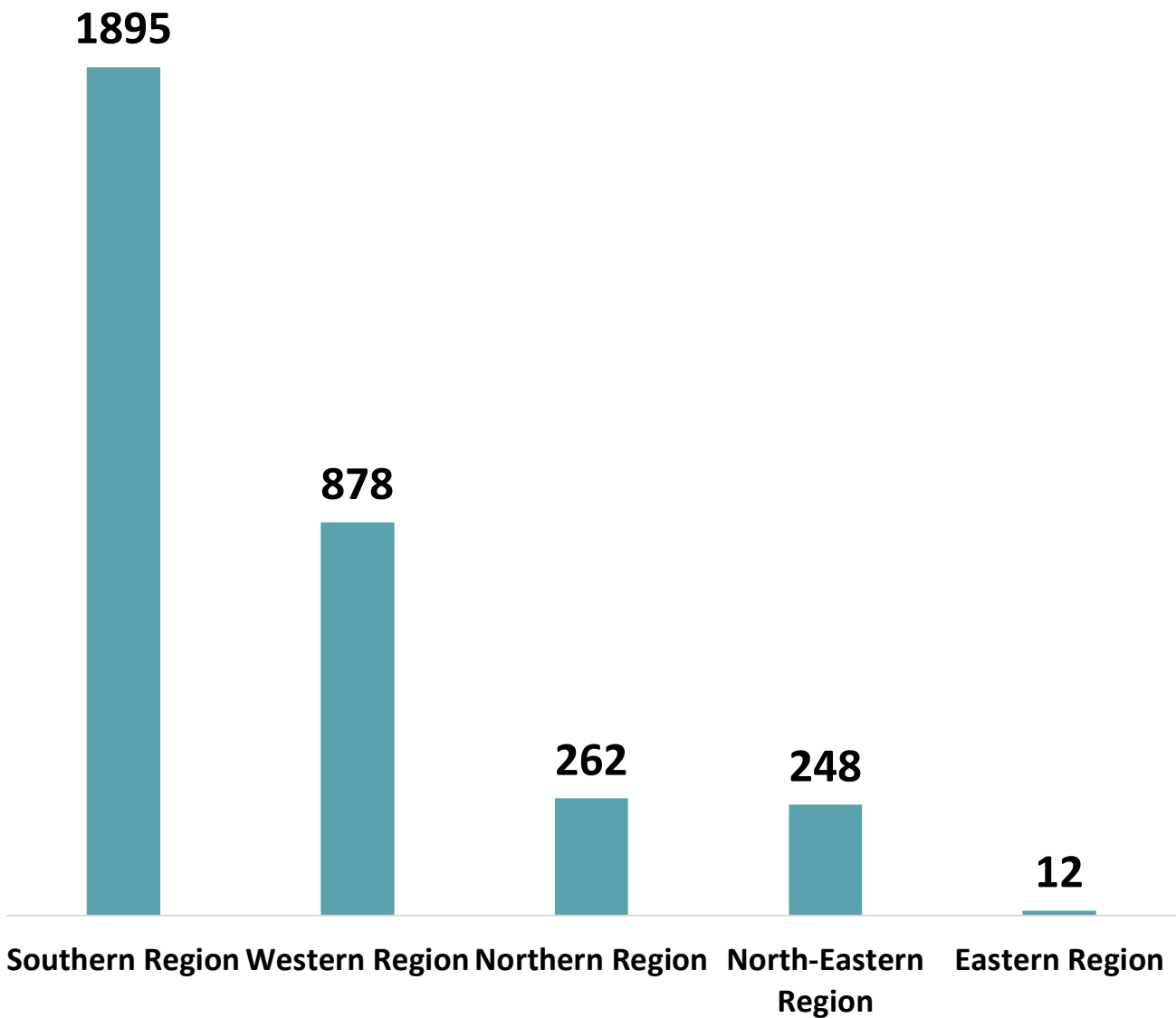
110 Projects received 2nd instalment of subsidy are fully functional.

The background features a series of concentric circles in shades of blue and purple, with a wavy line in shades of purple and teal on the right side.

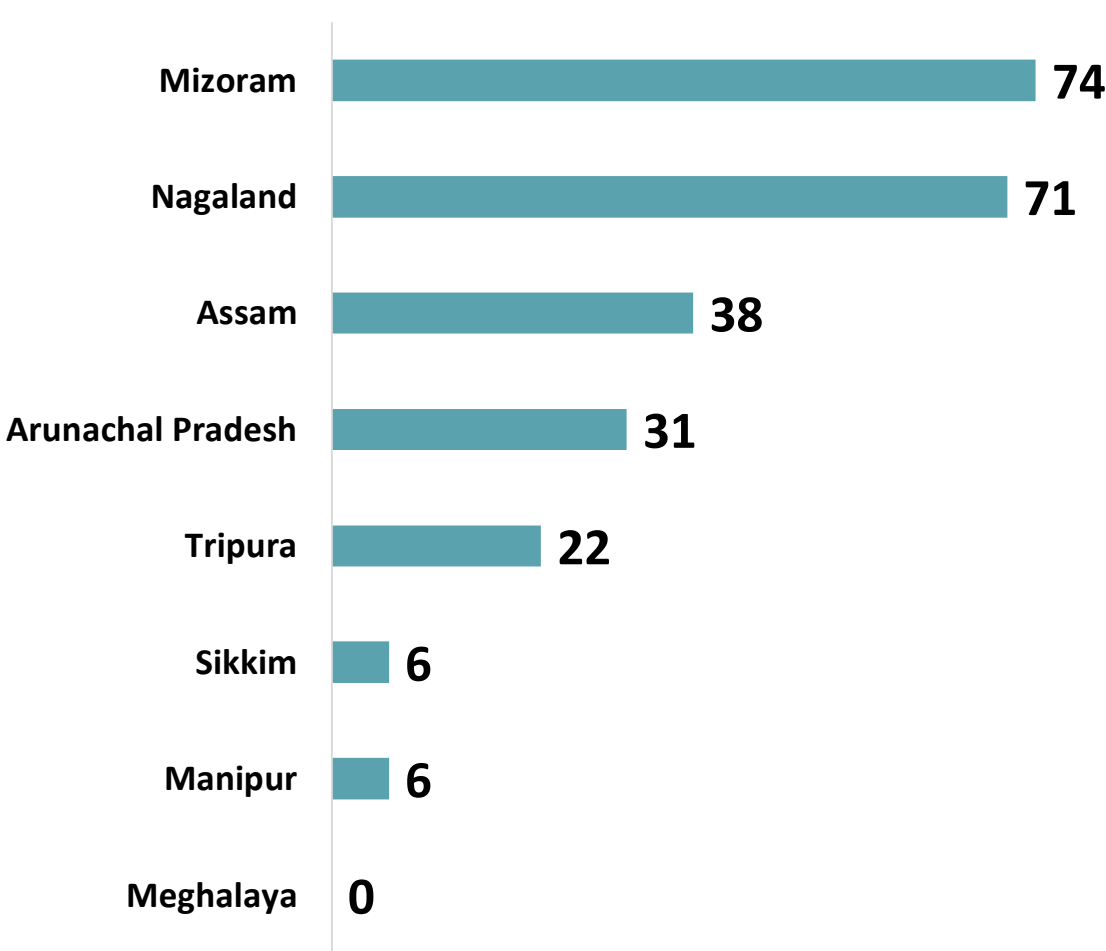
Performance Review for North-eastern States

State wise Performance Comparison

Region Wise Approved Projects



DAHD Approved Projects for NER



Total Projects approved by DAHD of North-eastern Region: 248

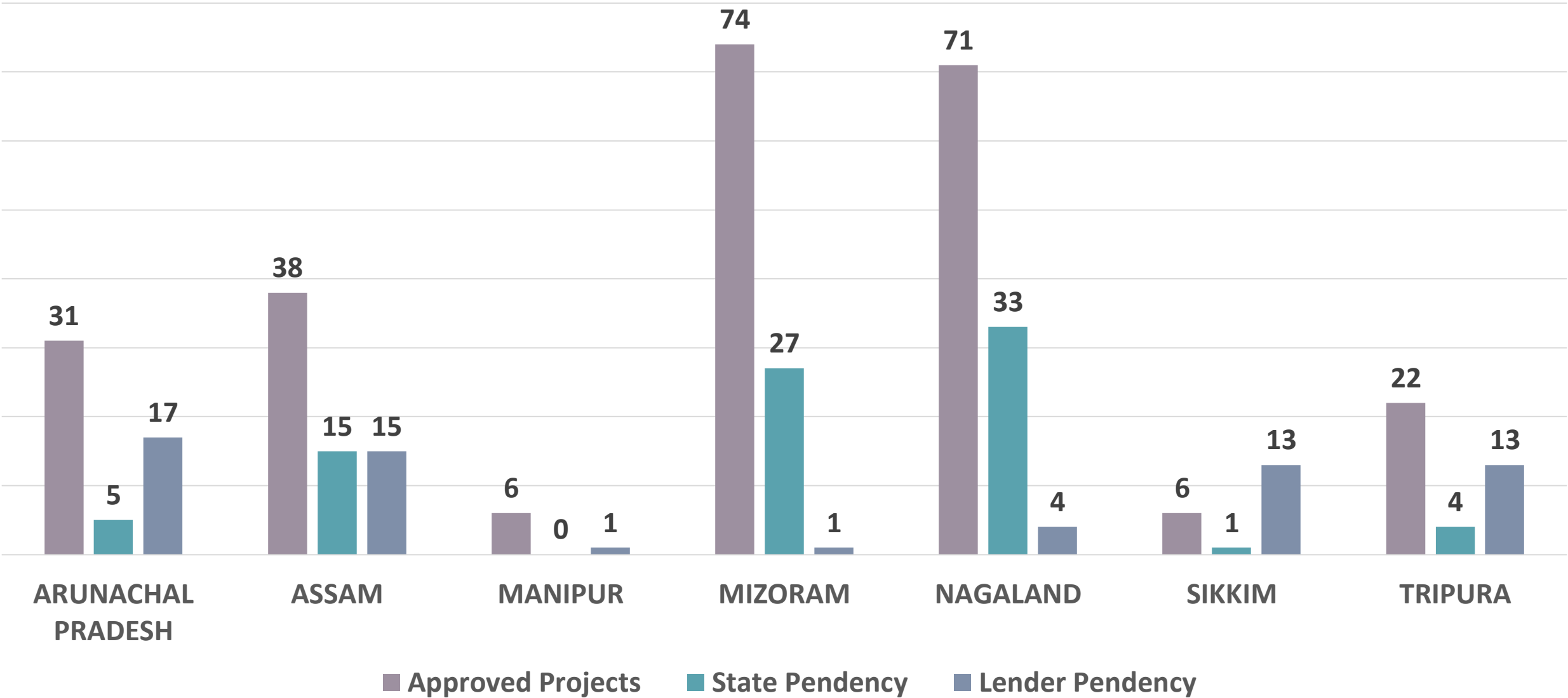
NER Status

Projects Approved by DAHD							
State	Approved Projects	Project Cost*	Loan Amount*	Approved Subsidy*	Projects received 1st Instalment Subsidy	Projects received 2nd Instalment Subsidy	Total Subsidy Released*
Assam	38	25.4	9.64	9.79	18	2	3.60
Arunachal Pradesh	31	20.83	8.52	8.33	25	0	3.36
Manipur	6	2.2	1	0.6	0	0	0
Meghalaya	0	0	0	0	0	0	0
Mizoram	74	48.7	23.8	17.8	51	7	8.10
Nagaland	71	32.5	2.55	15.6	40	0	4.81
Sikkim	6	3.44	1.51	1.55	2	0	0.25
Tripura	22	17.2	6.89	6.44	14	2	2.42
Grand Total	248	150.29	53.88	60.16	150	11	22.53

Fig in Cr*

State wise Performance Comparison

Pendency After DAHD Approval



Assam

Projects Approved by DAHD						
Project	No. of Approved Project	Project Cost*	Loan Amount*	Approved Subsidy*	No. of Projects Subsidy Released	Subsidy Released*
Goat	21	15.76	6.13	5.99	10	2.46
Piggery	12	7.43	2.58	2.93	6	0.97
Poultry	5	2.22	0.92	0.87	2	0.17
Grand Total	38	25.41	9.64	9.79	18	3.60

Fig in Cr*

A total of 2 proposals (1 in Goat and 1 in Piggery) received 2nd instalment of subsidy which amounts to Rs 0.33 Cr.

Assam: State Pendency

State Pendency					
Before approval of projects by DAHD					
SIA Pending			Pending for SLEC approval		
No. of Application	Project Cost*	Subsidy Amount*	No. of Application	Project Cost*	Subsidy Amount*
71	35.82	16.10	2	1.23	0.58
Fig in Cr*					

After approval of projects by DAHD								
Pending for SIA Milestone 1			Pending for SIA Milestone 2			First Installment Release Returned		
No. of Application	Project Cost*	Subsidy Amount*	No. of Application	Project Cost*	Subsidy Amount*	No. of Application	Project Cost*	Subsidy Amount*
7	2.76	1.14	8	5.93	2.46	2	1.07	0.35

Fig in Cr*

Assam: Lender Pendency

Lender's Pendency								
Before Approval of Projects			After Approval of Projects by the DAHD					
Pending for Loan Sanction			Pending for Loan disbursement			Pending for final loan disbursement		
No. of Applications	Project Cost*	Subsidy Amount*	No of Applications	Project Cost*	Subsidy Amount*	No of Applications	Project Cost*	Subsidy Amount*
59	31.60	13.42	7	4.27	1.89	8	7.94	2.43
Fig in Cr*								

Arunachal Pradesh

Projects Approved by DAHD						
Project	No. of Approved Project	Project Cost*	Loan Amount*	Approved Subsidy*	No. of Projects Subsidy Released	Subsidy Released*
Goat	8	5.81	2.15	2.75	7	1.27
Piggery	22	14.09	5.97	5.37	18	2.09
Poultry	1	0.92	0.40	0.22	0	0.00
Grand Total	31	20.83	8.52	8.33	25	3.36

Fig in Cr*

Arunachal Pradesh

Projects Approved by DAHD						
Project	No. of Approved Project	Project Cost*	Loan Amount*	Approved Subsidy*	No. of Projects Subsidy Released	Subsidy Released*
Goat	8	5.81	2.15	2.75	7	1.27
Piggery	22	14.09	5.97	5.37	18	2.09
Poultry	1	0.92	0.40	0.22	0	0.00
Grand Total	31	20.83	8.52	8.33	25	3.36

Fig in Cr*

Arunachal Pradesh: State Pendency

State Pendency					
Before approval of projects by DAHD					
SIA Pending			Pending for SLEC approval		
No. of Application	Project Cost*	Subsidy Amount*	No. of Application	Project Cost*	Subsidy Amount*
51	35.84	16.25	8	5.26	2.30
Fig in Cr*					

After approval of projects by DAHD		
Pending for SIA Milestone 2		
No. of Application	Project Cost*	Subsidy Amount*
5	4.05	2.02
Fig in Cr*		

Arunachal Pradesh: Lender Pendency

Lender's Pendency								
Before Approval of Projects			After Approval of Projects by the DAHD					
Pending for Loan Sanction			Pending for Loan disbursement			Pending for final loan disbursement		
No. of Applications	Project Cost*	Subsidy Amount*	No of Applications	Project Cost*	Subsidy Amount*	No of Applications	Project Cost*	Subsidy Amount*
178	117.35	54.52	1	0.92	0.22	16	9.76	3.75

Fig in Cr*

Manipur

Projects Approved by DAHD						
Project	No. of Approved Project	Project Cost*	Loan Amount*	Approved Subsidy*	No. of Projects Subsidy Released	Subsidy Released*
Piggery	6	2.20	1.00	0.60	0	0
Grand Total	6	2.20	1.00	0.60	0	0

Fig in Cr*

Manipur: State Pendency

State Pendency					
Before approval of projects by DAHD			After approval of projects by DAHD		
SIA Pending			First Installment Release Returned		
No. of Application	Project Cost*	Subsidy Amount*	No. of Application	Project Cost*	Subsidy Amount*
15	7.41	2.50	5	1.50	0.36
Fig in Cr*					

Manipur: Lender Pendency

Lender's Pendency					
Before Approval of Projects			After Approval of Projects by the DAHD		
Pending for Loan Sanction			Pending for Loan disbursement		
No. of Applications	Project Cost*	Subsidy Amount*	No of Applications	Project Cost*	Subsidy Amount*
4	1.72	0.53	1	0.7	0.24
Fig in Cr*					

Meghalaya: State Pendency

State Pendency					
Before approval of projects by DAHD					
SIA Pending			Pending for SLEC approval		
No. of Application	Project Cost*	Subsidy Amount*	No. of Application	Project Cost*	Subsidy Amount*
50	9.82	3.94	1	1.67	0.50
Fig in Cr*					

Meghalaya: Lender Pendency

Lender's Pendency		
Before Approval of Projects		
Pending for Loan Sanction		
No. of Applications	Project Cost*	Subsidy Amount*
2	0.14	0.07
Fig in Cr*		

Projects Approved by DAHD						
Project	No. of Approved Project	Project Cost*	Loan Amount*	Approved Subsidy*	No. of Projects Subsidy Released	Subsidy Released*
Goat	1	0.28	0.16	0.10	0	0
Piggery	73	48.44	23.62	17.74	51	8.10
Grand Total	74	48.72	23.77	17.84	51	8.10
Fig in Cr*						

A total of 7 proposals in Piggery received 2nd instalment of subsidy which amounts to Rs 1.05 Cr.

Mizoram: State Pendency

State Pendency					
Before approval of projects by DAHD					
SIA Pending			Pending for SLEC approval		
No. of Application	Project Cost*	Subsidy Amount*	No. of Application	Project Cost*	Subsidy Amount*
2	0.95	0.45	1	0.30	0.15
Fig in Cr*					

After approval of projects by DAHD								
Pending for SIA Milestone 1			Pending for SIA Milestone 2			First Installment Release Returned		
No. of Application	Project Cost*	Subsidy Amount*	No. of Application	Project Cost*	Subsidy Amount*	No. of Application	Project Cost*	Subsidy Amount*
9	4.48	1.65	19	14.37	5.25	4	1.60	0.45

Fig in Cr*

Mizoram: Lender Pendency

Lender's Pendency								
Before Approval of Projects			After Approval of Projects by the DAHD					
Pending for Loan Sanction			Pending for Loan disbursement			Pending for final loan disbursement		
No. of Applications	Project Cost*	Subsidy Amount*	No of Applications	Project Cost*	Subsidy Amount*	No of Applications	Project Cost*	Subsidy Amount*
72	37.51	13.78	3	1.55	0.55	22	16.05	6.00
Fig in Cr*								

Nagaland

Projects Approved by DAHD						
Project	No. of Approved Project	Project Cost*	Loan Amount*	Approved Subsidy*	No. of Projects Subsidy Released	Subsidy Released*
Goat	11	5.00	0.00	2.44	7	0.92
Piggery	55	24.96	2.55	12.03	32	3.75
Poultry	5	2.50	0.00	1.13	1	0.13
Grand Total	71	32.46	2.55	15.61	40	4.8

Fig in Cr*

Nagaland: State Pendency

State Pendency		
Before approval of projects by DAHD		
Pending for SLEC approval		
No. of Application	Project Cost*	Subsidy Amount*
4	1.20	0.60
Fig in Cr*		

After approval of projects by DAHD					
Pending for SIA Milestone 1			Pending for SIA Milestone 2		
No. of Application	Project Cost*	Subsidy Amount*	No. of Application	Project Cost*	Subsidy Amount*
1	0.3	0.15	32	15.10	7.36
Fig in Cr*					

Nagaland: Lender Pendency

Lender's Pendency								
Before Approval of Projects			After Approval of Projects by the DAHD					
Pending for Loan Sanction			Pending for Loan disbursement			Pending for final loan disbursement		
No. of Applications	Project Cost*	Subsidy Amount*	No of Applications	Project Cost*	Subsidy Amount*	No of Applications	Project Cost*	Subsidy Amount*
27	13.50	6.75	3	1.50	0.75	2	1.20	0.60

Fig in Cr*

Projects Approved by DAHD						
Project	No. of Approved Project	Project Cost*	Loan Amount*	Approved Subsidy*	No. of Projects Subsidy Released	Subsidy Released*
Goat	1	0.82	0.40	0.39	0	0.00
Piggery	5	2.62	1.11	1.16	2	0.25
Grand Total	6	3.44	1.51	1.55	2	0.25

Fig in Cr*

Sikkim: State & Lender Pendency

State Pendency		
After approval of projects by DAHD		
Pending for SIA Milestone 1		
No. of Application	Project Cost*	Subsidy Amount*
1	0.82	0.39
Fig in Cr*		

Lender's Pendency					
Before Approval of Projects			After Approval of Projects by the DAHD		
Pending for Loan Sanction			Pending for final loan disbursement		
No. of Applications	Project Cost*	Subsidy Amount*	No of Applications	Project Cost*	Subsidy Amount*
11	6.80	3.22	1	0.51	0.25
Fig in Cr*					

Tripura

Projects Approved by DAHD						
Project	No. of Approved Project	Project Cost*	Loan Amount*	Approved Subsidy*	No. of Projects Subsidy Released	Subsidy Released*
Goat	4	4.02	1.85	1.71	2	0.46
Piggery	13	9.44	3.65	3.30	9	1.50
Poultry	5	3.77	1.39	1.43	3	0.46
Grand Total	22	17.23	6.89	6.44	14	2.42

Fig in Cr*

A total of 2 proposals in Piggery received 2nd instalment of subsidy which amounts to Rs 0.3 Cr.

Tripura: State Pendency

State Pendency					
Before approval of projects by DAHD					
SIA Pending			Pending for SLEC approval		
No. of Application	Project Cost*	Subsidy Amount*	No. of Application	Project Cost*	Subsidy Amount*
28	14.91	5.93	3	2.42	0.95
Fig in Cr*					

After approval of projects by DAHD		
Pending for SIA Milestone 1		
No. of Application	Project Cost*	Subsidy Amount*
4	2.69	1.00
Fig in Cr*		

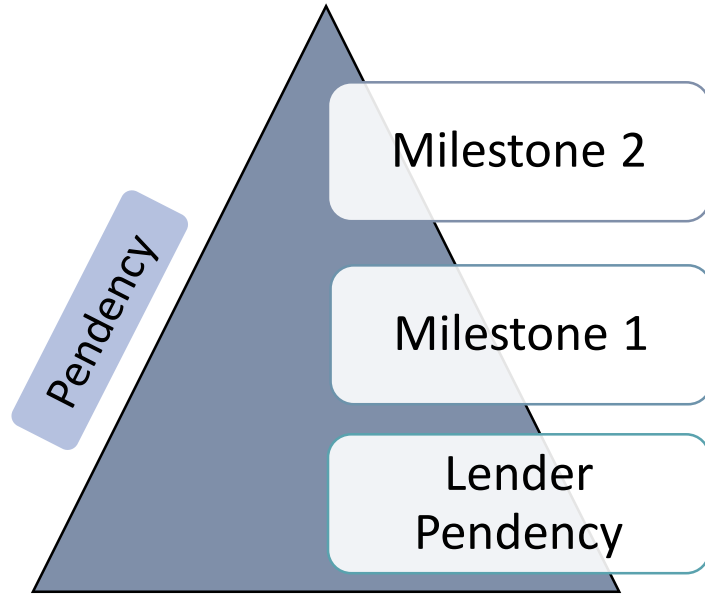
Tripura: Lender Pendency

Lender's Pendency								
Before Approval of Projects			After Approval of Projects by the DAHD					
Pending for Loan Sanction			Pending for Loan disbursement			Pending for final loan disbursement		
No. of Applications	Project Cost*	Subsidy Amount*	No of Applications	Project Cost*	Subsidy Amount*	No of Applications	Project Cost*	Subsidy Amount*
50	29.06	11.31	3	1.77	0.70	10	8.36	3.19
Fig in Cr*								



Takeaway &
Focus Area

Takeaway



No. of projects

64

Subsidy (In Cr)

17.28 Cr

Average no. of days Pending

170

1st Instalment released
Milestone 2 pending

Milestone 1

21

4.19 Cr

101

DAHD approved
Milestone 1 pending

Lender Pendency

76

21.72 Cr

220

DAHD approved loan
disbursement pending

Area to be focused:

- ❖ Focus and expediting of pending projects for project completion
- ❖ Awareness around all categories – Poultry, Goat/Sheep, Pig & Feed and Fodder
- ❖ Workshops/farmers meet for scheme awareness including convergence & formation of FPOs
- ❖ Facilitate exposure visits for progressive farmers / entrepreneurs from states to successful project sites
- ❖ Develop success stories of NLM EDP entrepreneurs of the state.

The background features a series of concentric circles in shades of light blue and grey. A thick, wavy line in shades of blue and green enters from the right side, curving around the bottom and left edges of the central text area.

Annexure

DAHD Approved Projects

Project Category	Arunachal Pradesh	Assam	Manipur	Mizoram	Nagaland	Sikkim	Tripura
Goat	8	21	0	1	11	1	4
Piggery	22	12	6	73	55	5	13
Poultry	1	5	0	0	5	0	5
Grand Total	31	38	6	74	71	6	22



पशुपालन और डेयरी विभाग

**DEPARTMENT OF ANIMAL HUSBANDRY AND
DAIRYING**

Regional Review Meeting:

North-Eastern Region

**Animal Husbandry Infrastructure
Development Fund
(AHIDF)**

07.03.2025



Animal Husbandry Infrastructure Development Fund (AHIDF)



Central Sector Scheme - Prime Minister's Atma Nirbhar Bharat Abhiyan stimulus package



Budget allocation of Rs. 29610.25 crore.

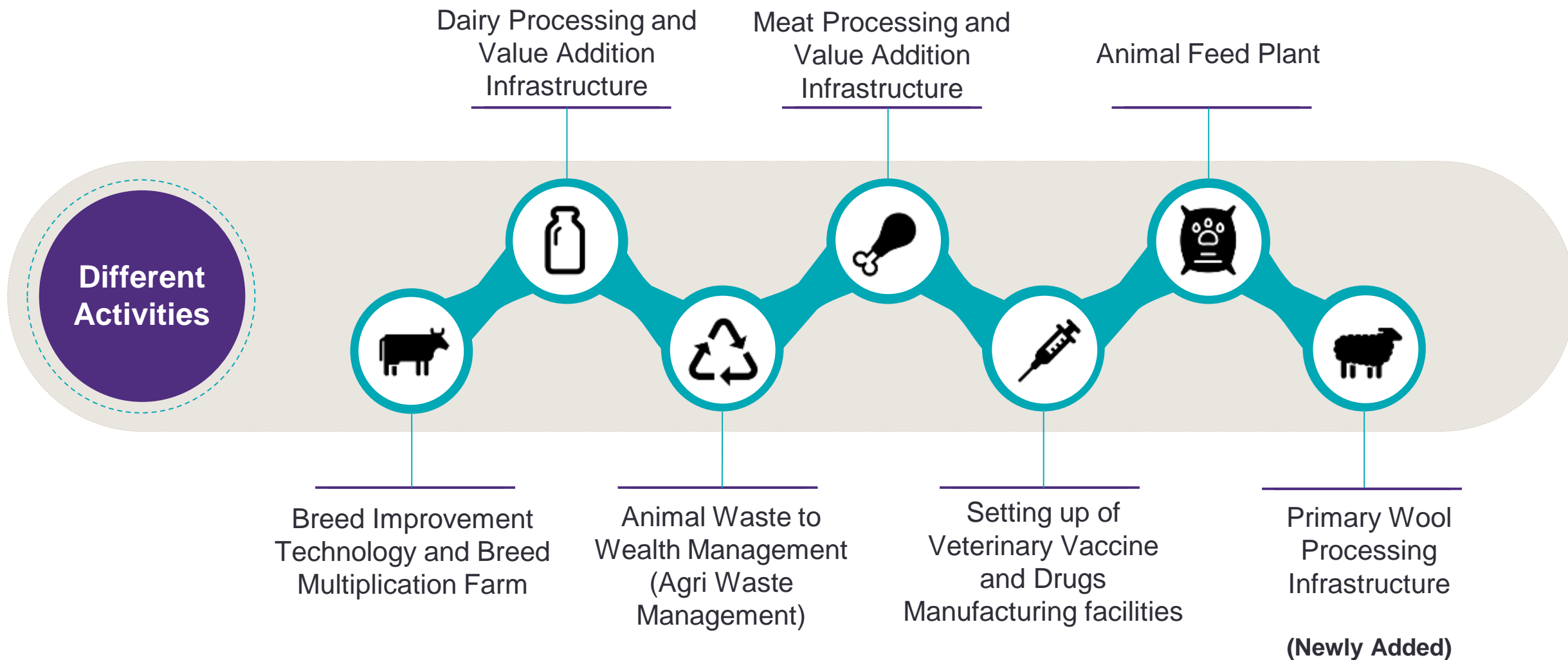


Loan up to 90% of the Project Cost* with 3% interest subvention payable up to 8 years.



Credit Guarantee fund of Rs. 750.00 crore with guaranteed coverage up to 25% of total term loan for MSME units & Cooperatives

Animal Husbandry Infrastructure Development Fund (AHIDF)



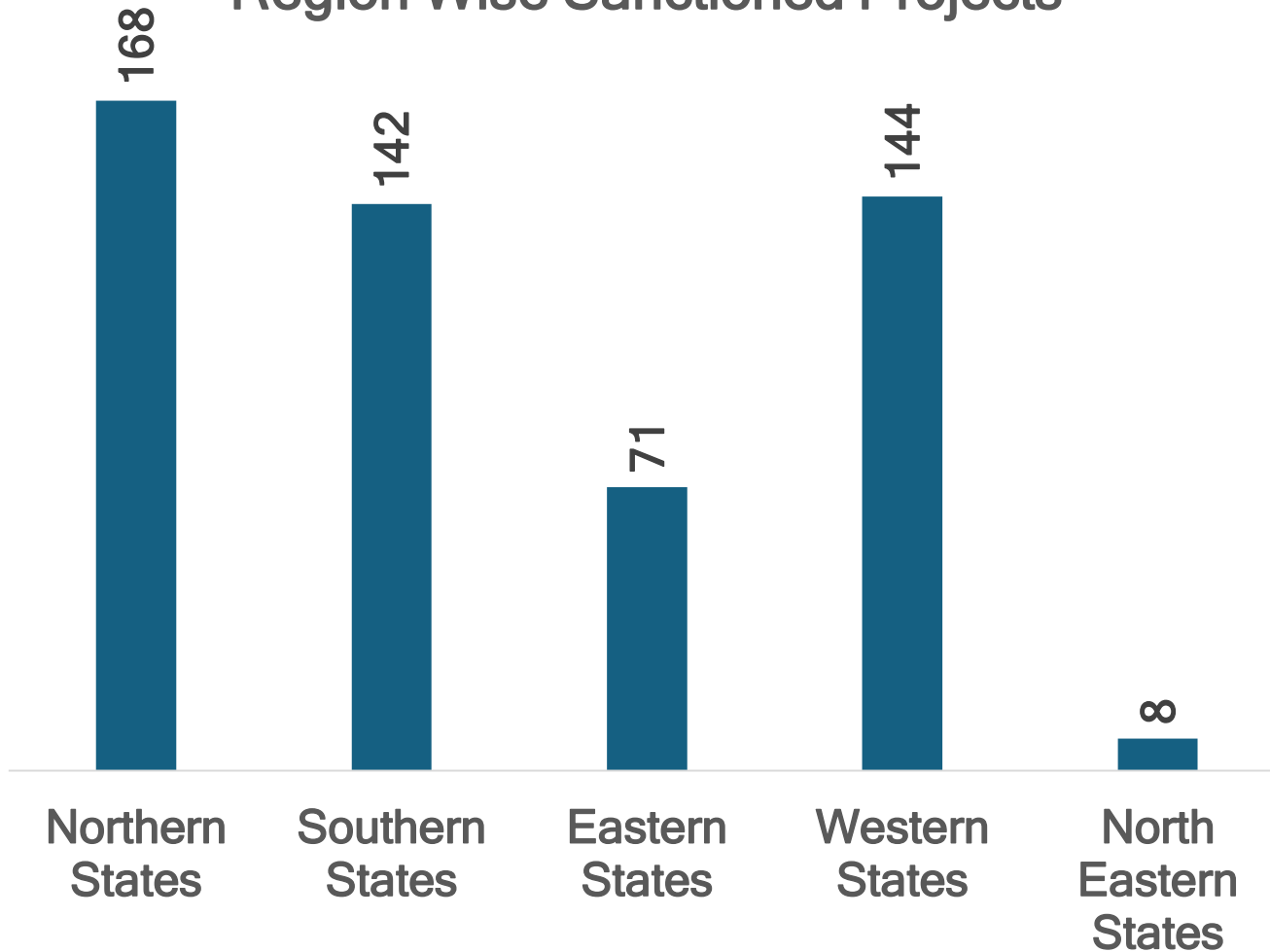
Current Status

Particulars	No of projects	Project Cost* (INR Cr.)	Term Loan (INR Cr.)
Eligible Projects	980	20,873	14,455
Sanctioned Projects	533	16,264	11,322
Approved Projects in PAC & PSC	374	12,835	8,829
Interest Subvention Released	344	10,112	6,762

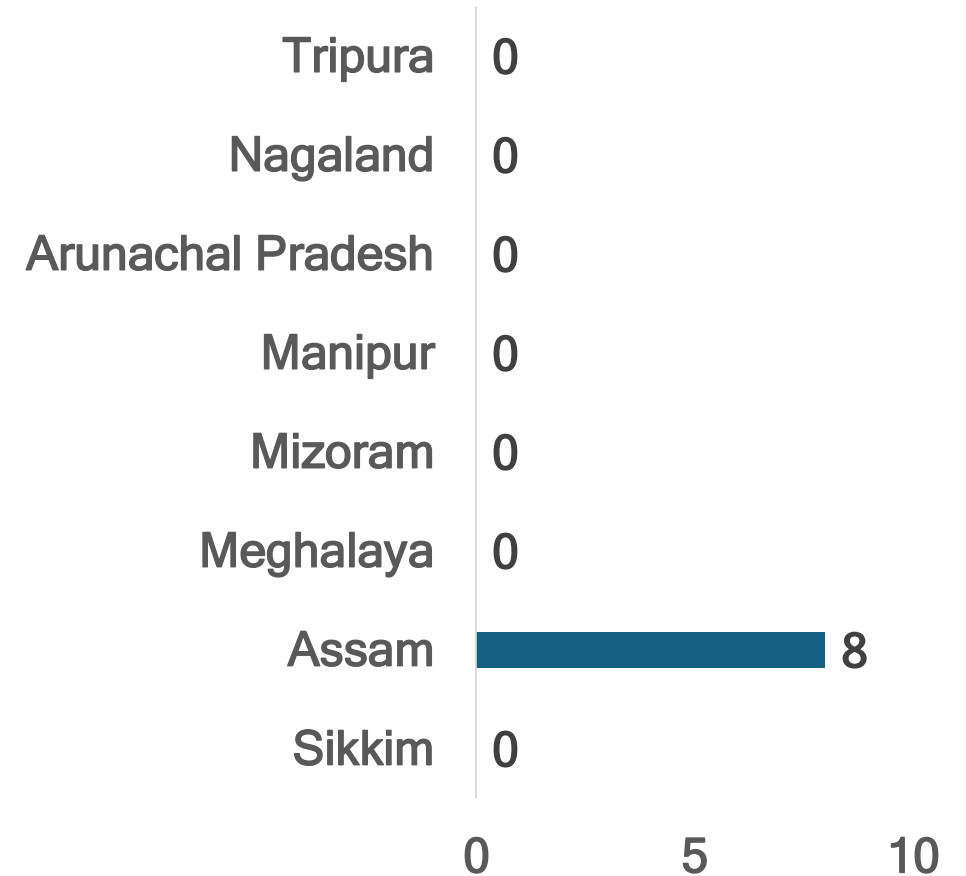
Total interest subvention released for **344** projects is ~**273 Cr.**

Performance Comparison (Sanctioned Projects)

Region Wise Sanctioned Projects

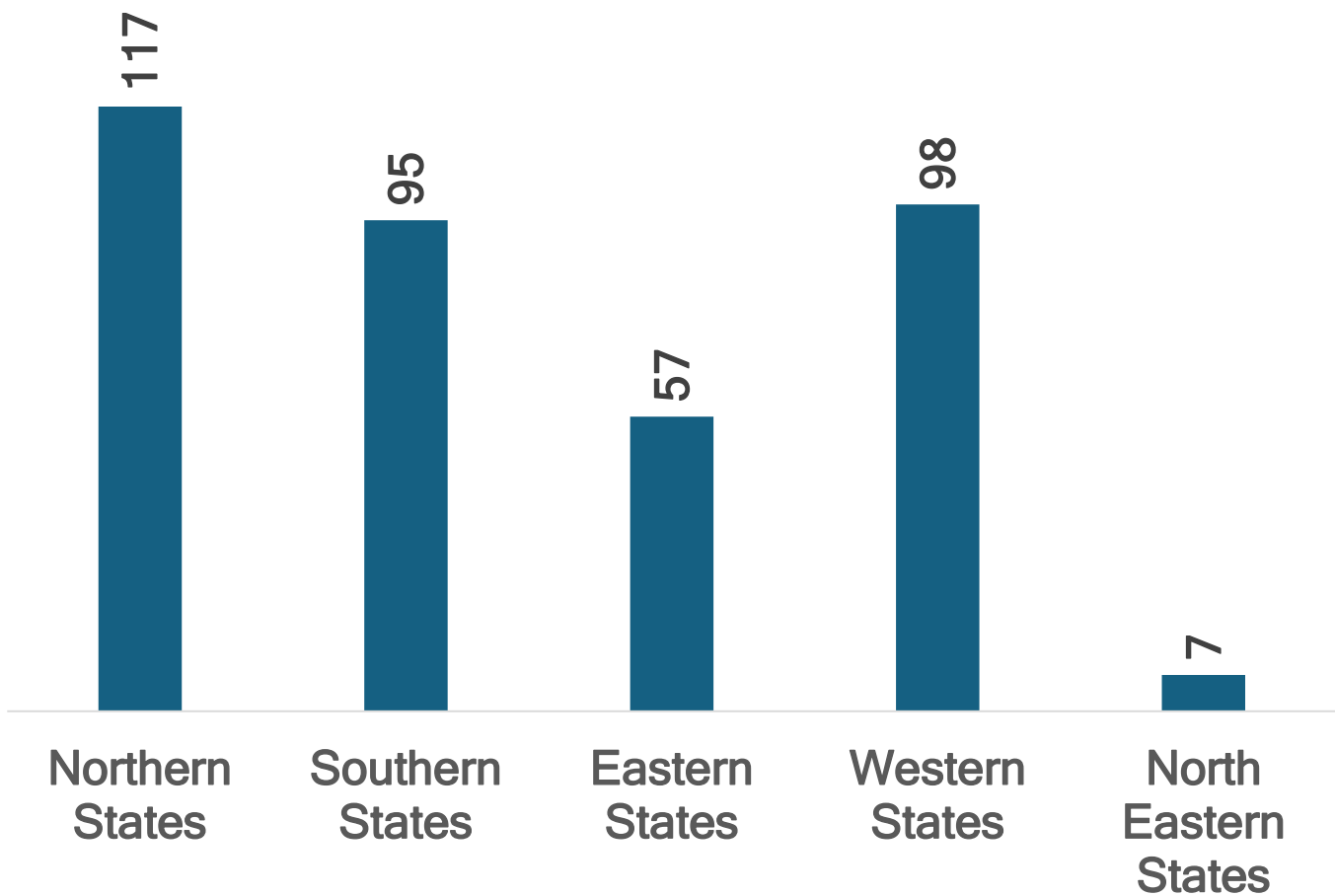


Projects Sanctioned in NER States

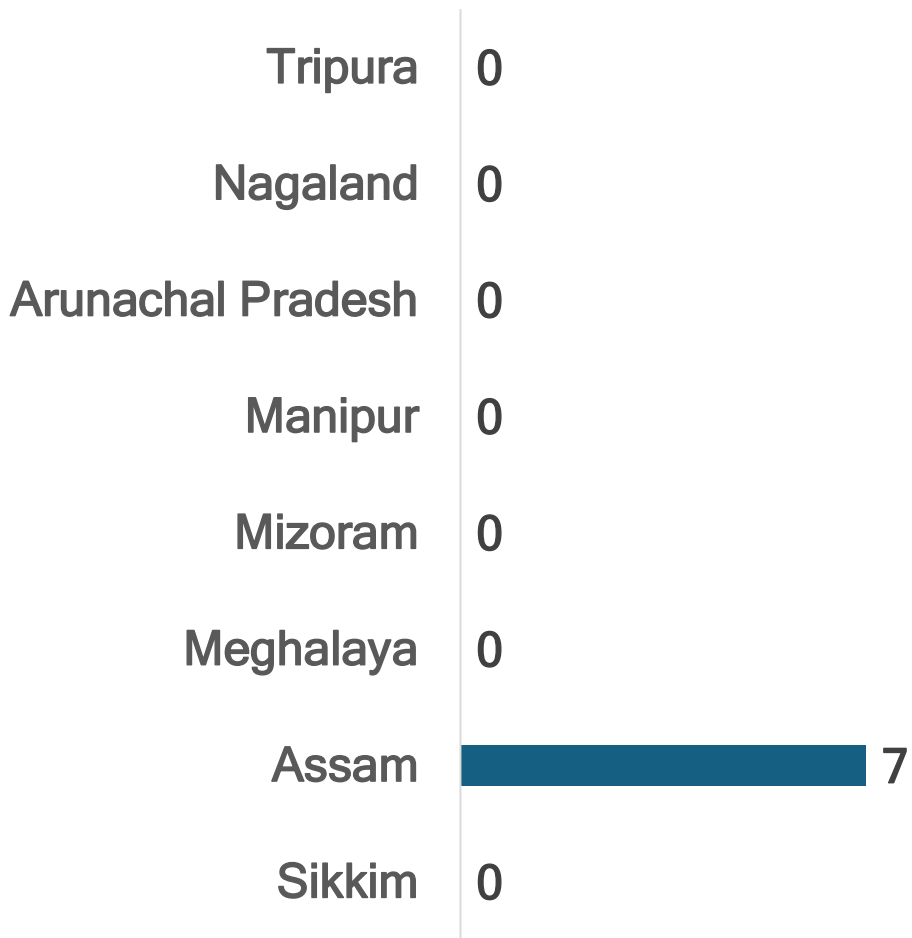


Performance Comparison (Approved Projects)

Region Wise Approved Projects



Projects Approved In NER States



State/UT wise Progress – Assam

Particulars	No. of projects(s)	Project Cost* (INR cr.)	Loan Amount* (INR cr.)
Eligible by DAHD	11	103.02	52.30
Sanctioned by bank	8	100.66	51.14
Interest Subvention released (INR cr.)	7		1.99

Category	Number of project(s)	Capacity	Employment
Animal Feed Plant	3	0.97 Lakh MT/Annum	170
Breed Improvement Tech and Breed Multiplication Farm	5	<ul style="list-style-type: none"> • Modern Technologically assisted Hatcheries with capacity of 166 lakhs chicks per annum • Modern Technologically assisted layer farm with capacity of 268 lakhs eggs per annum 	650
Total	8		820

Assam Sanctioned Projects

S. No.	Applicant Name	District	Project Cost* (INR Cr.)	Loan Amount* (INR Cr.)
1	Abis Exports India Private Limited	Tihu	10.45	6.41
2	Shanti Agrovat Industries Unit 2	Sonitpur	18.03	8.00
3	Sona Vets Private Limited	Sonitpur	8.58	4.00
4	Sona Vets Private Limited	Nalbari	5.02	3.30
5	Sona Vets Private Limited	Nagaon	23.10	9.87
6	Eden Research and Breeding Farms	Sonitpur	11.30	4.00
7	Suguna Foods Private Limited	Kokrajhar	14.87	9.86
8	Sona Vets Private Limited	Nagaon	9.29	6.00
Total			100.66	51.14

State/UT wise Progress

States	Projects Marked Eligible	Project Cost* (INR Cr.)	Sanctioned by Banks
Manipur	3	1.65	Nil
Nagaland	1	1.68	Nil
Tripura	1	1.81	Nil

Key take aways




Extensive promotion for strengthening of infrastructure in Livestock sector of NER.

01



Dovetailing of the scheme with subsidy or grant in aid scheme.

02



Focus on **formation of FPO** and availing the scheme benefit

03



Awareness for cooperatives to avail assistance

04

16.35 lakh tonnes

Total **milk** production in NER states

256.55 Lakh

Total **egg** production in NER states

2.78 Lakh tonnes

Total **meat** production in NER states

Scope for value addition for strengthening of livestock sector



Thank You