

**Meeting
To review
Milk Situation in the Country
Chairperson: Secretary (AHD)**

Venue : Hall No – 4; Vigyan Bhawan, New Delhi

Date: 18.12.2024



Milk Procurement, Sale, Stock and Prices

- (a) Overview
- (b) Region wise position



Export and Import of Dairy Products




Any other issue with the approval of chair

Action Taken Report of last Meeting held on 4th April 2024



पशुपालन और डेयरी विभाग
**DEPARTMENT OF ANIMAL
HUSBANDRY AND DAIRYING**

Sn.	Decisions in the Meeting held on 4 th April 2024	Status as on Date
1	The State Education Department may be contacted by the respective dairy federation/milk union for district of SMP/WMP in Mid Day Meal and Anganwadi.	DAHD has requested Dept. of Women & Child Development at Secretary level on 15 th July 2024 and request has also been sent to Hon'ble Women & Child Development Minister and Hon'ble Human Resource Development Minister on 2 nd September 2024.
2	MoWCD and DoSE&L may be requested to include milk and milk products in Mid-day meal/ICDS and other programmes.	The Dept. also requested for pan India intervention for including milk and milk products in Mid-day meal, PM Poshan and similar schemes and direct concerned officers in this matter.
3	All dairy federation should promote unique dairy based product of the state at National and International level	Status report to be presented by respective State Federations
4	A detailed budget may be prepared for the fund's requirement by the Fodder FPO	NDDDB is already promoting 100 FPOs under 10,000 FPO Scheme.
5	Cooperative may be encouraged to create infra under for Fodder Production and conservation	Further revolving fund has been proposed for Fodder FPOs in the new NPDD 2.0 Scheme.



Overview of
Milk Procurement, Sale,
Stocks and Prices

Milk Situation (Summary)- Nov 2024



पशुपालन और डेयरी विभाग
**DEPARTMENT OF ANIMAL
HUSBANDRY AND DAIRYING**

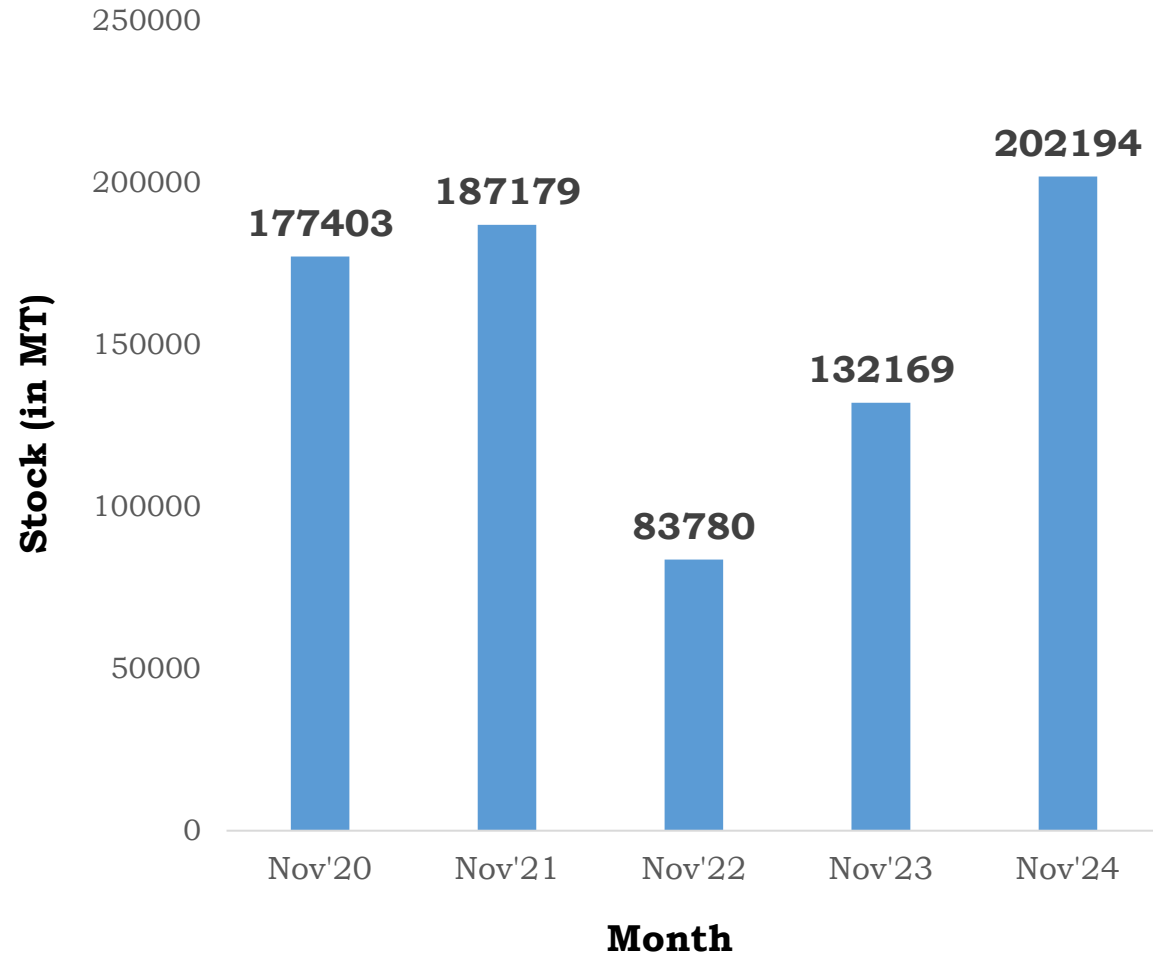
Particulars	Details	Last Year	Current Year	% Increase
Annual rate of Inflation (%)	WPI	7.95	2.77	-65
	CPI	5.75	2.85	-50
Milk procurement & Sale	Procurement (Lakh Kg. Per Day)	633.81	628.22	-1
	Sale (Lakh Liter Per Day)	432.12	428.25	-1
Average milk procurement price	3% Fat and 8.5% SNF (in Rs per kg)	33.84	34.04	1
	6% Fat and 9% SNF (in Rs per kg)	45.67	46.31	1
Average sale price of milk (Rs./litre)	TM	49.14	51.14	4
	DTM	45.15	46.85	4
	FCM	61.42	64.08	4

SMP Stock Trend (Major Federations)

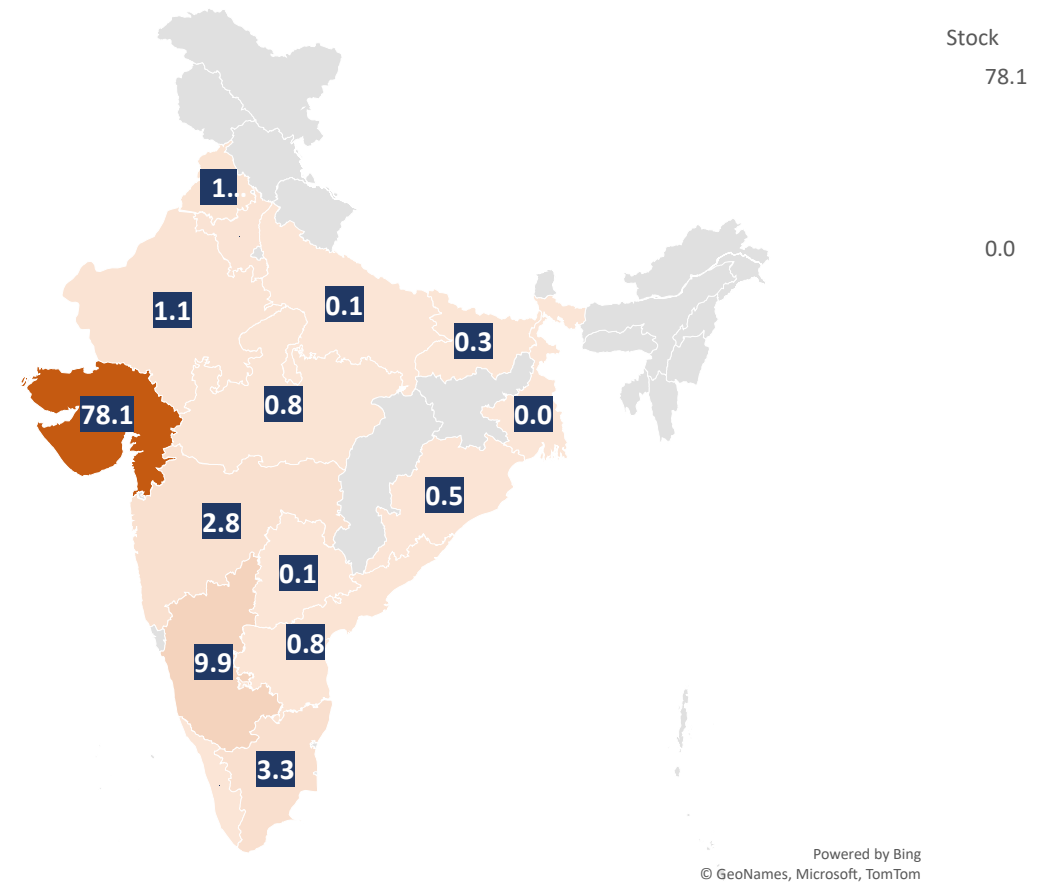


सत्यमेव जयते

Last 5 Year Stock for November Month



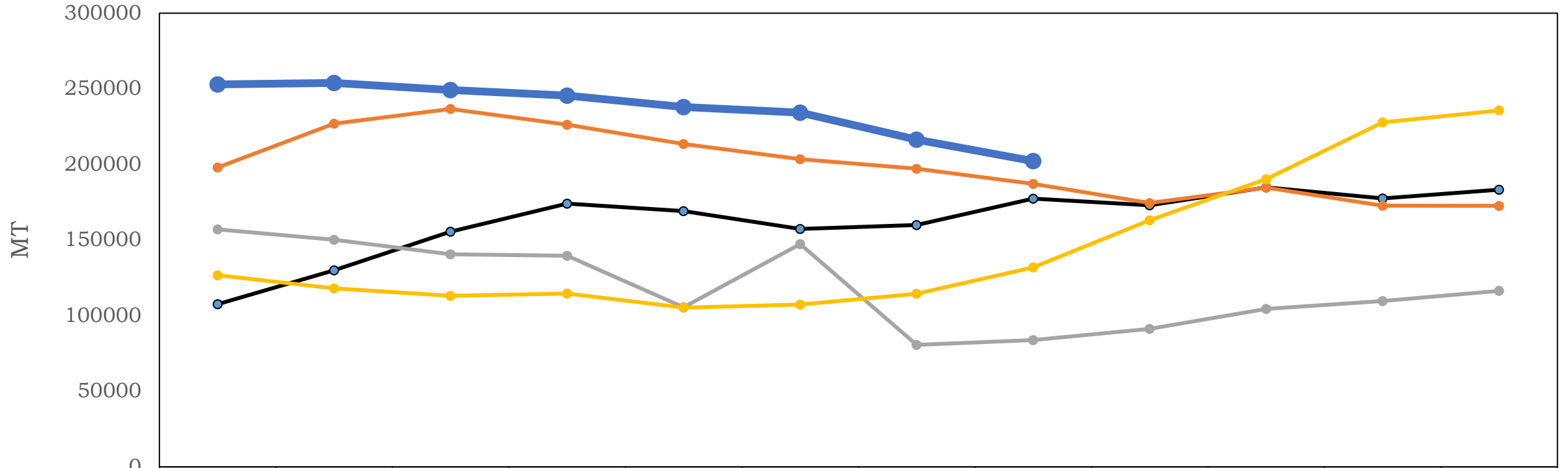
State Federation Stock Contribution (in %)



Powered by Bing
© GeoNames, Microsoft, TomTom

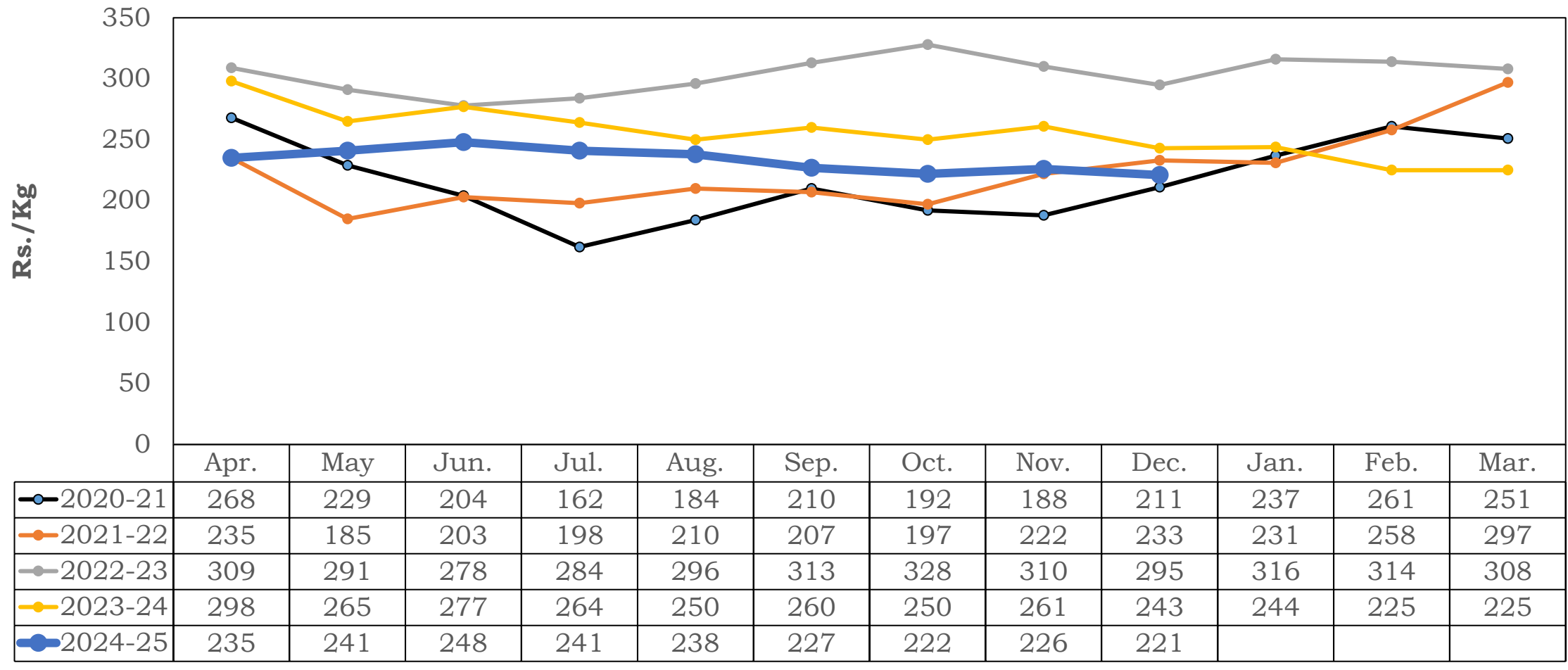
Out of the total SMP Stock GCMFF holds 1.57 Lakh MT followed by KMF 0.20 Lakh MT

Trend Analysis - Stock of SMP (MT) for Major Federations



	April	May	June	July	Aug	Sep	Oct	Nov	Dec	Jan	Feb	March
● 2020-21	107562	129959	155599	174021	169170	157287	159904	177403	173002	184810	177546	183241
● 2021-22	198025	226996	236661	226326	213535	203479	197200	187179	174501	184689	172659	172615
● 2022-23	157038	150236	140624	139601	105545	147309	80674	83780	91209	104479	109638	116318
● 2023-24	126630	118026	113058	114654	105298	107327	114451	131864	163077	190345	227737	235704
● 2024-25	252931	253873	249199	245498	237972	234243	216347	202194				

SMP Price Trend



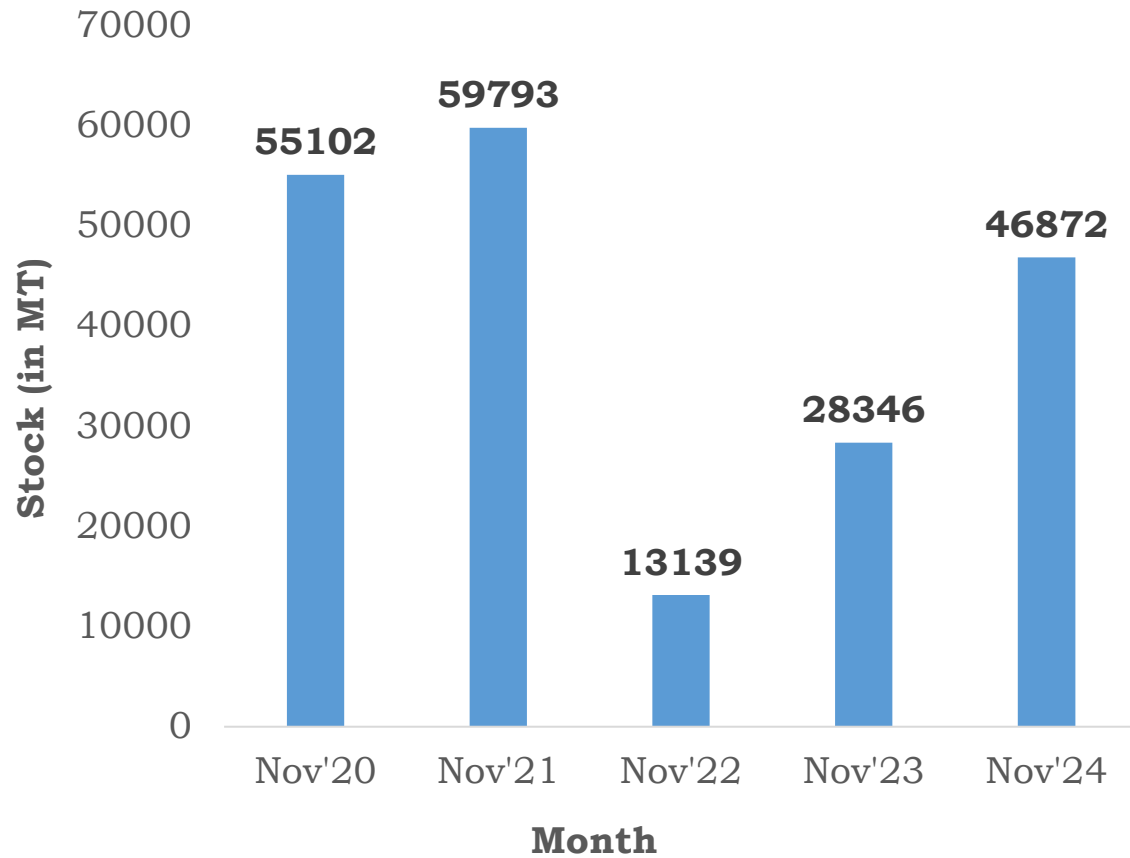
Note : Weighted Avg. Concluded Price of SMP (Rs./Kg.) (Ex-Dairy) ; Source - NCDFI

White Butter Stock Trend for Major Federations

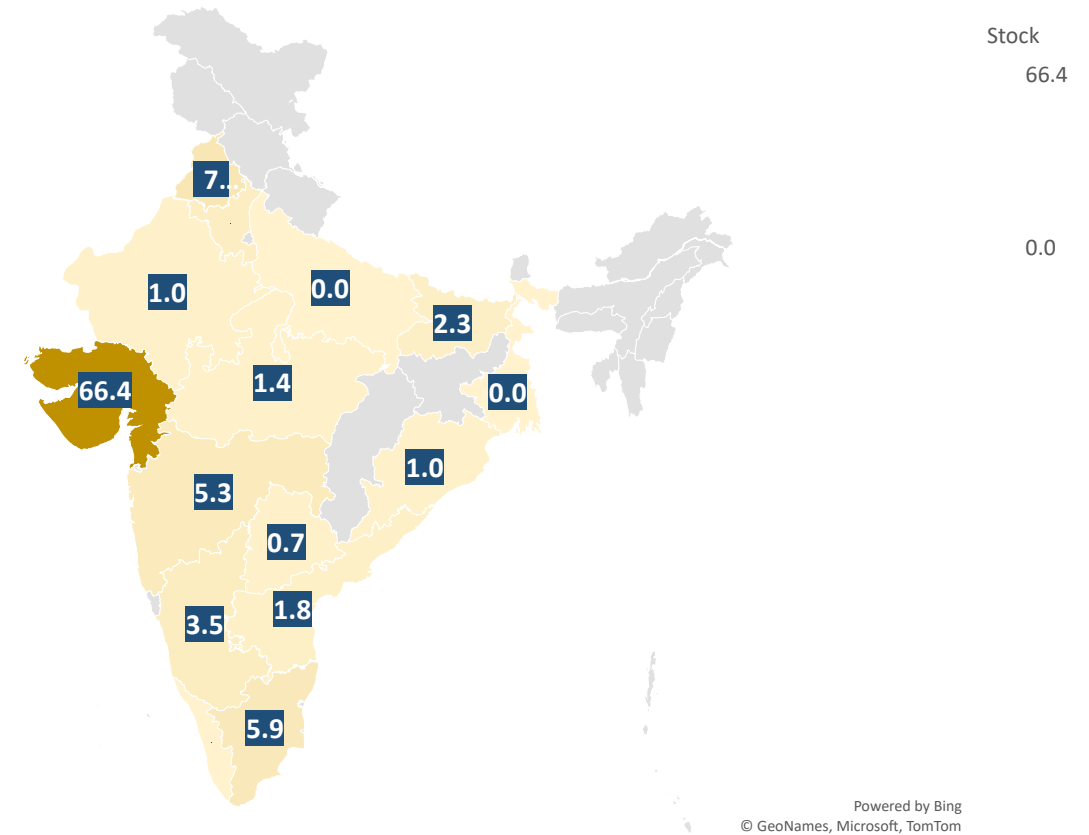


सत्यमेव जयते

Last 5 Year Stock for November Month



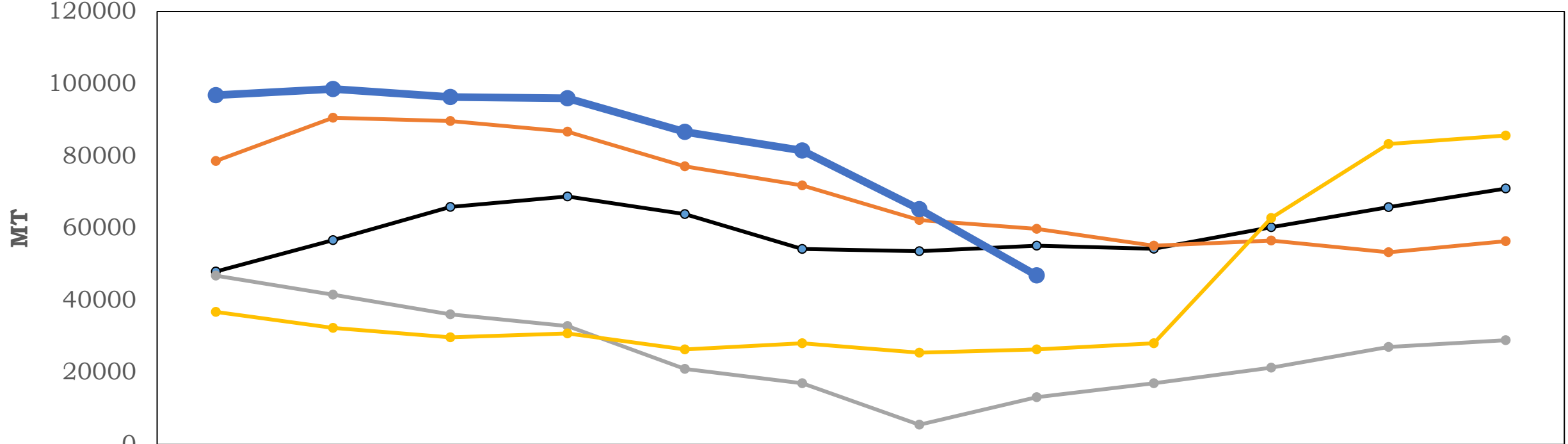
State Federation Stock Contribution (in %)



Powered by Bing
© GeoNames, Microsoft, TomTom

Out of the total Stock GCMFF holds 31.10 Thousand MT followed by Punjab with 3.5 Thousand MT

Trend Analysis - Stock of White Butter (in MT) for Major Federations

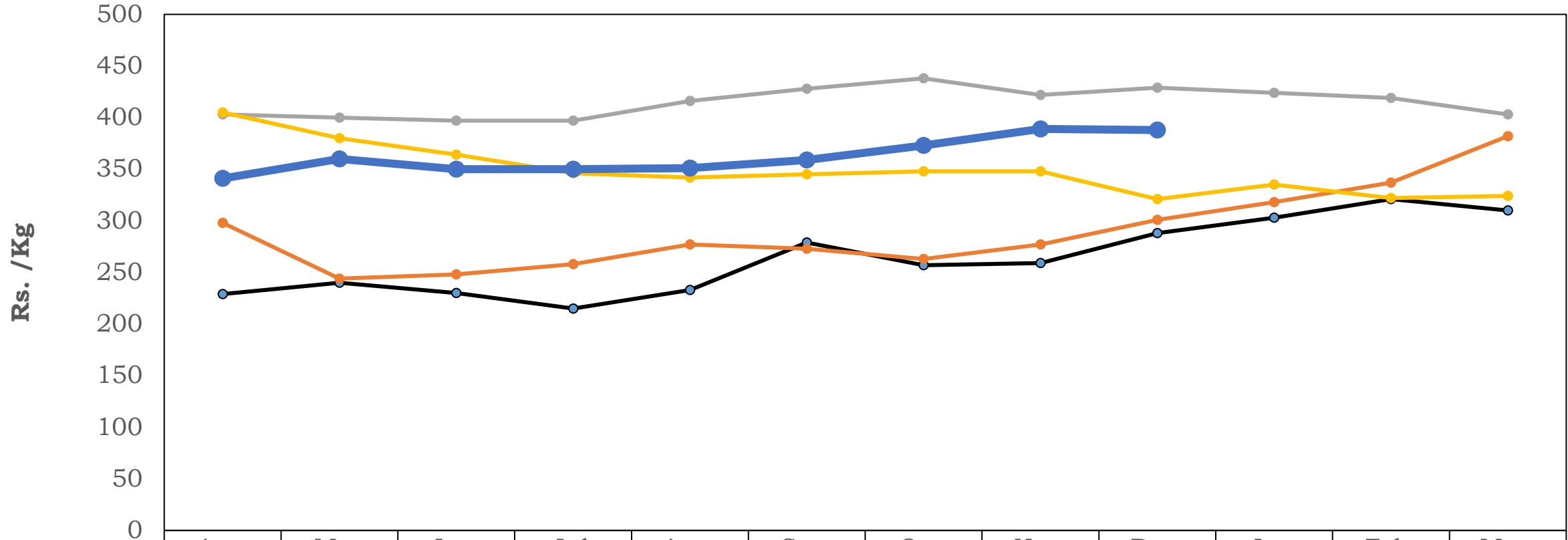


	April	May	June	July	Aug	Sep	Oct	Nov	Dec	Jan	Feb	March
● 2020-21	47942	56648	65878	68741	63850	54196	53596	55102	54253	60230	65805	70945
● 2021-22	78595	90567	89639	86719	77129	71832	62216	59793	55086	56543	53283	56391
● 2022-23	46814	41558	36100	32816	20957	16974	5496	13139	17001	21294	27047	28928
● 2023-24	36742	32341	29713	30796	26381	28093	25464	26348	28077	62772	83314	85648
● 2024-25	96825	98544	96324	95990	86642	81500	65208	46872				

White Butter Price Trend



पशुपालन और डेयरी विभाग
**DEPARTMENT OF ANIMAL
HUSBANDRY AND DAIRYING**



	Apr.	May	Jun.	Jul.	Aug.	Sep.	Oct.	Nov.	Dec.	Jan.	Feb.	Mar.
● 2020-21	229	240	230	215	233	279	257	259	288	303	321	310
● 2021-22	298	244	248	258	277	273	263	277	301	318	337	382
● 2022-23	403	400	397	397	416	428	438	422	429	424	419	403
● 2023-24	405	380	364	346	342	345	348	348	321	335	322	324
● 2024-25	341	360	350	350	351	359	373	389	388			

Note : Weighted Avg. Concluded Prive of Butter (Rs./Kg.) (Ex-Dairy) ; Source - NCDFI

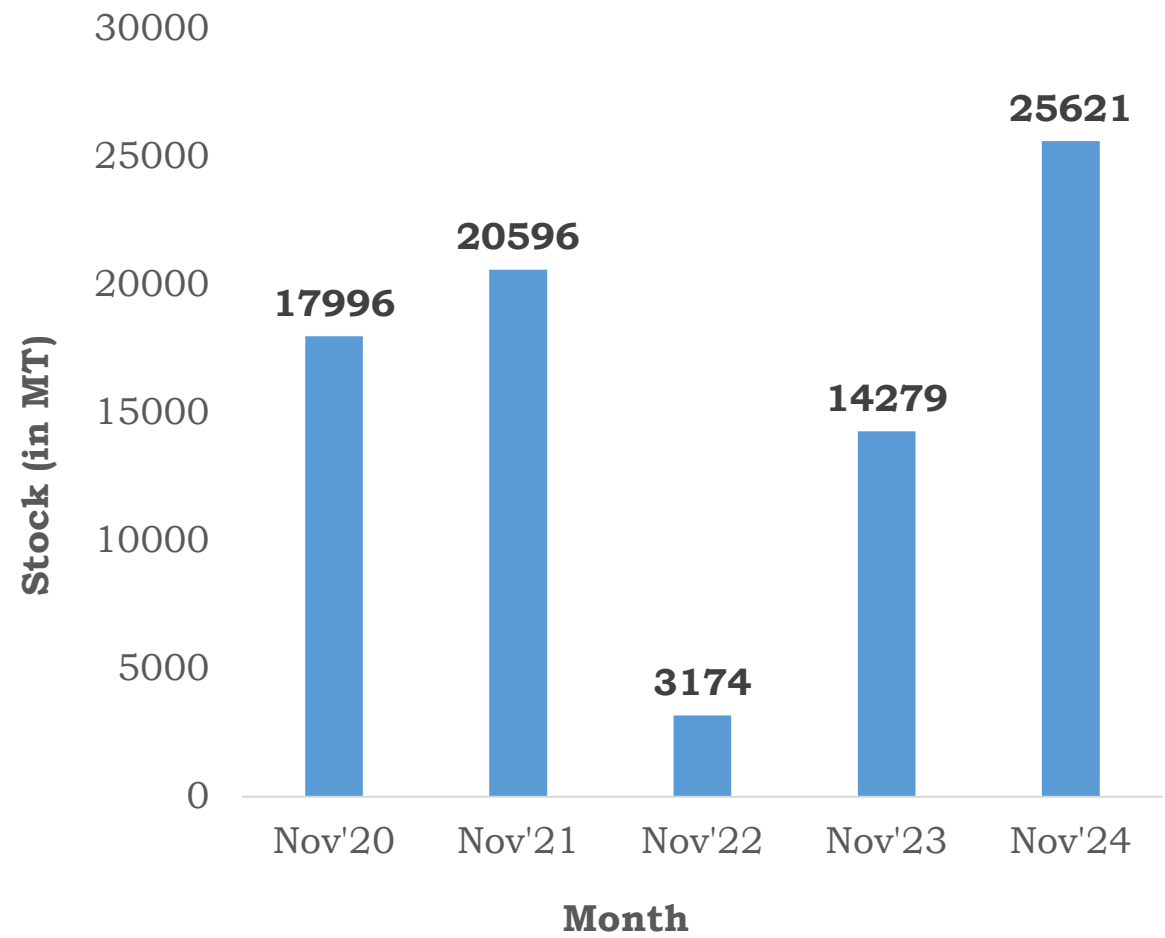
Ghee Stock (in MT) Trend for Major Federations



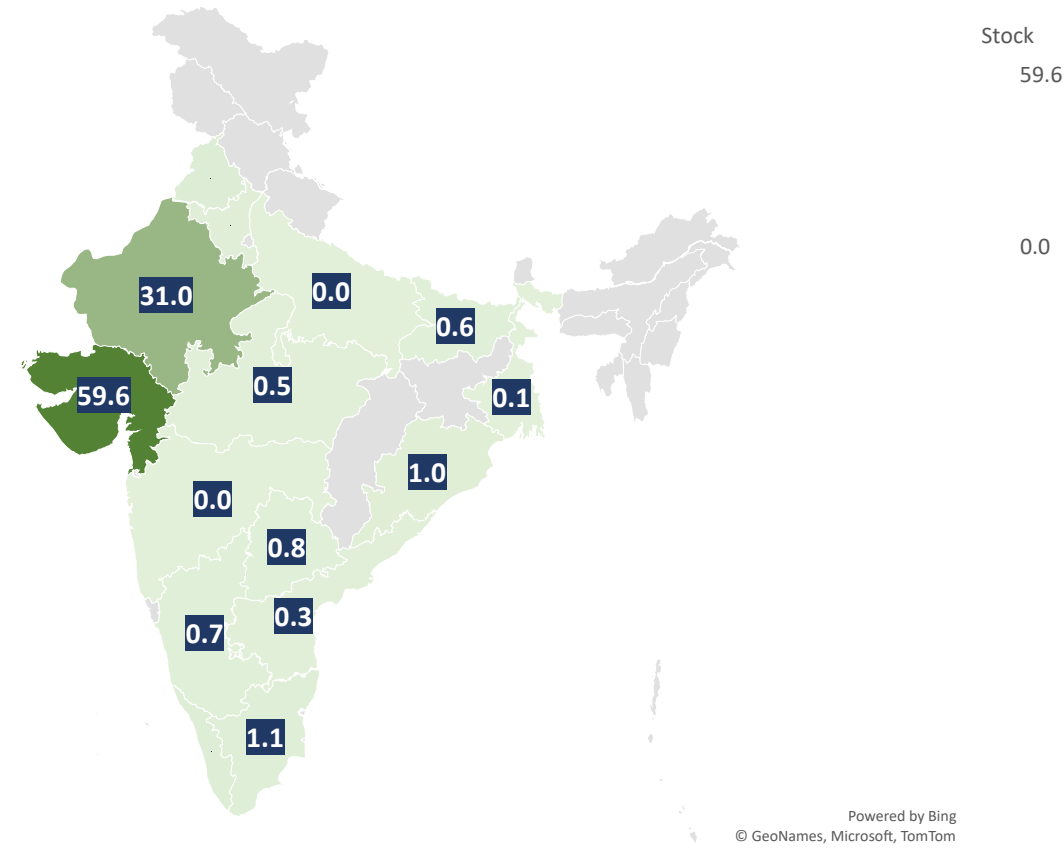
पशुपालन और डेयरी विभाग
**DEPARTMENT OF ANIMAL
HUSBANDRY AND DAIRYING**

सत्यमेव जयते

Last 5 Year Stock for November Month

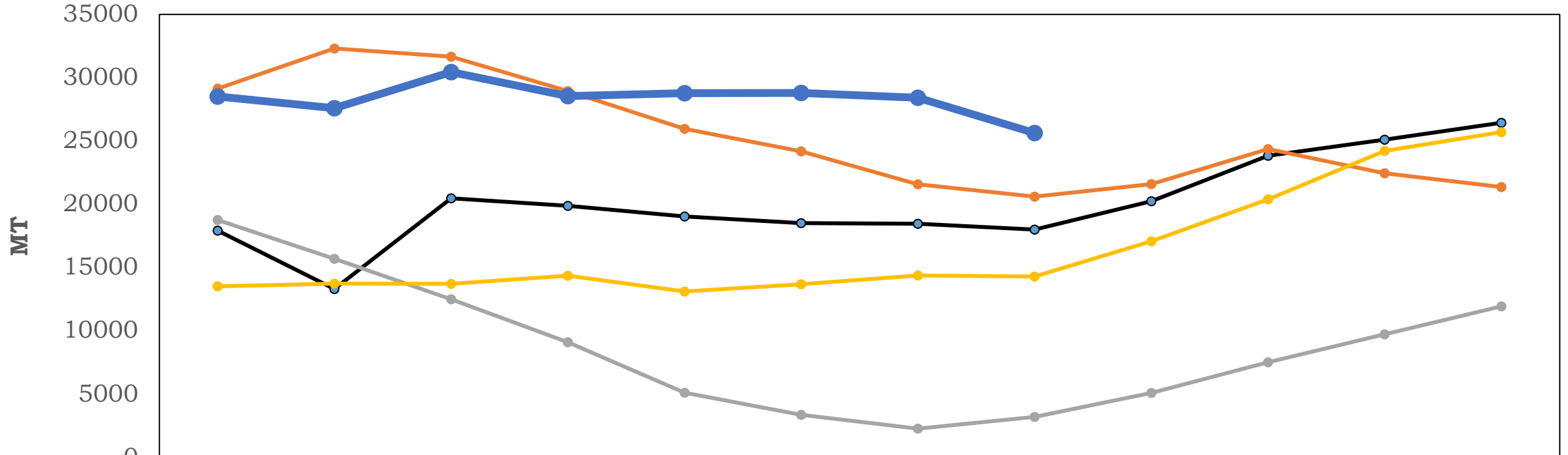


State Federation Stock Contribution (in %)



Out of the total Stock GCMFF holds 15.27 Thousand MT followed by Rajasthan with 7.93 Thousand MT

Trend Analysis - Stock of Ghee (MT) for Major Cooperatives

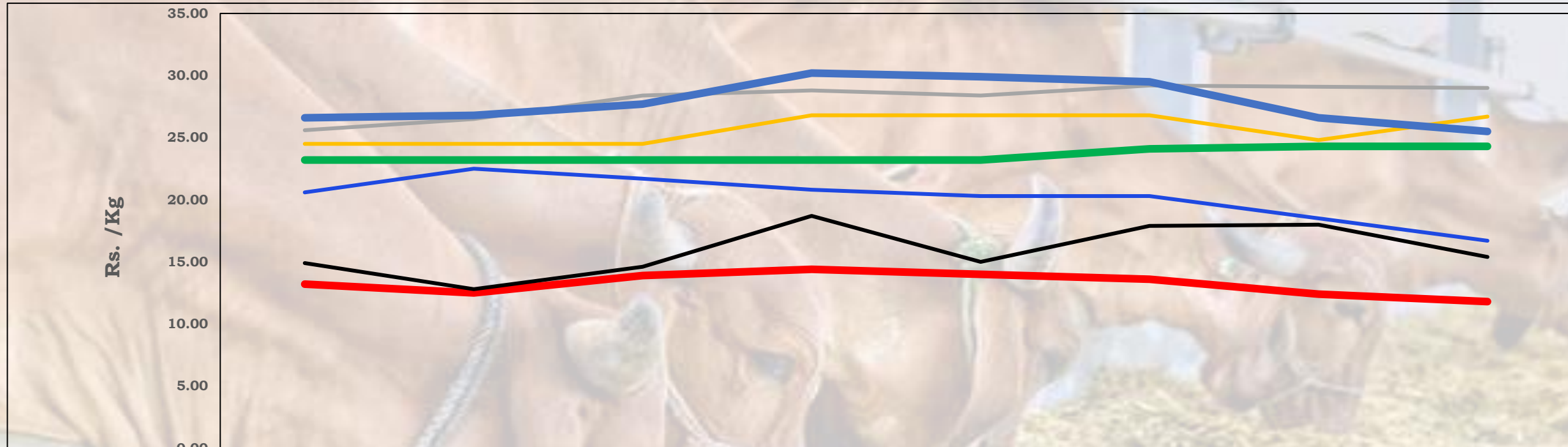


	April	May	June	July	Aug	Sep	Oct	Nov	Dec	Jan	Feb	March
● 2020-21	17913	13295	20460	19874	19026	18493	18449	17996	20238	23831	25091	26436
● 2021-22	29136	32310	31653	28946	25958	24172	21567	20596	21585	24350	22446	21350
● 2022-23	18742	15685	12486	9085	5086	3349	2249	3174	5079	7505	9712	11922
● 2023-24	13506	13714	13705	14348	13096	13675	14368	14279	17066	20375	24201	25698
● 2024-25	28505	27584	30444	28550	28775	28797	28411	25621				

Cattle Feed Price Trend

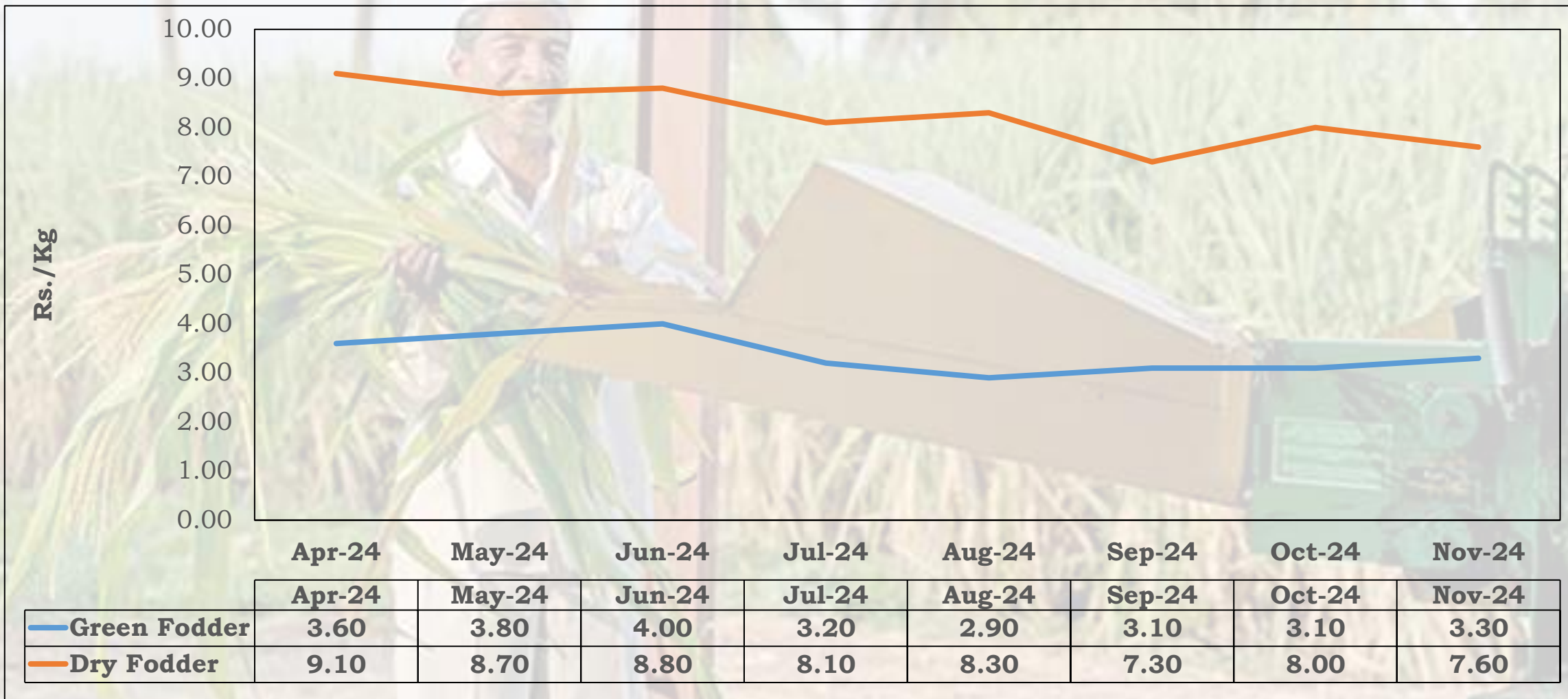


सत्यमेव जयते



	Apr-24	May-24	Jun-24	Jul-24	Aug-24	Sep-24	Oct-24	Nov-24
Cattle Feed	23.20	23.20	23.20	23.20	23.20	24.10	24.30	24.30
DORB	13.20	12.50	13.90	14.40	14.00	13.60	12.40	11.80
Rice Polish	25.60	26.50	28.40	28.80	28.40	29.20	29.10	29.00
Wheat Bran	24.50	24.50	24.50	26.80	26.80	26.80	24.80	26.70
Maize	26.60	26.80	27.70	30.20	29.90	29.50	26.60	25.50
Rapeseed Meal	20.60	22.50	21.70	20.80	20.30	20.30	18.50	16.70
Molasses	14.90	12.80	14.60	18.70	15.00	17.90	18.00	15.40

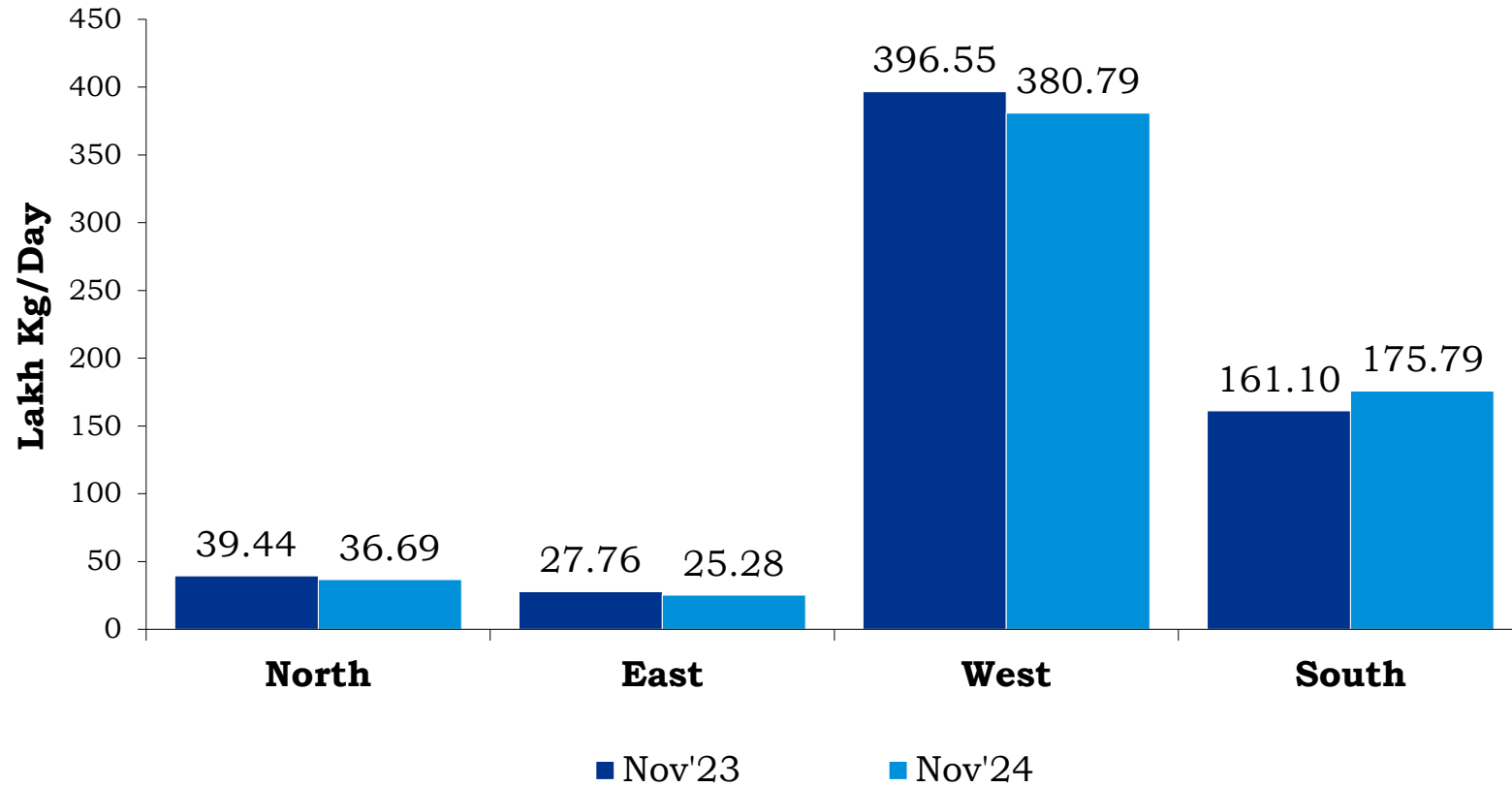
Fodder Price Situation in Nov 2024





Zone wise Key Indicators

Milk Procurement (Lakh Kg/Day)



Milk Procurement Price



Average Milk Procurement Price for 3% Fat and 8.5% SNF (in Rs per kg)

Region	Nov'23	Nov'24
North	33.68	32.99
East	28.79	30.85
West	34.25	33.80
South	36.80	36.67
Average	33.84	34.04

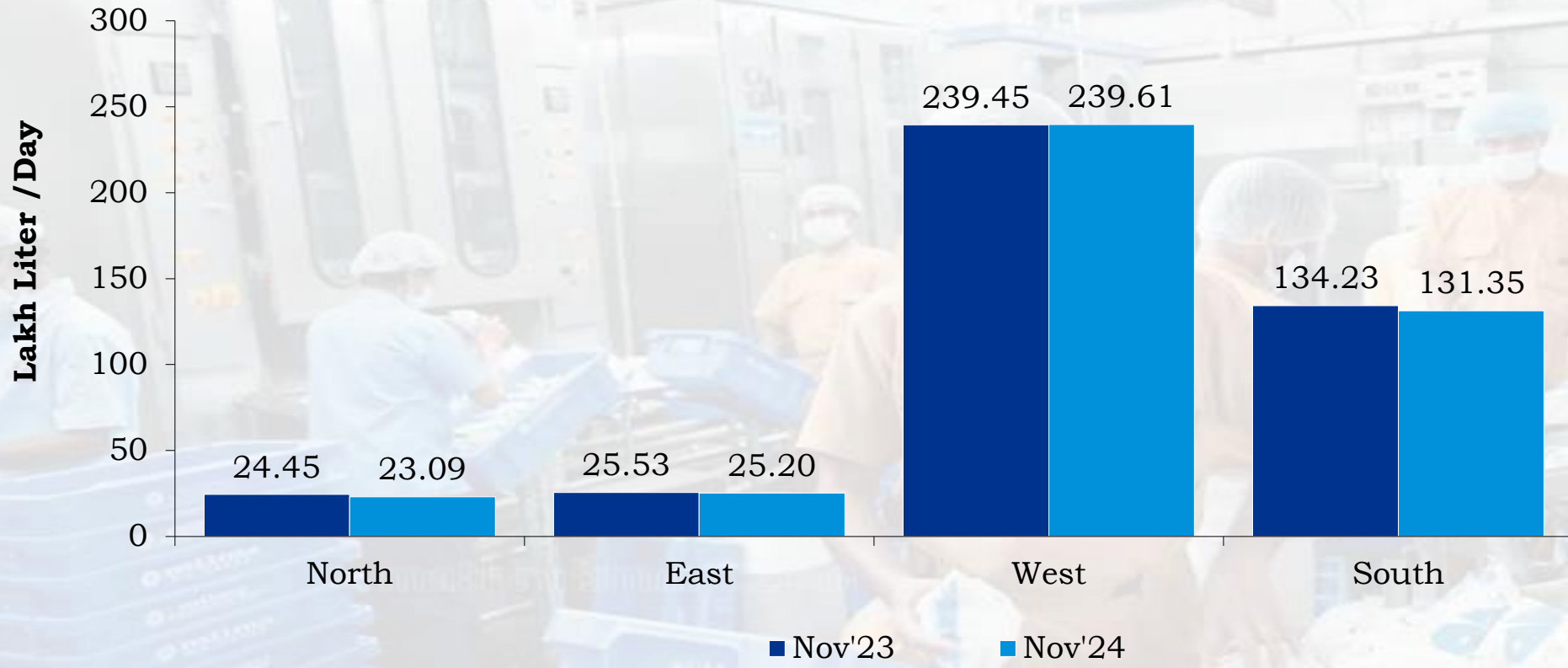
Average Milk Procurement Price for 6% Fat and 9% SNF (in Rs per kg)

Region	Nov'23	Nov'24
North	48.36	47.53
East	39.51	42.55
West	48.29	48.91
South	45.65	46.04
Average	45.67	46.31

Milk Sale (Lakh Liter/Day)



सत्यमेव जयते



TM Sales Price (Rs per Litre)



पशुपालन और डेयरी विभाग
**DEPARTMENT OF ANIMAL
HUSBANDRY AND DAIRYING**

Region	Nov'23	Nov'24	% Change
North	52.50	55.00	4.76
East	46.00	49.00	6.52
West	51.00	53.00	3.92
South	47.60	48.60	2.10
Average	49.14	51.14	4.07

DTM Sale Price (Rs per Litre)



Region	Nov'23	Nov'24	% Change
North	47.50	49.50	4.21
East	42.00	44.50	5.95
West	44.00	46.00	4.55
South	45.00	46.00	2.22
Average	45.15	46.85	3.75

FCM Sale Price (Rs per Litre)



Region	Nov'23	Nov'24	% Change
North	64.00	67.00	4.69
East	53.50	59.00	10.28
West	64.00	66.00	3.13
South	61.50	62.75	2.03
Average	61.42	64.08	4.34



Export and Import of Dairy Products

Export and Import of Milk and Milk Products



पशुपालन और डेयरी विभाग
**DEPARTMENT OF ANIMAL
HUSBANDRY AND DAIRYING**

Commodity	In MT					
	2022-23		2023-24		2024-25 (Till Sep 2024)	
	Export	Import	Export	Import	Export	Import
Milk and cream (0401)	15295.49	408.12	16515.01	758.58	10214.02	339.34
Milk Powder (0402)	18737.78	604.13	6952.94	988.76	3268.64	102.83
Fermented and Acidified Milk Products (0403)	1574.18	57.51	2501.17	1000.47	1555.91	2.24
Whey and Whey Products (0404)	350.64	10808.35	336.16	23041.22	152.57	10373.47
Butter/ Ghee/Butter Oil (0405)	22903.22	275.85	27844.78	252.5	25664.64	133.94
Cheese and Curd (0406)	9320.94	1821.86	9591.26	2250.74	4674.85	796.89
Casein, Caseinates And Other Casein Derivatives; Casein Glues (3501)	8843.52	1007.54	2044.33	2517.47	1205.03	951.94
Total	77025.77	14983.36	65785.65	30809.74	46735.66	12700.65

Thank You